# Friday Report - overview and contents

The pages in The Friday Report are about adult offenders in Georgia's prisons and jails. They contain statistical snapshots and trends in the populations and movements of offenders in the state prison system, on probation, on parole, and in local jails. Information comes from databases of the Georgia Department of Corrections (GDC) and the Board of Pardons and Paroles, and from data provided by local jailers. Information is summarized into tables in the GDC/Parole Data Warehouse, and is extracted into these pages each Friday. Pages are organized according to the table that supplied the data.

**The Monthly Research Table**, named "MO_RESRCH" or simply "MO", contains data about state prisoners, grouped into statistically interesting categories. The table contains one record per month, from January 2000 to the present. Despite its being "monthly", it is updated weekly, because some data trickles in for several weeks before it becomes stable history.

| Page | Content |
|---|---|
| **MO-01** | Clemencies and maxouts. Monthly graph from 2000 to present shows the monthly departures from prison via actions by the Georgia Parole Board (clemencies), and via service of 100% of the court ordered sentence (maxouts) |
| **MO-02** | 48 months of releases. Table shows counts and percentages of releases via clemencies and maxouts, with and without probation to follow, for each of the past 48 months. |
| **MO-03** | Methamphetamine. Monthly graph from 2000 to present shows admissions, departures, population, and percent of population of inmates with a current offense of methamphetamine possession, sale, manufacturing, or trafficking, and the changing racial composition of the methamphetamine population |
| **MO-04** | Non-violent first incarcerants. Monthly graph from 2000 to present shows admissions, departures, population, and percent of population of inmates without violent or sex crimes, who are serving their first Georgia felony incarceration. |
| **MO-05** | Seven Deadly Sins. Monthly graph from 2000 to present shows admissions, departures, population, and percent of population of inmates convicted of kidnapping, armed robbery, rape, aggravated sodomy, aggravated sexual battery, and aggravated child molestation, for whom especially severe penalties are prescribed. |
| **MO-06** | 48 months of inmate subpopulations. Table shows number and percentage of white and non-white inmates with methamphetamine offenses, and non-violent first incarcerants, and inmates convicted of the Seven Deadly Sins. |
| **MO-07** | Inmate age overview. Line graph shows the average age of the inmate population, by month from 2000 to the present. Pie chart shows the number of currently active inmates in their teens, twenties, thirties, forties, fifties, and age sixty+. |
| **MO-08** | Counts by age group. Graphs show the count, by month from 2000 to the present, of inmates in their teens, twenties, thirties, forties, fifties, and age sixty+. |
| **MO-09** | Percentages by age group. Graphs show the percentages, by month from 2000 to the present, of inmates in their teens, twenties, thirties, forties, fifties, and age sixty+. |
| **MO-10** | 48 months of inmate ages. Table shows average age of the standing population, and counts and percentages of teens, twenties, thirties, forties, fifties, and sixty+, for each of the past 48 months. |

# Friday Report - overview and contents (continued)

| **The MSR Table** is based on the Management Summary Report (MSR), a snapshot report posted each week in GDC's Scribe database. MSR_RESRCH gathers that data into weekly trends, with one record for each Friday since March 20th, 2009 | |
|---|---|
| **Page** | **Content** |
| **MSR-01** | All housed offenders. Weekly graph from March 20, 2009 to present, showing counts of inmates in state prisons, transitional centers, county prisons, private prisons, inmate boot camps, parole revocation centers, probation Residential Substance Abuse Treatment (RSAT), probation boot camps, probation detention centers, plus the inmate jail backlog and probationers in jail waiting for state facilities. |
| **MSR-02** | Probationers in jail. Weekly graph from March 20, 2009 to present, showing counts of probationers in local jails awaiting placement in probation detention centers, probation RSAT centers, and probation boot camps. |
| **MSR-03** | State inmates in jail. Weekly graph from March 20, 2009 to present, showing counts of state inmates in local jails awaiting placement in state prison facilities – including those who have not yet been assigned to a diagnostic center, those whose transportation has been delayed for some reason, and those who are ready to be picked up. |
| **MSR-04** | Female state inmates in jail. Weekly graph from March 20, 2009 to present, showing counts of female state inmates awaiting placement in a state prison for females. |
| **MSR-05** | 52-week table: housed offenders. Data for each of the past 52 weeks, showing total prison inmates, parolees in revocation centers, probationers in RSAT/boot camp/detention centers, inmate jail backlog, probationers in jail waiting for facilities, with subtotals. |
| **MSR-06** | 52-week table: state prisoners. Data for each of the past 52 weeks, showing inmates in state prisons, transition centers, county prisons, pre-release centers, private prisons, and inmate boot camps, with subtotals. |
| **MSR-07** | 52-week table: waiting in jail. Data for each of the past 52 weeks, showing probationers waiting for detention centers, RSAT, and boot camp; and state prisoners not yet assigned to diagnostic centers, in admission process, with delayed transport, and ready for pickup, with subtotals. |

# Releases by clemency and maxout, Jan-2000 to Sep-2026

There are two main ways of being released from a Georgia prison -- by actions of the Board of Pardons and Paroles ("Clemencies") and by service of 100% of the court-ordered sentences ("Maxouts"). "Clemency" includes paroles, reprieves, commutations, and transfer to other confinement prior to expiration of sentence. "Other Releases" includes deaths, and sentences modified or overturned by the courts. Clemencies and maxouts may or may not be followed by periods of probation.

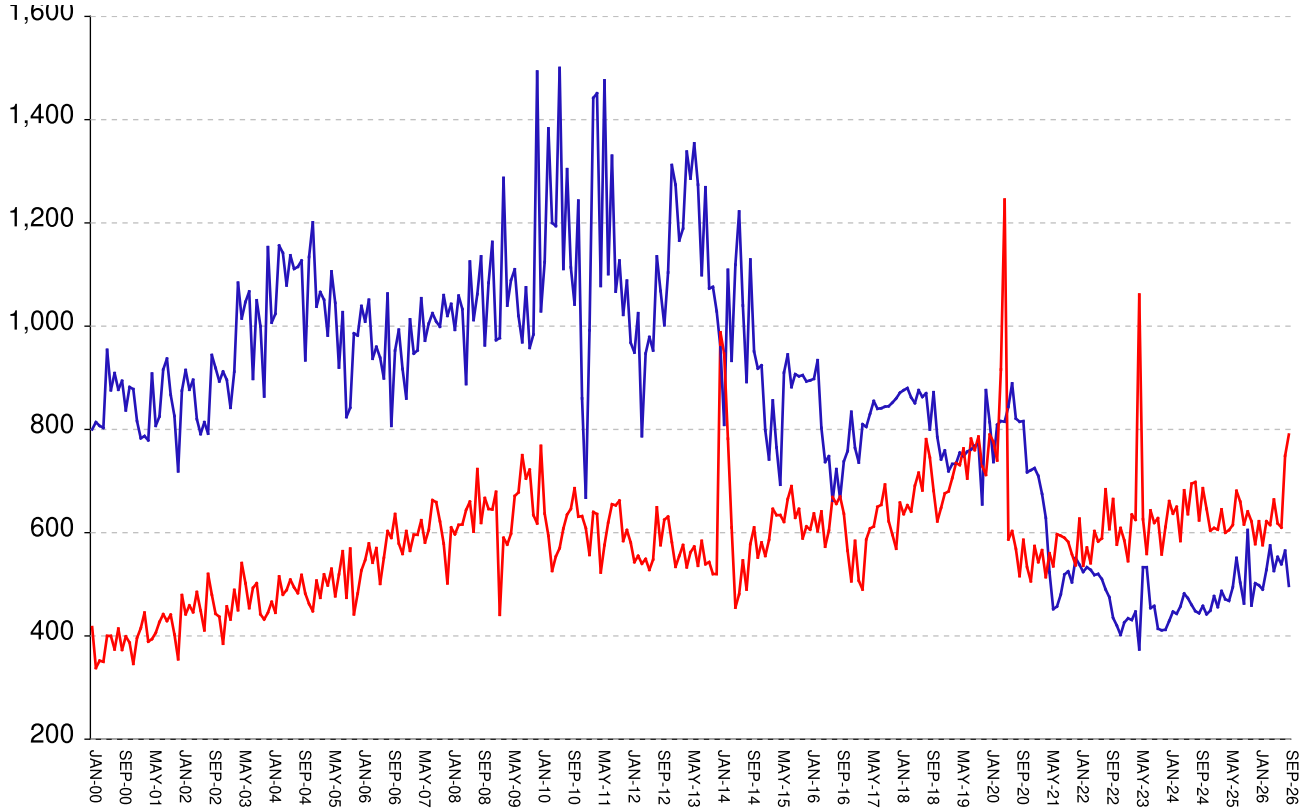


| | | | | | | |
|---|---|---|---|---|---|---|
| A. Clemency with probation to follow | falls by | 52 | from | 491 | to | 439 |
| B. Clemency only | falls by | 16 | from | 74 | to | 58 |
| C. Maxout with probation to follow | RISES BY | 43 | from | 667 | to | 710 |
| D. Maxout only (unsupervised) | falls by | 2 | from | 82 | to | 80 |
| E. Other releases | falls by | 9 | from | 23 | to | 14 |
| F. Total releases (A+B+C+D+E) | falls by | 36 | from | 1337 | to | 1301 |
| **G. Total clemencies (A+B) (top line)** | **falls by** | **68** | **from** | **565** | **to** | **497** |
| **H. Total maxouts (C+D) (bottom line)** | **RISES BY** | **41** | **from** | **749** | **to** | **790** |
| I. % of releases by clemency (G/F) | falls by | 4.06% | from | 42.26% | to | 38.2% |
| J. % of releases by maxout (H/F) | RISES BY | 4.7% | from | 56.02% | to | 60.72% |
| K. Supervised releases (A+B+C) | falls by | 25 | from | 1232 | to | 1207 |
| L. % unsupervised releases (D/F) | RISES BY | .02% | from | 6.13% | to | 6.15% |
| M. % supervised releases (K/F) | RISES BY | .62% | from | 92.15% | to | 92.77% |

# Monthly releases from prison by type of release, for the past 48 months

| | A | B | C | D | E | F | G | H | I | J |
|---|---|---|---|---|---|---|---|---|---|---|
| **Month** | **Clemency + Prob** | **Clemency Only** | **Maxout + Prob** | **Maxout Only** | **Other rels** | **Total Releases (A+B+C+D+E)** | **Total Clemency (A+B)** | **Total Maxout (C+D)** | **Percent Clemency (G/F)** | **Percent Maxout (H/F)** |
| Oct-22 | 373 | 62 | 603 | 62 | 23 | 1123 | 435 | 665 | 38.74% | 59.22% |
| Nov-22 | 367 | 53 | 519 | 58 | 19 | 1016 | 420 | 577 | 41.34% | 56.79% |
| Dec-22 | 342 | 60 | 546 | 63 | 28 | 1039 | 402 | 609 | 38.69% | 58.61% |
| Jan-23 | 375 | 51 | 524 | 61 | 23 | 1034 | 426 | 585 | 41.20% | 56.58% |
| Feb-23 | 386 | 48 | 491 | 54 | 17 | 996 | 434 | 545 | 43.57% | 54.72% |
| Mar-23 | 375 | 56 | 573 | 62 | 24 | 1090 | 431 | 635 | 39.54% | 58.26% |
| Apr-23 | 392 | 55 | 572 | 53 | 26 | 1098 | 447 | 625 | 40.71% | 56.92% |
| May-23 | 327 | 47 | 928 | 133 | 20 | 1455 | 374 | 1061 | 25.70% | 72.92% |
| Jun-23 | 460 | 73 | 567 | 59 | 19 | 1178 | 533 | 626 | 45.25% | 53.14% |
| Jul-23 | 460 | 73 | 509 | 50 | 25 | 1117 | 533 | 559 | 47.72% | 50.04% |
| Aug-23 | 400 | 54 | 588 | 55 | 22 | 1119 | 454 | 643 | 40.57% | 57.46% |
| Sep-23 | 402 | 56 | 574 | 45 | 10 | 1087 | 458 | 619 | 42.13% | 56.95% |
| Oct-23 | 361 | 53 | 576 | 52 | 31 | 1073 | 414 | 628 | 38.58% | 58.53% |
| Nov-23 | 354 | 57 | 490 | 68 | 19 | 988 | 411 | 558 | 41.60% | 56.48% |
| Dec-23 | 365 | 47 | 554 | 57 | 21 | 1044 | 412 | 611 | 39.46% | 58.52% |
| Jan-24 | 370 | 59 | 600 | 61 | 32 | 1122 | 429 | 661 | 38.24% | 58.91% |
| Feb-24 | 396 | 51 | 577 | 60 | 24 | 1108 | 447 | 637 | 40.34% | 57.49% |
| Mar-24 | 379 | 64 | 585 | 65 | 20 | 1113 | 443 | 650 | 39.80% | 58.40% |
| Apr-24 | 409 | 48 | 531 | 53 | 33 | 1074 | 457 | 584 | 42.55% | 54.38% |
| May-24 | 426 | 56 | 605 | 77 | 26 | 1190 | 482 | 682 | 40.50% | 57.31% |
| Jun-24 | 409 | 64 | 574 | 62 | 23 | 1132 | 473 | 636 | 41.78% | 56.18% |
| Jul-24 | 398 | 62 | 627 | 68 | 38 | 1193 | 460 | 695 | 38.56% | 58.26% |
| Aug-24 | 381 | 67 | 641 | 57 | 19 | 1165 | 448 | 698 | 38.45% | 59.91% |
| Sep-24 | 379 | 65 | 560 | 64 | 34 | 1102 | 444 | 624 | 40.29% | 56.62% |
| Oct-24 | 399 | 59 | 631 | 55 | 28 | 1172 | 458 | 686 | 39.08% | 58.53% |
| Nov-24 | 386 | 56 | 591 | 55 | 23 | 1111 | 442 | 646 | 39.78% | 58.15% |
| Dec-24 | 390 | 59 | 554 | 50 | 33 | 1086 | 449 | 604 | 41.34% | 55.62% |
| Jan-25 | 415 | 62 | 559 | 50 | 30 | 1116 | 477 | 609 | 42.74% | 54.57% |
| Feb-25 | 397 | 59 | 546 | 60 | 17 | 1079 | 456 | 606 | 42.26% | 56.16% |
| Mar-25 | 427 | 60 | 591 | 54 | 23 | 1155 | 487 | 645 | 42.16% | 55.84% |
| Apr-25 | 406 | 65 | 554 | 46 | 18 | 1089 | 471 | 600 | 43.25% | 55.10% |
| May-25 | 423 | 45 | 550 | 55 | 26 | 1099 | 468 | 605 | 42.58% | 55.05% |
| Jun-25 | 433 | 61 | 578 | 37 | 36 | 1145 | 494 | 615 | 43.14% | 53.71% |
| Jul-25 | 492 | 59 | 620 | 61 | 33 | 1265 | 551 | 681 | 43.56% | 53.83% |
| Aug-25 | 430 | 73 | 602 | 58 | 16 | 1179 | 503 | 660 | 42.66% | 55.98% |
| Sep-25 | 406 | 57 | 575 | 41 | 26 | 1105 | 463 | 616 | 41.90% | 55.75% |
| Oct-25 | 521 | 84 | 591 | 50 | 26 | 1272 | 605 | 641 | 47.56% | 50.39% |
| Nov-25 | 405 | 54 | 583 | 39 | 22 | 1103 | 459 | 622 | 41.61% | 56.39% |
| Dec-25 | 443 | 59 | 519 | 59 | 28 | 1108 | 502 | 578 | 45.31% | 52.17% |
| Jan-26 | 426 | 72 | 568 | 54 | 35 | 1155 | 498 | 622 | 43.12% | 53.85% |
| Feb-26 | 429 | 61 | 518 | 58 | 27 | 1093 | 490 | 576 | 44.83% | 52.70% |
| Mar-26 | 447 | 81 | 572 | 50 | 28 | 1178 | 528 | 622 | 44.82% | 52.80% |
| Apr-26 | 501 | 74 | 561 | 54 | 19 | 1209 | 575 | 615 | 47.56% | 50.87% |
| May-26 | 460 | 66 | 612 | 52 | 27 | 1217 | 526 | 664 | 43.22% | 54.56% |
| Jun-26 | 489 | 64 | 568 | 50 | 22 | 1193 | 553 | 618 | 46.35% | 51.80% |
| Jul-26 | 471 | 68 | 546 | 64 | 35 | 1184 | 539 | 610 | 45.52% | 51.52% |
| Aug-26 | 491 | 74 | 667 | 82 | 23 | 1337 | 565 | 749 | 42.26% | 56.02% |
| Sep-26 | 439 | 58 | 710 | 80 | 14 | 1301 | 497 | 790 | 38.20% | 60.72% |

# Inmates with meth crimes, by month, Jan-2000 to Sep-2026

Methamphetamine is one of the most addictive drugs ever known. At first it induces intense euphoria, but with continued use causes severe depression and physical deterioration, including the dental catastrophe known as "meth mouth". Georgia's meth epidemic began in the early 2000s and has seen continued growth over the last 2 decades, with continued expansion beyond the originally predominate use by northern county white males.

## Admissions

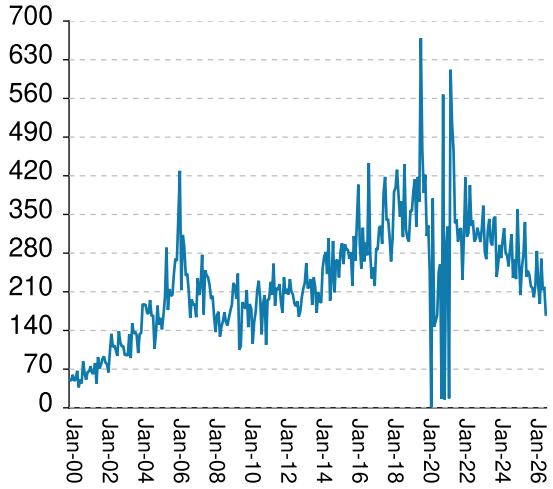


## Releases

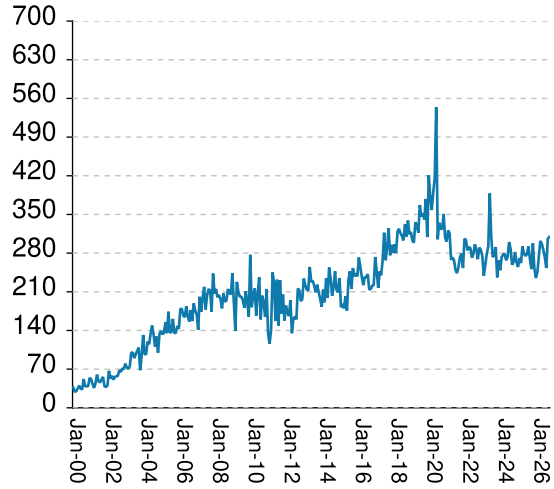


## Population x1000

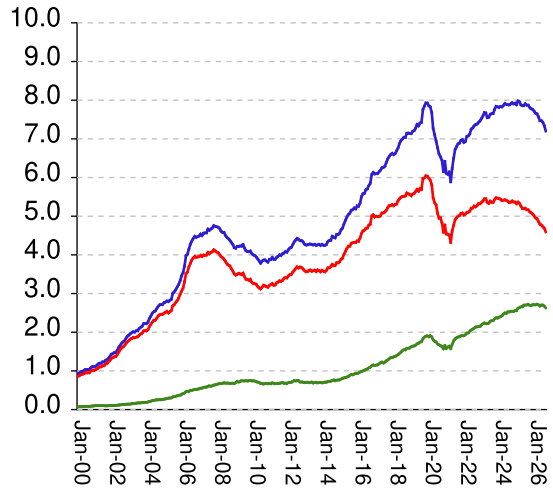


## Percent Non-White

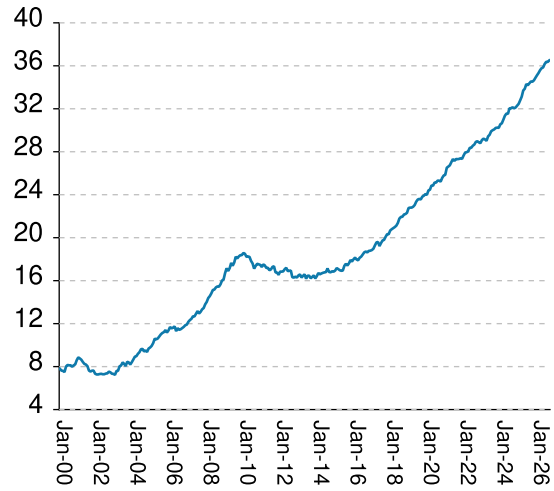


| | | | | | | |
|---|---|---|---|---|---|---|
| Methamphetamine admissions | falls by | 50 | from | 219 | to | 169 |
| Methamphetamine releases | RISES BY | 3 | from | 306 | to | 309 |
| **Methamphetamine population** | **falls by** | **140** | **from** | **7340** | **to** | **7200** |
| **Meth white population** | **falls by** | **95** | **from** | **4687** | **to** | **4592** |
| **Meth non-white population** | **falls by** | **41** | **from** | **2669** | **to** | **2628** |
| Percent meth inmates who are non-white | RISES BY | .14% | from | 36.36% | to | 36.5% |

# Non-violent first-incarcerants, by month, Jan-2000 to Sep-2026

Historically, about one in six Georgia prison inmates has been a first-time incarcerant with a non-violent crime. In 2012 Georgia passed HB1176, which aimed to curb the growth of prison population by steering the least dangerous, least hardened offenders away from prison through pre-trial intervention, diversion, drug courts and treatment programs.and raising the dollar thresholds that define property felonies. The expectation is that over time, these measures will reduce the percentage of first-time non-violent incarcerants in prison.

## Admissions

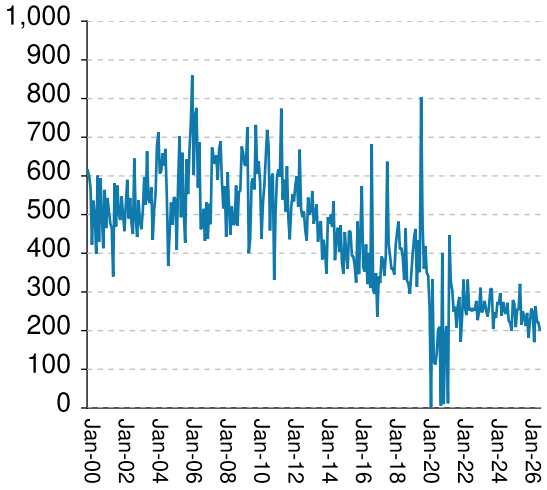


## Releases

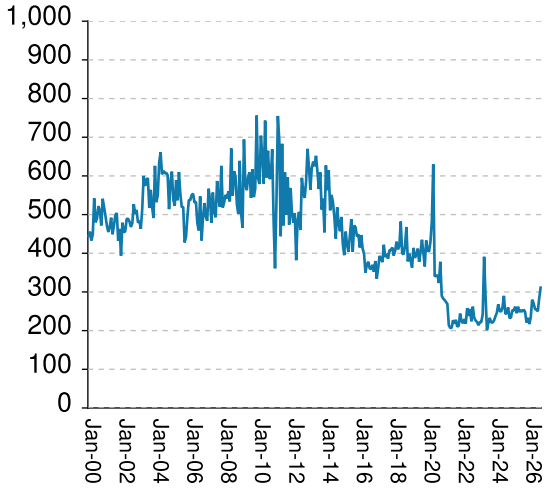


## Population x1000

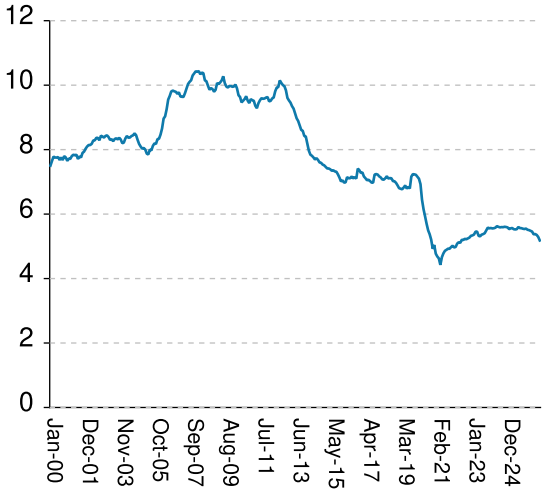


## % Total Population

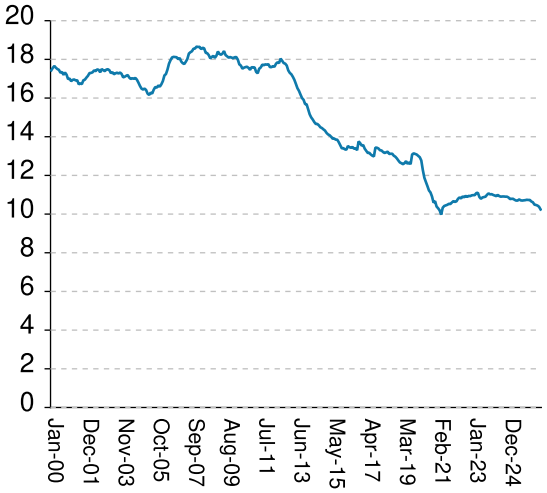


| | | | | | | |
|---|---|---|---|---|---|---|
| Non-viol/1st-Incar admissions | falls by | 19 | from | 221 | to | 202 |
| Non-viol/1st-Incar releases | RISES BY | 27 | from | 284 | to | 311 |
| Non-viol/1st-Incar population | falls by | 109 | from | 5291 | to | 5182 |
| Non-viol/1st-Incar % of total population | falls by | .14% | from | 10.38% | to | 10.24% |

# 'Seven Deadly Sin', by month, Jan-2000 to Sep-2026

Tough legislation in 1995 imposed mandatory ten-year minimum terms for kidnapping, armed robbery, rape, aggravated sodomy, aggravated sexual battery, and aggravated child molestation, and a minimum of 25 years for murder. A second conviction resulted in life without parole. As predicted, longer prison terms caused population to climb steeply for about a decade. It then began to level off, as releases started catching up with admissions. The 2008 dip in percentage of total population (bottom right) was caused by the surge of methamphetamine convictions (Page MO-03). Note: these graphs include inmates convicted before 1995.

## Admissions

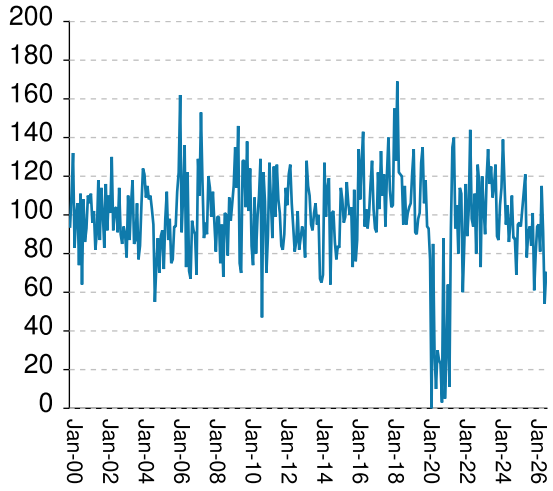


## Releases

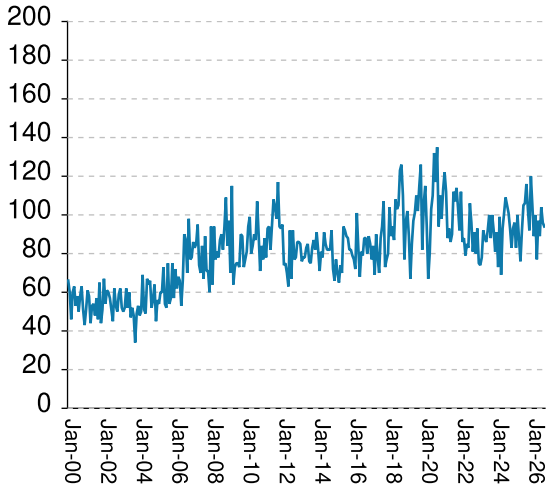


## Population x1000

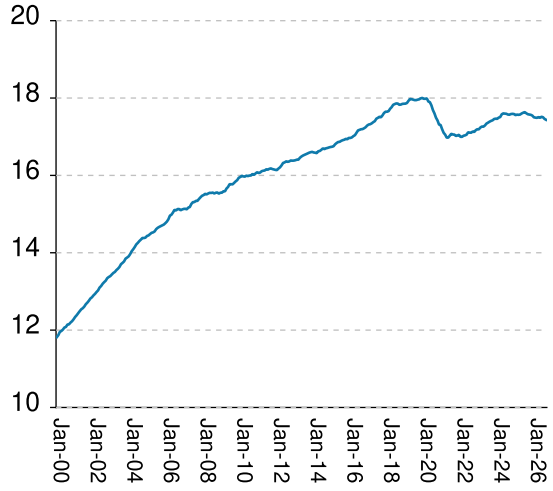


## % Total Population

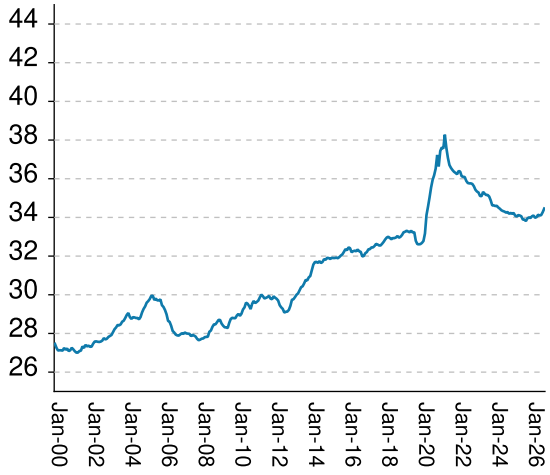


| | | | | | | |
|---|---|---|---|---|---|---|
| "Seven Deadly Sin" admissions | RISES BY | 16 | from | 54 | to | 70 |
| "Seven Deadly Sin" releases | falls by | 2 | from | 96 | to | 94 |
| "Seven Deadly Sin" population | falls by | 24 | from | 17461 | to | 17437 |
| "Seven Deadly Sin" % of total population | RISES BY | .19% | from | 34.27% | to | 34.46% |

# Inmate subpopulation counts and percentages, for the past 48 months

| Month | Methamphetamine | | | | | | 1st Incar Non-Violent | | Seven Deadly Sins | |
|---|---|---|---|---|---|---|---|---|---|---|
| | Total Number | Total Percent | White Number | White Percent | Non White Number | Non White Percent | Number | Percent | Number | Percent |
| Oct-22 | 7384 | 15.41% | 5276 | 71.45% | 2140 | 28.98% | 5245 | 10.94% | 17123 | 35.73% |
| Nov-22 | 7424 | 15.40% | 5325 | 71.73% | 2143 | 28.87% | 5271 | 10.93% | 17169 | 35.61% |
| Dec-22 | 7464 | 15.38% | 5321 | 71.29% | 2150 | 28.80% | 5326 | 10.97% | 17193 | 35.43% |
| Jan-23 | 7525 | 15.47% | 5357 | 71.19% | 2189 | 29.09% | 5339 | 10.98% | 17191 | 35.34% |
| Feb-23 | 7591 | 15.54% | 5394 | 71.06% | 2218 | 29.22% | 5365 | 10.98% | 17237 | 35.29% |
| Mar-23 | 7678 | 15.62% | 5448 | 70.96% | 2237 | 29.14% | 5454 | 11.09% | 17262 | 35.11% |
| Apr-23 | 7668 | 15.60% | 5450 | 71.07% | 2225 | 29.02% | 5459 | 11.10% | 17260 | 35.10% |
| May-23 | 7549 | 15.42% | 5359 | 70.99% | 2222 | 29.43% | 5325 | 10.88% | 17291 | 35.32% |
| Jun-23 | 7560 | 15.36% | 5331 | 70.52% | 2236 | 29.58% | 5311 | 10.79% | 17339 | 35.23% |
| Jul-23 | 7629 | 15.45% | 5390 | 70.65% | 2281 | 29.90% | 5363 | 10.86% | 17363 | 35.16% |
| Aug-23 | 7653 | 15.47% | 5362 | 70.06% | 2297 | 30.01% | 5379 | 10.88% | 17388 | 35.16% |
| Sep-23 | 7656 | 15.43% | 5358 | 69.98% | 2303 | 30.08% | 5407 | 10.90% | 17409 | 35.08% |
| Oct-23 | 7762 | 15.54% | 5431 | 69.97% | 2346 | 30.22% | 5493 | 11.00% | 17424 | 34.88% |
| Nov-23 | 7841 | 15.55% | 5475 | 69.83% | 2371 | 30.24% | 5580 | 11.07% | 17458 | 34.62% |
| Dec-23 | 7829 | 15.52% | 5467 | 69.83% | 2367 | 30.23% | 5558 | 11.02% | 17466 | 34.62% |
| Jan-24 | 7816 | 15.48% | 5456 | 69.81% | 2388 | 30.55% | 5568 | 11.03% | 17462 | 34.59% |
| Feb-24 | 7834 | 15.49% | 5437 | 69.40% | 2401 | 30.65% | 5555 | 10.99% | 17494 | 34.60% |
| Mar-24 | 7826 | 15.43% | 5405 | 69.06% | 2425 | 30.99% | 5561 | 10.96% | 17509 | 34.51% |
| Apr-24 | 7862 | 15.41% | 5413 | 68.85% | 2465 | 31.35% | 5578 | 10.93% | 17579 | 34.45% |
| May-24 | 7914 | 15.45% | 5421 | 68.50% | 2497 | 31.55% | 5626 | 10.99% | 17603 | 34.37% |
| Jun-24 | 7894 | 15.40% | 5409 | 68.52% | 2489 | 31.53% | 5604 | 10.93% | 17597 | 34.33% |
| Jul-24 | 7882 | 15.37% | 5385 | 68.32% | 2525 | 32.04% | 5588 | 10.90% | 17593 | 34.30% |
| Aug-24 | 7879 | 15.36% | 5357 | 67.99% | 2525 | 32.05% | 5596 | 10.91% | 17574 | 34.25% |
| Sep-24 | 7903 | 15.42% | 5365 | 67.89% | 2540 | 32.14% | 5594 | 10.91% | 17569 | 34.28% |
| Oct-24 | 7935 | 15.43% | 5394 | 67.98% | 2542 | 32.04% | 5606 | 10.90% | 17586 | 34.19% |
| Nov-24 | 7907 | 15.39% | 5368 | 67.89% | 2540 | 32.12% | 5599 | 10.90% | 17591 | 34.23% |
| Dec-24 | 7921 | 15.40% | 5364 | 67.72% | 2558 | 32.29% | 5585 | 10.86% | 17586 | 34.19% |
| Jan-25 | 7883 | 15.37% | 5325 | 67.55% | 2559 | 32.46% | 5532 | 10.78% | 17559 | 34.23% |
| Feb-25 | 7980 | 15.48% | 5364 | 67.22% | 2617 | 32.79% | 5559 | 10.79% | 17571 | 34.09% |
| Mar-25 | 7956 | 15.42% | 5332 | 67.02% | 2636 | 33.13% | 5567 | 10.79% | 17567 | 34.05% |
| Apr-25 | 7881 | 15.30% | 5261 | 66.76% | 2656 | 33.70% | 5531 | 10.74% | 17573 | 34.12% |
| May-25 | 7861 | 15.23% | 5200 | 66.15% | 2662 | 33.86% | 5524 | 10.70% | 17600 | 34.10% |
| Jun-25 | 7862 | 15.20% | 5196 | 66.09% | 2697 | 34.30% | 5532 | 10.70% | 17620 | 34.06% |
| Jul-25 | 7906 | 15.19% | 5204 | 65.82% | 2703 | 34.19% | 5600 | 10.76% | 17636 | 33.89% |
| Aug-25 | 7873 | 15.15% | 5168 | 65.64% | 2706 | 34.37% | 5566 | 10.71% | 17608 | 33.89% |
| Sep-25 | 7870 | 15.13% | 5163 | 65.60% | 2718 | 34.54% | 5562 | 10.70% | 17583 | 33.81% |
| Oct-25 | 7812 | 15.09% | 5116 | 65.49% | 2697 | 34.52% | 5546 | 10.71% | 17574 | 33.95% |
| Nov-25 | 7780 | 15.06% | 5088 | 65.40% | 2696 | 34.65% | 5537 | 10.72% | 17566 | 34.00% |
| Dec-25 | 7762 | 15.02% | 5056 | 65.14% | 2708 | 34.89% | 5550 | 10.74% | 17547 | 33.97% |
| Jan-26 | 7717 | 15.02% | 5008 | 64.90% | 2710 | 35.12% | 5514 | 10.73% | 17503 | 34.06% |
| Feb-26 | 7664 | 14.94% | 4957 | 64.68% | 2708 | 35.33% | 5503 | 10.73% | 17494 | 34.10% |
| Mar-26 | 7646 | 14.86% | 4932 | 64.50% | 2721 | 35.59% | 5480 | 10.65% | 17488 | 33.98% |
| Apr-26 | 7568 | 14.71% | 4861 | 64.23% | 2708 | 35.78% | 5458 | 10.61% | 17506 | 34.02% |
| May-26 | 7470 | 14.58% | 4795 | 64.19% | 2678 | 35.85% | 5372 | 10.49% | 17490 | 34.14% |
| Jun-26 | 7467 | 14.53% | 4770 | 63.88% | 2701 | 36.17% | 5381 | 10.47% | 17516 | 34.10% |
| Jul-26 | 7427 | 14.48% | 4727 | 63.65% | 2701 | 36.37% | 5354 | 10.44% | 17503 | 34.12% |
| Aug-26 | 7340 | 14.41% | 4687 | 63.86% | 2669 | 36.36% | 5291 | 10.38% | 17461 | 34.27% |
| Sep-26 | 7200 | 14.23% | 4592 | 63.78% | 2628 | 36.50% | 5182 | 10.24% | 17437 | 34.46% |

# Overview of inmate age statistics, Jan-2000 to Sep-2026

The "aging inmate population" is a concern in correctional systems throughout America, including Georgia. Here, the increase in inmate age is the result of several factors. Teenagers have been steered away from prison by increased usage of probation and other alternatives, at least for their first convictions. And there has been a surge of middle-aged male sex offenders due to the expanding "It's OK to tell" ethos. But most importantly, more severe sentence lengths and release policies have greatly increased the length of time that most offenders -- especially violent ones -- spend in prison, thereby increasing their average age.

## Average age since 2000

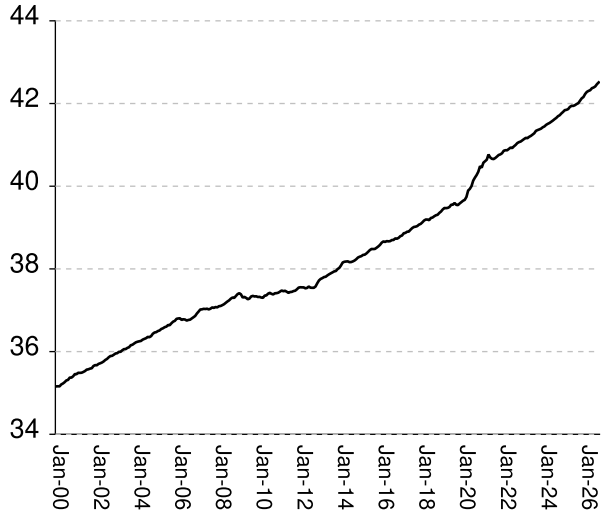


## Current Age

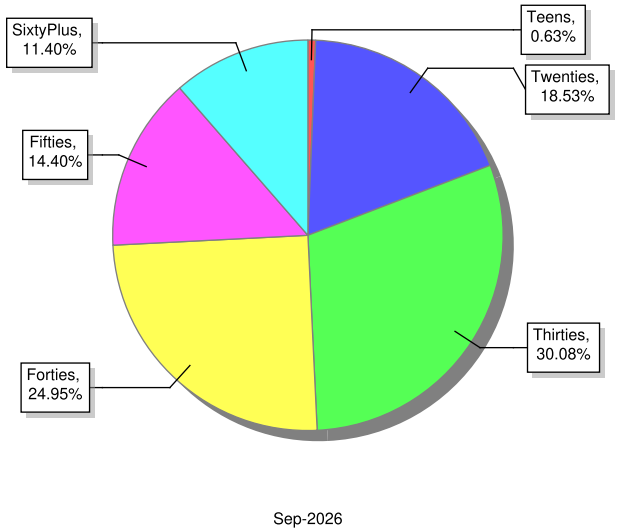


| | | | | | | |
|---|---|---|---|---|---|---|
| Average age of active inmates | RISES BY | .04 | from | 42.47 | to | 42.51 |
| Number in their teens | falls by | 11 | from | 333 | to | 322 |
| Percentage in their teens | falls by | .01% | from | .65% | to | .64% |
| Number in their twenties | falls by | 89 | from | 9,490 | to | 9,401 |
| Percentage in their twenties | falls by | .05% | from | 18.63% | to | 18.58% |
| Number in their thirties | falls by | 136 | from | 15,393 | to | 15,257 |
| Percentage in their thirties | falls by | .06% | from | 30.21% | to | 30.15% |
| Number in their forties | falls by | 56 | from | 12,712 | to | 12,656 |
| Percentage in their forties | RISES BY | .06% | from | 24.95% | to | 25.01% |
| Number in their fifties | falls by | 15 | from | 7,321 | to | 7,306 |
| Percentage in their fifties | RISES BY | .07% | from | 14.37% | to | 14.44% |
| Number age sixty and up | falls by | 6 | from | 5,791 | to | 5,785 |
| Percentage age sixty and up | RISES BY | .06% | from | 11.37% | to | 11.43% |

# Monthly counts of inmates by age group, Jan-2000 to Sep-2026

Y-axis of Twenties/Thirties/Forties/Fifties runs from 0 to 21,000. Y-axis of Teens/Sixty+ runs from 0 to 3,000.

## Teens x 1000

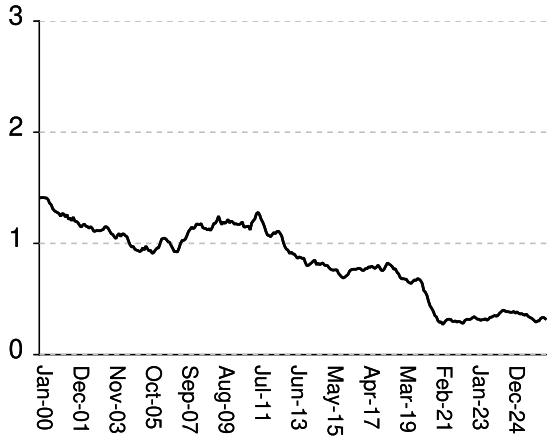


## Twenties x 1000

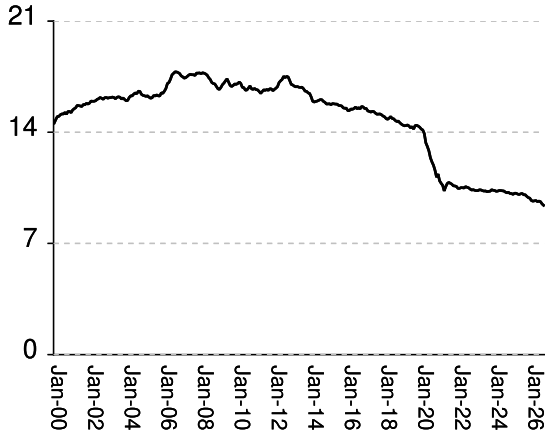


## Thirties x 1000

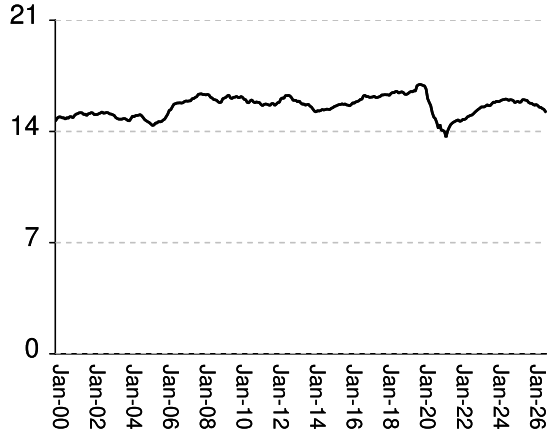


## Forties x 1000

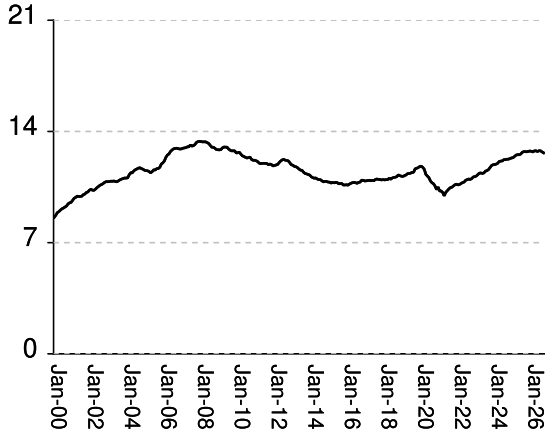


## Fifties x 1000

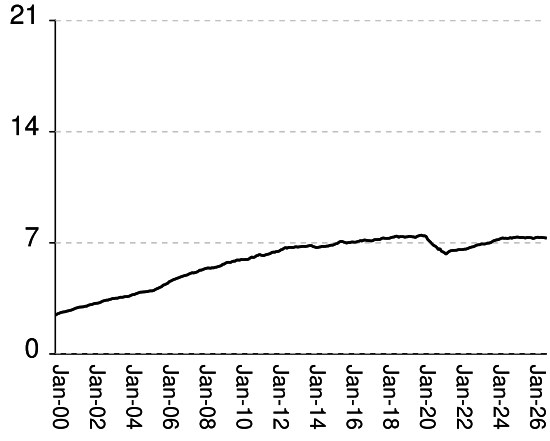


## Sixty & Up x 1000

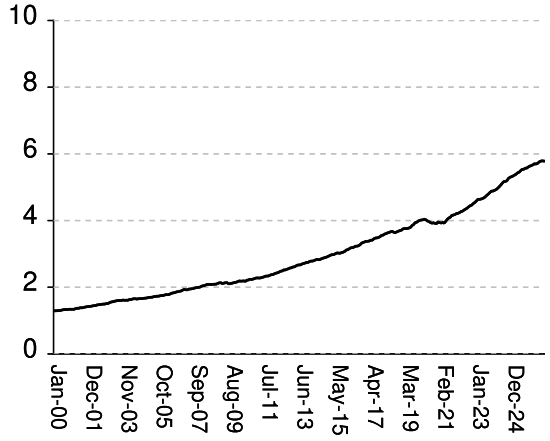

# Monthly percentages of inmates by age group, Jan-2000 to Sep-2026

Y-axis of Twenties/Thirties/Forties/Fifties runs from 0% to 40%. Y-axis of Teens/Sixty+ runs from 0% to 8%

## Teens (%)

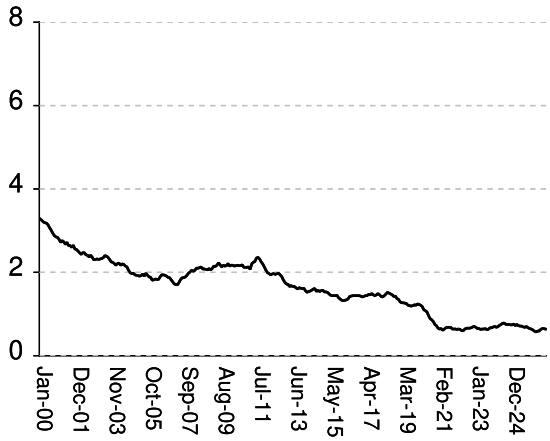


## Twenties (%)

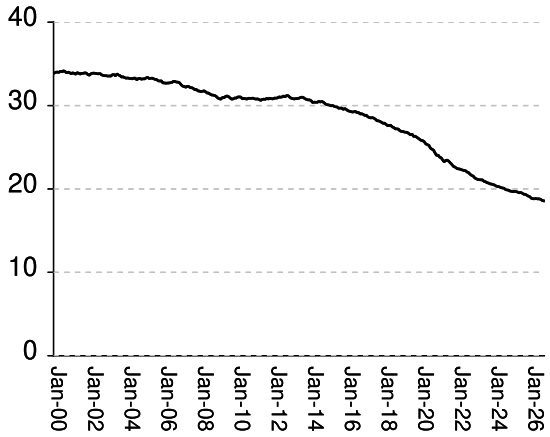


## Thirties (%)

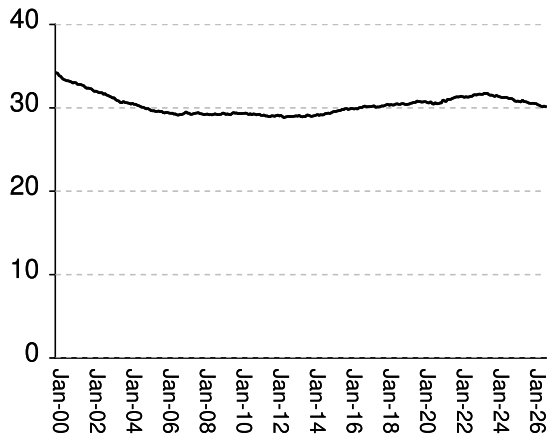


## Forties (%)

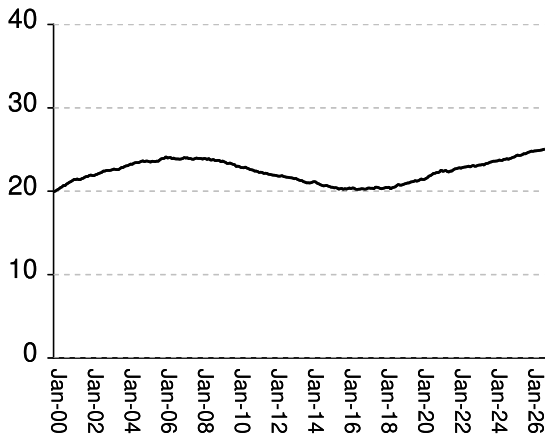


## Fifties (%)

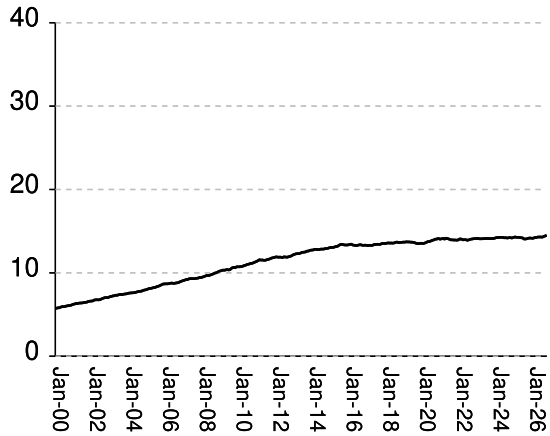


## Sixty & Up (%)

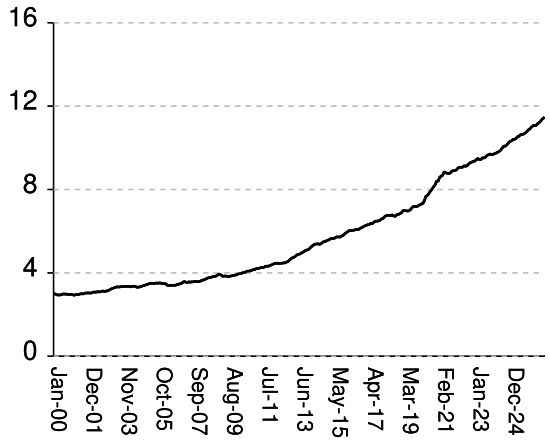

# Inmate counts & percentages by age, for past 48 months

| | | Teens | | Twenties | | Thirties | | Forties | | Fifties | | Sixty & Up | |
|---|---|---|---|---|---|---|---|---|---|---|---|---|---|
| Month | Avg Age | Number | Percent | Number | Percent | Number | Percent | Number | Percent | Number | Percent | Number | Percent |
| Oct-22 | 41.07 | 322 | 0.67% | 10362 | 21.62% | 15122 | 31.55% | 11031 | 23.02% | 6754 | 14.09% | 4463 | 9.31% |
| Nov-22 | 41.08 | 334 | 0.69% | 10385 | 21.54% | 15223 | 31.57% | 11133 | 23.09% | 6801 | 14.11% | 4509 | 9.35% |
| Dec-22 | 41.11 | 341 | 0.70% | 10345 | 21.32% | 15307 | 31.54% | 11155 | 22.99% | 6853 | 14.12% | 4542 | 9.36% |
| Jan-23 | 41.14 | 329 | 0.68% | 10323 | 21.22% | 15387 | 31.63% | 11194 | 23.01% | 6872 | 14.13% | 4585 | 9.43% |
| Feb-23 | 41.17 | 318 | 0.65% | 10325 | 21.14% | 15455 | 31.64% | 11286 | 23.11% | 6876 | 14.08% | 4636 | 9.49% |
| Mar-23 | 41.16 | 318 | 0.65% | 10378 | 21.11% | 15544 | 31.62% | 11375 | 23.14% | 6926 | 14.09% | 4636 | 9.43% |
| Apr-23 | 41.19 | 308 | 0.63% | 10371 | 21.09% | 15545 | 31.62% | 11384 | 23.15% | 6930 | 14.09% | 4643 | 9.44% |
| May-23 | 41.22 | 314 | 0.64% | 10325 | 21.09% | 15545 | 31.75% | 11359 | 23.20% | 6920 | 14.13% | 4659 | 9.52% |
| Jun-23 | 41.25 | 315 | 0.64% | 10298 | 20.92% | 15609 | 31.71% | 11390 | 23.14% | 6938 | 14.10% | 4682 | 9.51% |
| Jul-23 | 41.28 | 322 | 0.65% | 10307 | 20.87% | 15679 | 31.75% | 11502 | 23.29% | 6978 | 14.13% | 4717 | 9.55% |
| Aug-23 | 41.34 | 309 | 0.62% | 10262 | 20.75% | 15619 | 31.58% | 11537 | 23.33% | 6979 | 14.11% | 4763 | 9.63% |
| Sep-23 | 41.36 | 319 | 0.64% | 10277 | 20.71% | 15637 | 31.51% | 11601 | 23.38% | 7004 | 14.11% | 4799 | 9.67% |
| Oct-23 | 41.37 | 336 | 0.67% | 10289 | 20.60% | 15749 | 31.53% | 11728 | 23.48% | 7054 | 14.12% | 4847 | 9.70% |
| Nov-23 | 41.39 | 337 | 0.67% | 10383 | 20.59% | 15849 | 31.43% | 11859 | 23.52% | 7120 | 14.12% | 4883 | 9.68% |
| Dec-23 | 41.43 | 346 | 0.69% | 10349 | 20.51% | 15828 | 31.37% | 11905 | 23.60% | 7151 | 14.17% | 4886 | 9.68% |
| Jan-24 | 41.45 | 351 | 0.70% | 10333 | 20.47% | 15903 | 31.50% | 11916 | 23.60% | 7182 | 14.23% | 4907 | 9.72% |
| Feb-24 | 41.48 | 345 | 0.68% | 10283 | 20.34% | 15874 | 31.39% | 11946 | 23.62% | 7194 | 14.23% | 4932 | 9.75% |
| Mar-24 | 41.51 | 354 | 0.70% | 10297 | 20.30% | 15895 | 31.33% | 11995 | 23.64% | 7232 | 14.26% | 4969 | 9.79% |
| Apr-24 | 41.53 | 372 | 0.73% | 10336 | 20.26% | 15955 | 31.27% | 12112 | 23.74% | 7274 | 14.26% | 5015 | 9.83% |
| May-24 | 41.56 | 385 | 0.75% | 10331 | 20.17% | 15996 | 31.24% | 12135 | 23.70% | 7304 | 14.26% | 5066 | 9.89% |
| Jun-24 | 41.59 | 399 | 0.78% | 10316 | 20.12% | 16012 | 31.24% | 12143 | 23.69% | 7279 | 14.20% | 5121 | 9.99% |
| Jul-24 | 41.62 | 398 | 0.78% | 10304 | 20.09% | 16040 | 31.27% | 12222 | 23.83% | 7291 | 14.22% | 5168 | 10.08% |
| Aug-24 | 41.65 | 386 | 0.75% | 10235 | 19.95% | 16020 | 31.22% | 12227 | 23.83% | 7273 | 14.18% | 5172 | 10.08% |
| Sep-24 | 41.69 | 386 | 0.75% | 10189 | 19.88% | 15954 | 31.13% | 12251 | 23.90% | 7285 | 14.21% | 5195 | 10.14% |
| Oct-24 | 41.72 | 384 | 0.75% | 10218 | 19.86% | 16003 | 31.11% | 12256 | 23.83% | 7322 | 14.23% | 5262 | 10.23% |
| Nov-24 | 41.76 | 380 | 0.74% | 10151 | 19.75% | 15987 | 31.11% | 12289 | 23.91% | 7288 | 14.18% | 5298 | 10.31% |
| Dec-24 | 41.8 | 381 | 0.74% | 10142 | 19.72% | 15945 | 31.00% | 12333 | 23.98% | 7324 | 14.24% | 5315 | 10.33% |
| Jan-25 | 41.84 | 388 | 0.76% | 10089 | 19.67% | 15811 | 30.82% | 12347 | 24.07% | 7334 | 14.30% | 5335 | 10.40% |
| Feb-25 | 41.85 | 372 | 0.72% | 10160 | 19.71% | 15866 | 30.78% | 12427 | 24.11% | 7356 | 14.27% | 5364 | 10.41% |
| Mar-25 | 41.87 | 385 | 0.75% | 10161 | 19.69% | 15895 | 30.81% | 12512 | 24.25% | 7359 | 14.26% | 5390 | 10.45% |
| Apr-25 | 41.92 | 372 | 0.72% | 10110 | 19.63% | 15837 | 30.75% | 12538 | 24.34% | 7338 | 14.25% | 5430 | 10.54% |
| May-25 | 41.94 | 365 | 0.71% | 10083 | 19.54% | 15850 | 30.71% | 12532 | 24.28% | 7332 | 14.21% | 5451 | 10.56% |
| Jun-25 | 41.94 | 369 | 0.71% | 10123 | 19.57% | 16000 | 30.93% | 12574 | 24.31% | 7345 | 14.20% | 5496 | 10.63% |
| Jul-25 | 41.96 | 359 | 0.69% | 10148 | 19.50% | 16000 | 30.74% | 12682 | 24.37% | 7320 | 14.06% | 5537 | 10.64% |
| Aug-25 | 41.99 | 355 | 0.68% | 10065 | 19.37% | 15971 | 30.74% | 12730 | 24.50% | 7303 | 14.06% | 5537 | 10.66% |
| Sep-25 | 42.01 | 364 | 0.70% | 10067 | 19.36% | 15956 | 30.68% | 12729 | 24.48% | 7335 | 14.10% | 5570 | 10.71% |
| Oct-25 | 42.07 | 345 | 0.67% | 9966 | 19.25% | 15829 | 30.58% | 12720 | 24.57% | 7332 | 14.16% | 5573 | 10.77% |
| Nov-25 | 42.13 | 336 | 0.65% | 9889 | 19.14% | 15775 | 30.54% | 12743 | 24.67% | 7326 | 14.18% | 5608 | 10.86% |
| Dec-25 | 42.16 | 329 | 0.64% | 9850 | 19.07% | 15772 | 30.53% | 12770 | 24.72% | 7309 | 14.15% | 5632 | 10.90% |
| Jan-26 | 42.23 | 319 | 0.62% | 9702 | 18.88% | 15697 | 30.55% | 12747 | 24.81% | 7268 | 14.15% | 5648 | 10.99% |
| Feb-26 | 42.28 | 305 | 0.59% | 9661 | 18.83% | 15653 | 30.51% | 12710 | 24.78% | 7300 | 14.23% | 5671 | 11.05% |
| Mar-26 | 42.3 | 292 | 0.57% | 9684 | 18.82% | 15696 | 30.50% | 12778 | 24.83% | 7336 | 14.25% | 5703 | 11.08% |
| Apr-26 | 42.32 | 302 | 0.59% | 9699 | 18.85% | 15629 | 30.37% | 12782 | 24.84% | 7354 | 14.29% | 5696 | 11.07% |
| May-26 | 42.37 | 303 | 0.59% | 9635 | 18.81% | 15528 | 30.31% | 12737 | 24.86% | 7323 | 14.30% | 5712 | 11.15% |
| Jun-26 | 42.39 | 325 | 0.63% | 9665 | 18.81% | 15516 | 30.20% | 12787 | 24.89% | 7344 | 14.30% | 5754 | 11.20% |
| Jul-26 | 42.41 | 333 | 0.65% | 9629 | 18.77% | 15443 | 30.11% | 12781 | 24.92% | 7326 | 14.28% | 5780 | 11.27% |
| Aug-26 | 42.47 | 333 | 0.65% | 9490 | 18.63% | 15393 | 30.21% | 12712 | 24.95% | 7321 | 14.37% | 5791 | 11.37% |
| Sep-26 | 42.51 | 322 | 0.64% | 9401 | 18.58% | 15257 | 30.15% | 12656 | 25.01% | 7306 | 14.44% | 5785 | 11.43% |

# All housed offenders under GDC jurisdiction

March 20, 2009 through October 16, 2026

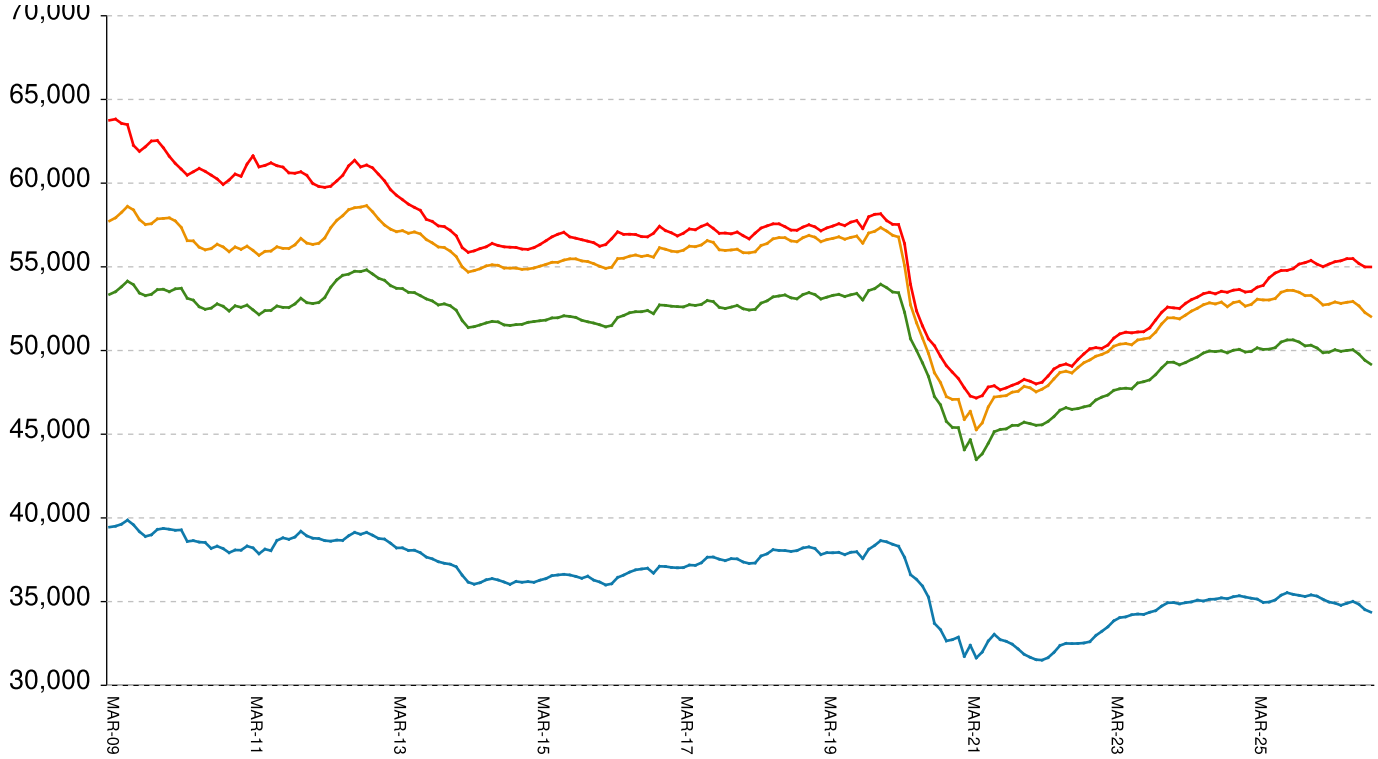


| | | | | | | |
|---|---|---|---|---|---|---|
| **All in bed + probs in jail + backlog** | **falls by** | **51** | **from** | **54,996** | **to** | **54,945** |
| Probationers in jail | ... | ... | ... | 11 | at | 11 |
| Inmate jail backlog | RISES BY | 77 | from | 2,940 | to | 3,017 |
| **All in beds: inmate + Prob + parole** | **falls by** | **128** | **from** | **52,045** | **to** | **51,917** |
| Total probationers in beds | falls by | 5 | from | 2,854 | to | 2,849 |
| Probation detention centers | falls by | 2 | from | 1,422 | to | 1,420 |
| Probation boot camps | falls by | ... | from | | to | |
| Probation RSAT | falls by | 3 | from | 1,432 | to | 1,429 |
| Parole revocation centers | falls by | ... | from | | to | |
| **All in inmate beds: state + other** | **falls by** | **123** | **from** | **49,191** | **to** | **49,068** |
| Other inmate facilities: | falls by | 11 | from | 14,795 | to | 14,784 |
| Inmate boot camps | ... | ... | ... | 0 | at | 0 |
| Private prisons | RISES BY | 19 | from | 8,215 | to | 8,234 |
| County prisons | falls by | 29 | from | 3,867 | to | 3,838 |
| Transitional centers | falls by | 1 | from | 2,713 | to | 2,712 |
| **In state prisons only** | **falls by** | **112** | **from** | **34,396** | **to** | **34,284** |

# Probationers in jail awaiting placement in facilities

March 20, 2009 through October 16, 2026

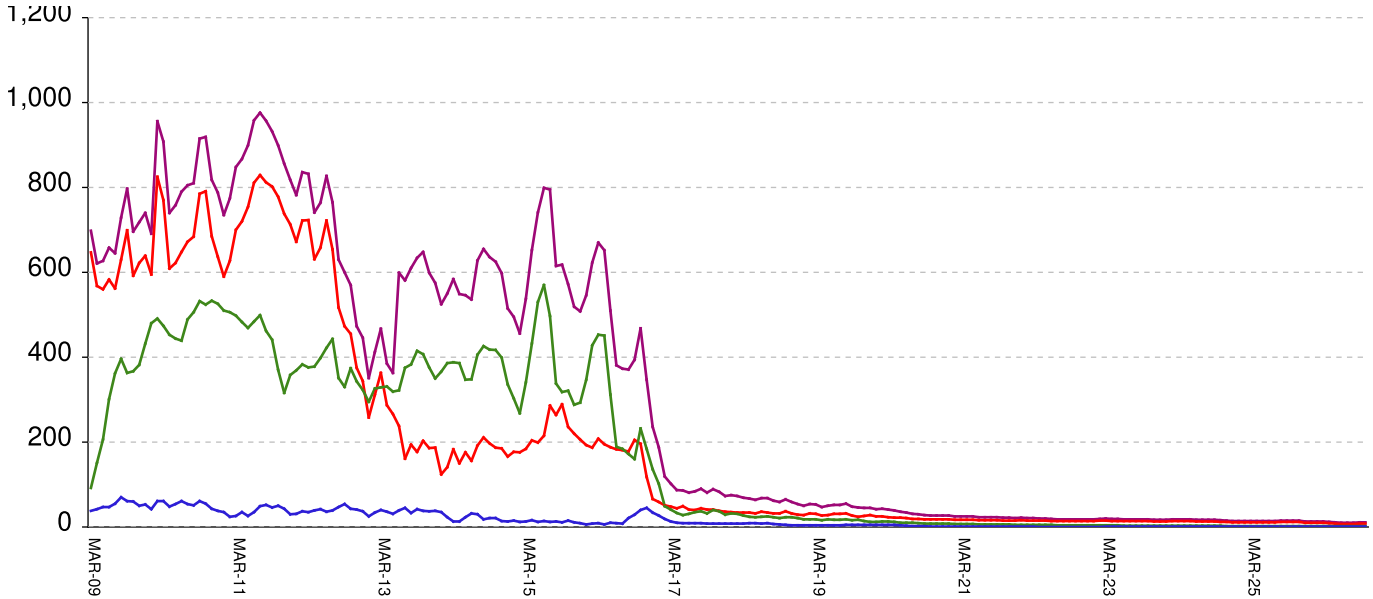


This graph shows, for each Friday since March 20 2009, the number of sentenced felony probationers who were waiting in jail for placement in facilities that GDC operates for housing probationers -- detention centers, probation residential substance abuse treatment (RSAT) centers, and probation boot camps. Counts include both those offenders sentenced directly from court, and those whose street probation was revoked.

| | | | | | | |
|---|---|---|---|---|---|---|
| **Total probationers waiting in jail** | **...** | **...** | **...** | **level** | **at** | **11** |
| **...waiting for detention centers** | **...** | **...** | **...** | **level** | **at** | **8** |
| **...waiting for probation RSAT** | **...** | **...** | **...** | **level** | **at** | **2** |
| **...waiting for probation boot camps** | **...** | **...** | **...** | **level** | **at** | **1** |

| | | | |
|---|---|---|---|
| The highest number of probationers waiting in jail was | 994 | on | 05-MAR-10 |
| ...highest number waiting for detention centers was | 859 | on | 05-MAR-10 |
| ...highest number waiting for probation RSAT was | 592 | on | 10-JUL-15 |
| ...highest number waiting for probation boot camps was | 70 | on | 18-SEP-09 |

# State inmates in jail awaiting placement in facilities

March 20, 2009 through October 16, 2026

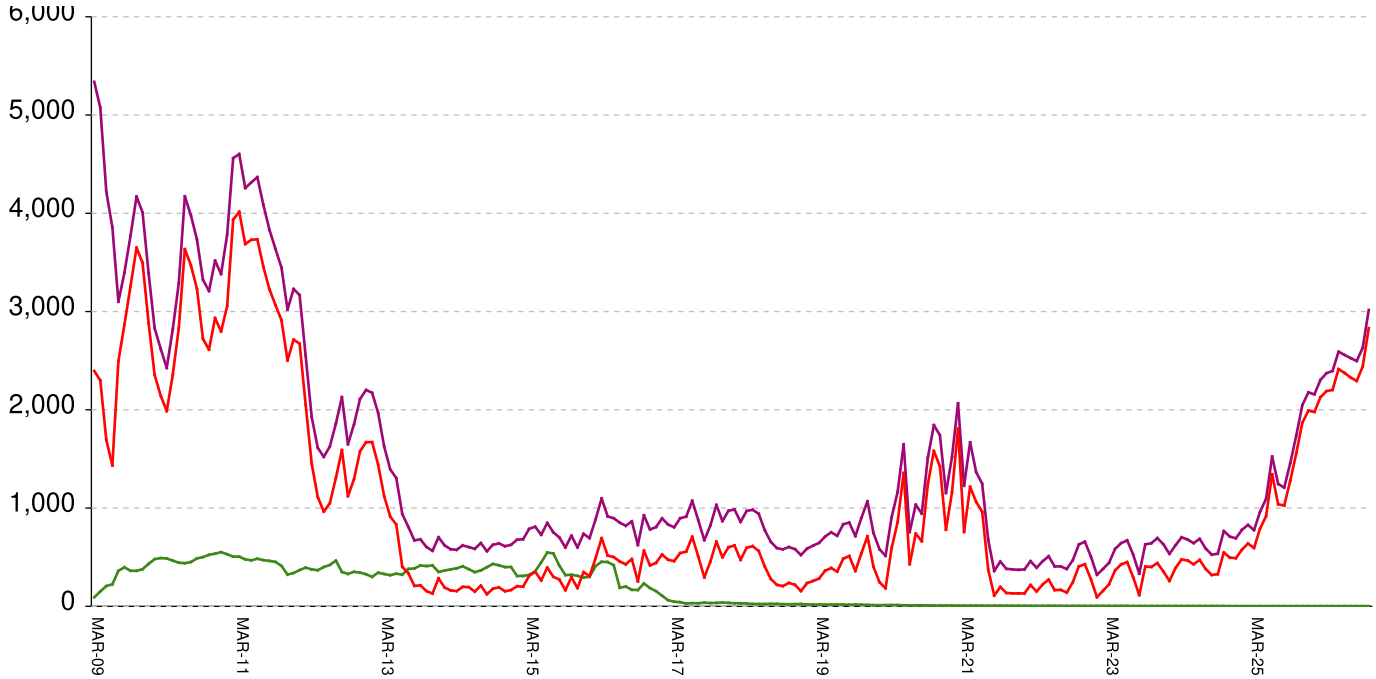


This graph shows, for each Friday since March 2009, the number of prisoners, probationers, and parolees in local jails who have been sentenced or revoked to state prison and whose documents have been received and verified by GDC. Most are almost immediately assigned to a diagnostic center, and are designated as in "admission processing". Of those a few hundred may be in the "transportation delayed" category because there is no room in the assigned diagnostic center, or because the inmate is being held for medical reasons, or for other court proceedings, or other reasons. Those remaining are "ready to be picked up".

| | | | | | | |
|---|---|---|---|---|---|---|
| **Total state inmates waiting in jail** | **RISES BY** | **77** | **from** | **2940** | **to** | **3017** |
| ... not yet assigned to a diagnostic center | ... | ... | ... | level | at | 12 |
| ... total "in admission processing" | RISES BY | 77 | from | 2928 | to | 3005 |
| **... with "transportation delayed"** | **falls by** | **8** | **from** | **182** | **to** | **174** |
| **... ready to be picked up** | **RISES BY** | **85** | **from** | **2746** | **to** | **2831** |

| | | | |
|---|---|---|---|
| The highest number of state inmates waiting in jail was | 5338 | on | 27-MAR-09 |
| ... highest number not asg to a diagnostic center was | 2881 | on | 12-JUN-09 |
| ... highest number in admission processing was | 4916 | on | 25-MAR-11 |
| ... highest number with transportation delayed was | 645 | on | 14-JAN-11 |
| ... highest number ready to be pickup was | 4435 | on | 25-MAR-11 |

# Female state inmates in jail awaiting pickup

March 20, 2009 through October 16, 2026

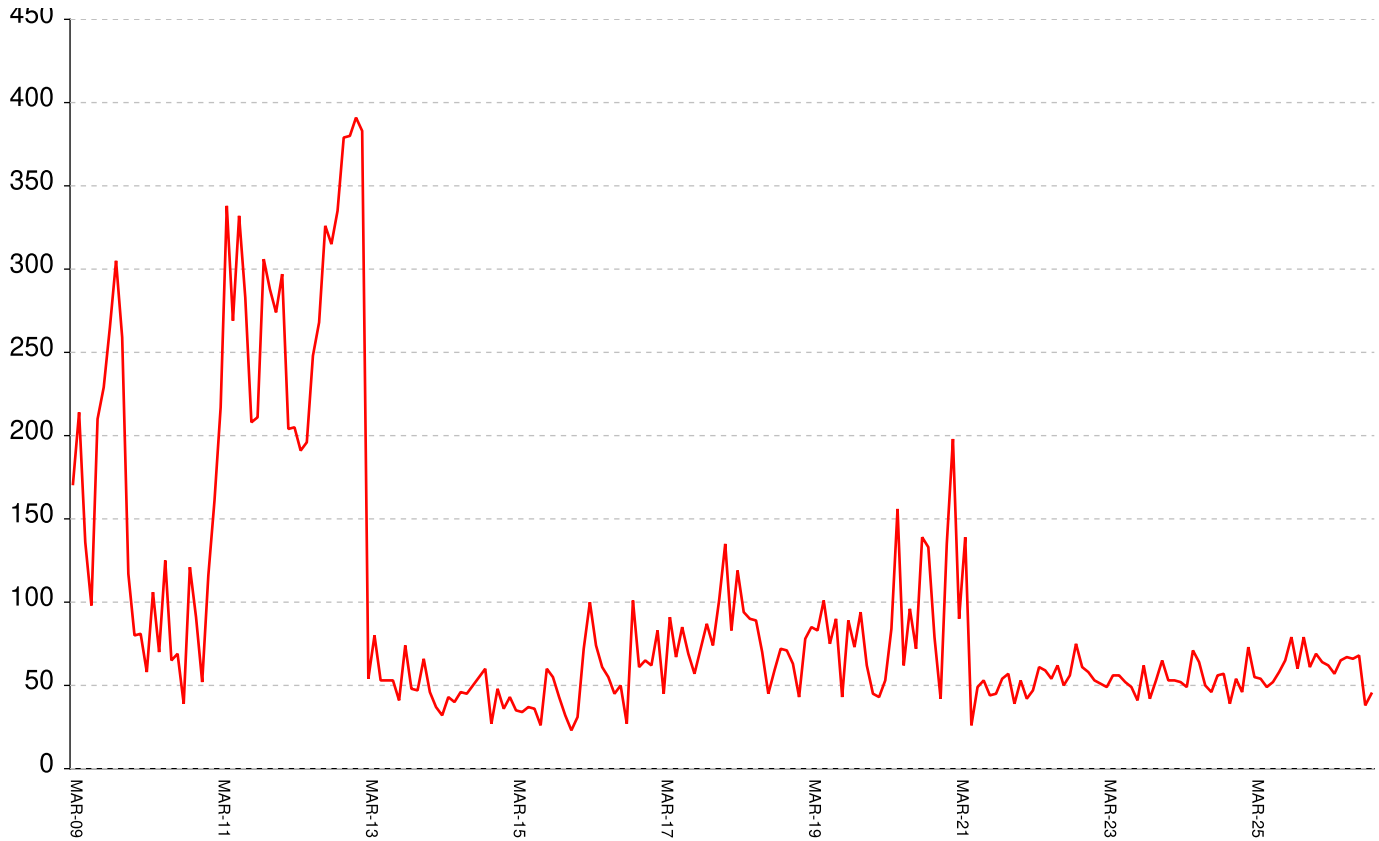


This graph shows, for each Friday since March 2009, the number of female state prisoners in local jails who were assigned to diagnostic centers but had not yet been picked up.

| | | | | | | |
|---|---|---|---|---|---|---|
| **Female state inmates in jails waiting picked up** | **RISES BY** | **8** | **from** | **37** | **to** | **45** |

| | | | |
|---|---|---|---|
| The highest number of female inmates waiting in jail was | 424 | on | 01-FEB-13 |
| The lowest number of female inmates waiting in jail was | 17 | on | 20-MAR-20 |

# Summary of housed prisoners, parolees, and probationers

| | Prison | Parole | Probation | | | | Jail | | Total |
|---|---|---|---|---|---|---|---|---|---|
| Week Ending | Total inmates | Revocation centers | Prob RSAT | Boot camp | Deten-tion | Prison+parole +probation | Inmate backlog | Proba-tioners | Prison+parole +probation+jail |
| 24-Oct-2025 | 50468 | | 1540 | | 1470 | 53478 | 1738 | 15 | 55231 |
| 31-Oct-2025 | 50381 | | 1483 | | 1513 | 53377 | 1861 | 15 | 55253 |
| 07-Nov-2025 | 50231 | | 1503 | | 1493 | 53227 | 1898 | 15 | 55140 |
| 14-Nov-2025 | 50276 | | 1516 | | 1485 | 53277 | 1907 | 15 | 55199 |
| 21-Nov-2025 | 50343 | | 1512 | | 1498 | 53353 | 1956 | 15 | 55324 |
| 28-Nov-2025 | 50271 | | 1495 | | 1515 | 53281 | 2047 | 15 | 55343 |
| 05-Dec-2025 | 50325 | | 1472 | | 1501 | 53298 | 1989 | 14 | 55301 |
| 12-Dec-2025 | 50317 | | 1481 | | 1499 | 53297 | 2063 | 13 | 55373 |
| 19-Dec-2025 | 50326 | | 1503 | | 1474 | 53303 | 2078 | 13 | 55394 |
| 26-Dec-2025 | 50291 | | 1493 | | 1474 | 53258 | 2177 | 13 | 55448 |
| 02-Jan-2026 | 50238 | | 1475 | | 1427 | 53140 | 2171 | 13 | 55324 |
| 09-Jan-2026 | 50250 | | 1479 | | 1429 | 53158 | 1965 | 13 | 55136 |
| 16-Jan-2026 | 50195 | | 1483 | | 1436 | 53114 | 2042 | 13 | 55169 |
| 23-Jan-2026 | 50092 | | 1469 | | 1430 | 52991 | 2157 | 13 | 55161 |
| 30-Jan-2026 | 49980 | | 1465 | | 1364 | 52809 | 2182 | 13 | 55004 |
| 06-Feb-2026 | 49874 | | 1475 | | 1390 | 52739 | 2212 | 13 | 54964 |
| 13-Feb-2026 | 49848 | | 1464 | | 1399 | 52711 | 2277 | 13 | 55001 |
| 20-Feb-2026 | 49860 | | 1455 | | 1374 | 52689 | 2304 | 13 | 55006 |
| 27-Feb-2026 | 49899 | | 1447 | | 1403 | 52749 | 2316 | 13 | 55078 |
| 06-Mar-2026 | 49854 | | 1448 | | 1412 | 52714 | 2364 | 13 | 55091 |
| 13-Mar-2026 | 49912 | | 1458 | | 1410 | 52780 | 2360 | 13 | 55153 |
| 20-Mar-2026 | 49857 | | 1468 | | 1406 | 52731 | 2430 | 13 | 55174 |
| 27-Mar-2026 | 49997 | | 1464 | | 1394 | 52855 | 2372 | 13 | 55240 |
| 03-Apr-2026 | 50055 | | 1464 | | 1396 | 52915 | 2389 | 13 | 55317 |
| 10-Apr-2026 | 50068 | | 1461 | | 1400 | 52929 | 2396 | 12 | 55337 |
| 17-Apr-2026 | 50094 | | 1462 | | 1382 | 52938 | 2357 | 12 | 55307 |
| 24-Apr-2026 | 49963 | | 1478 | | 1363 | 52804 | 2440 | 12 | 55256 |
| 01-May-2026 | 50043 | | 1482 | | 1387 | 52912 | 2481 | 12 | 55405 |
| 08-May-2026 | 49954 | | 1477 | | 1379 | 52810 | 2483 | 11 | 55304 |
| 15-May-2026 | 49952 | | 1477 | | 1372 | 52801 | 2530 | 11 | 55342 |
| 22-May-2026 | 49906 | | 1478 | | 1387 | 52771 | 2582 | 11 | 55364 |
| 29-May-2026 | 49923 | | 1480 | | 1390 | 52793 | 2591 | 11 | 55395 |
| 05-Jun-2026 | 49944 | | 1481 | | 1411 | 52836 | 2621 | 10 | 55467 |
| 12-Jun-2026 | 49950 | | 1460 | | 1397 | 52807 | 2656 | 10 | 55473 |
| 19-Jun-2026 | 50046 | | 1468 | | 1416 | 52930 | 2558 | 10 | 55498 |
| 26-Jun-2026 | 50082 | | 1465 | | 1410 | 52957 | 2536 | 10 | 55503 |
| 03-Jul-2026 | 50064 | | 1469 | | 1424 | 52957 | 2561 | 10 | 55528 |
| 10-Jul-2026 | 50040 | | 1471 | | 1412 | 52923 | 2526 | 10 | 55459 |
| 17-Jul-2026 | 50098 | | 1481 | | 1392 | 52971 | 2550 | 10 | 55531 |
| 24-Jul-2026 | 50014 | | 1485 | | 1403 | 52902 | 2572 | 10 | 55484 |
| 31-Jul-2026 | 50002 | | 1490 | | 1402 | 52894 | 2542 | 10 | 55446 |
| 07-Aug-2026 | 49924 | | 1479 | | 1417 | 52820 | 2497 | 10 | 55327 |
| 14-Aug-2026 | 49868 | | 1476 | | 1406 | 52750 | 2458 | 10 | 55218 |
| 21-Aug-2026 | 49724 | | 1481 | | 1410 | 52615 | 2500 | 10 | 55125 |
| 28-Aug-2026 | 49644 | | 1472 | | 1386 | 52502 | 2623 | 10 | 55135 |
| 04-Sep-2026 | 49566 | | 1466 | | 1398 | 52430 | 2679 | 9 | 55118 |
| 11-Sep-2026 | 49432 | | 1442 | | 1396 | 52270 | 2632 | 10 | 54912 |
| 18-Sep-2026 | 49395 | | 1454 | | 1419 | 52268 | 2736 | 11 | 55015 |
| 25-Sep-2026 | 49299 | | 1448 | | 1387 | 52134 | 2798 | 11 | 54943 |
| 02-Oct-2026 | 49286 | | 1444 | | 1409 | 52139 | 2889 | 11 | 55039 |
| 09-Oct-2026 | 49191 | | 1432 | | 1422 | 52045 | 2940 | 11 | 54996 |
| 16-Oct-2026 | 49068 | | 1429 | | 1420 | 51917 | 3017 | 11 | 54945 |

# Offenders housed in facilities for state prisoners

| Week ending | In state prisons | In facilities other than state prisons | | | | | | Total Inmates |
|---|---|---|---|---|---|---|---|---|
| | | Transition centers | County prisons | Pre-rel centers | Private prisons | Inmate boot camps | Total others | |
| 24-Oct-2025 | 35359 | 2744 | 4297 | | 8068 | 0 | 15109 | 50468 |
| 31-Oct-2025 | 35328 | 2751 | 4237 | | 8065 | 0 | 15053 | 50381 |
| 07-Nov-2025 | 35288 | 2748 | 4167 | | 8028 | 0 | 14943 | 50231 |
| 14-Nov-2025 | 35293 | 2750 | 4193 | | 8040 | 0 | 14983 | 50276 |
| 21-Nov-2025 | 35342 | 2756 | 4211 | | 8034 | 0 | 15001 | 50343 |
| 28-Nov-2025 | 35305 | 2745 | 4168 | | 8053 | 0 | 14966 | 50271 |
| 05-Dec-2025 | 35396 | 2746 | 4134 | | 8049 | 0 | 14929 | 50325 |
| 12-Dec-2025 | 35370 | 2759 | 4130 | | 8058 | 0 | 14947 | 50317 |
| 19-Dec-2025 | 35414 | 2755 | 4107 | | 8049 | 1 | 14912 | 50326 |
| 26-Dec-2025 | 35409 | 2737 | 4082 | | 8062 | 1 | 14882 | 50291 |
| 02-Jan-2026 | 35371 | 2745 | 4056 | | 8065 | 1 | 14867 | 50238 |
| 09-Jan-2026 | 35363 | 2780 | 4032 | | 8074 | 1 | 14887 | 50250 |
| 16-Jan-2026 | 35354 | 2745 | 3988 | | 8107 | 1 | 14841 | 50195 |
| 23-Jan-2026 | 35302 | 2731 | 3960 | | 8098 | 1 | 14790 | 50092 |
| 30-Jan-2026 | 35249 | 2730 | 3926 | | 8074 | 1 | 14731 | 49980 |
| 06-Feb-2026 | 35179 | 2729 | 3891 | | 8074 | 1 | 14695 | 49874 |
| 13-Feb-2026 | 35121 | 2721 | 3906 | | 8099 | 1 | 14727 | 49848 |
| 20-Feb-2026 | 35112 | 2747 | 3898 | | 8102 | 1 | 14748 | 49860 |
| 27-Feb-2026 | 35132 | 2750 | 3907 | | 8109 | 1 | 14767 | 49899 |
| 06-Mar-2026 | 35106 | 2739 | 3932 | | 8076 | 1 | 14748 | 49854 |
| 13-Mar-2026 | 35010 | 2751 | 4084 | | 8066 | 1 | 14902 | 49912 |
| 20-Mar-2026 | 34880 | 2758 | 4146 | | 8072 | 1 | 14977 | 49857 |
| 27-Mar-2026 | 34907 | 2761 | 4212 | | 8116 | 1 | 15090 | 49997 |
| 03-Apr-2026 | 34940 | 2757 | 4236 | | 8122 | 0 | 15115 | 50055 |
| 10-Apr-2026 | 34946 | 2755 | 4263 | | 8104 | 0 | 15122 | 50068 |
| 17-Apr-2026 | 34929 | 2777 | 4289 | | 8099 | 0 | 15165 | 50094 |
| 24-Apr-2026 | 34821 | 2773 | 4275 | | 8094 | 0 | 15142 | 49963 |
| 01-May-2026 | 34845 | 2792 | 4297 | | 8109 | 0 | 15198 | 50043 |
| 08-May-2026 | 34785 | 2787 | 4284 | | 8098 | 0 | 15169 | 49954 |
| 15-May-2026 | 34761 | 2794 | 4289 | | 8108 | 0 | 15191 | 49952 |
| 22-May-2026 | 34745 | 2800 | 4272 | | 8089 | 0 | 15161 | 49906 |
| 29-May-2026 | 34768 | 2800 | 4260 | | 8095 | 0 | 15155 | 49923 |
| 05-Jun-2026 | 34797 | 2811 | 4250 | | 8086 | 0 | 15147 | 49944 |
| 12-Jun-2026 | 34841 | 2819 | 4211 | | 8079 | 0 | 15109 | 49950 |
| 19-Jun-2026 | 34920 | 2800 | 4176 | | 8150 | 0 | 15126 | 50046 |
| 26-Jun-2026 | 35044 | 2723 | 4141 | | 8174 | 0 | 15038 | 50082 |
| 03-Jul-2026 | 35070 | 2715 | 4108 | | 8171 | 0 | 14994 | 50064 |
| 10-Jul-2026 | 35021 | 2719 | 4085 | | 8215 | 0 | 15019 | 50040 |
| 17-Jul-2026 | 35010 | 2737 | 4097 | | 8254 | 0 | 15088 | 50098 |
| 24-Jul-2026 | 34979 | 2714 | 4063 | | 8258 | 0 | 15035 | 50014 |
| 31-Jul-2026 | 34965 | 2707 | 4052 | | 8278 | 0 | 15037 | 50002 |
| 07-Aug-2026 | 34900 | 2729 | 4013 | | 8282 | 0 | 15024 | 49924 |
| 14-Aug-2026 | 34875 | 2729 | 3985 | | 8279 | 0 | 14993 | 49868 |
| 21-Aug-2026 | 34857 | 2704 | 3925 | | 8238 | 0 | 14867 | 49724 |
| 28-Aug-2026 | 34730 | 2741 | 3898 | | 8275 | 0 | 14914 | 49644 |
| 04-Sep-2026 | 34626 | 2745 | 3918 | | 8277 | 0 | 14940 | 49566 |
| 11-Sep-2026 | 34527 | 2743 | 3877 | | 8285 | 0 | 14905 | 49432 |
| 18-Sep-2026 | 34501 | 2754 | 3869 | | 8271 | 0 | 14894 | 49395 |
| 25-Sep-2026 | 34448 | 2728 | 3872 | | 8251 | 0 | 14851 | 49299 |
| 02-Oct-2026 | 34431 | 2733 | 3849 | | 8273 | 0 | 14855 | 49286 |
| 09-Oct-2026 | 34396 | 2713 | 3867 | | 8215 | 0 | 14795 | 49191 |
| 16-Oct-2026 | 34284 | 2712 | 3838 | | 8234 | 0 | 14784 | 49068 |

# Offenders waiting in local jails for state facilities

| | Probationers waiting in jail | | | | Probationers waiting in jail | | | | | |
|---|---|---|---|---|---|---|---|---|---|---|
| Week ending | .. for PDCs | .. for RSAT | .. for boot camps | Total | Total backlog | Not yet assigned | In adm process | Delayed transport | Ready for pickup | Assigned females |
| 24-Oct-2025 | 12 | 2 | 1 | 15 | 1738 | 8 | 1730 | 172 | 1558 | 60 |
| 31-Oct-2025 | 12 | 2 | 1 | 15 | 1861 | 10 | 1851 | 167 | 1684 | 53 |
| 07-Nov-2025 | 12 | 2 | 1 | 15 | 1898 | 11 | 1887 | 168 | 1719 | 58 |
| 14-Nov-2025 | 12 | 2 | 1 | 15 | 1907 | 12 | 1895 | 169 | 1726 | 67 |
| 21-Nov-2025 | 12 | 2 | 1 | 15 | 1956 | 11 | 1945 | 175 | 1770 | 86 |
| 28-Nov-2025 | 12 | 2 | 1 | 15 | 2047 | 11 | 2036 | 168 | 1868 | 79 |
| 05-Dec-2025 | 11 | 2 | 1 | 14 | 1989 | 10 | 1979 | 171 | 1808 | 72 |
| 12-Dec-2025 | 10 | 2 | 1 | 13 | 2063 | 11 | 2052 | 172 | 1880 | 79 |
| 19-Dec-2025 | 10 | 2 | 1 | 13 | 2078 | 11 | 2067 | 172 | 1895 | 53 |
| 26-Dec-2025 | 10 | 2 | 1 | 13 | 2177 | 11 | 2166 | 175 | 1991 | 61 |
| 02-Jan-2026 | 10 | 2 | 1 | 13 | 2171 | 11 | 2160 | 172 | 1988 | 45 |
| 09-Jan-2026 | 10 | 2 | 1 | 13 | 1965 | 10 | 1955 | 175 | 1780 | 34 |
| 16-Jan-2026 | 10 | 2 | 1 | 13 | 2042 | 9 | 2033 | 175 | 1858 | 59 |
| 23-Jan-2026 | 10 | 2 | 1 | 13 | 2157 | 9 | 2148 | 170 | 1978 | 69 |
| 30-Jan-2026 | 10 | 2 | 1 | 13 | 2182 | 9 | 2173 | 168 | 2005 | 52 |
| 06-Feb-2026 | 10 | 2 | 1 | 13 | 2212 | 9 | 2203 | 164 | 2039 | 61 |
| 13-Feb-2026 | 10 | 2 | 1 | 13 | 2277 | 9 | 2268 | 164 | 2104 | 71 |
| 20-Feb-2026 | 10 | 2 | 1 | 13 | 2304 | 9 | 2295 | 167 | 2128 | 64 |
| 27-Feb-2026 | 10 | 2 | 1 | 13 | 2316 | 9 | 2307 | 168 | 2139 | 47 |
| 06-Mar-2026 | 10 | 2 | 1 | 13 | 2364 | 9 | 2355 | 172 | 2183 | 66 |
| 13-Mar-2026 | 10 | 2 | 1 | 13 | 2360 | 10 | 2350 | 174 | 2176 | 76 |
| 20-Mar-2026 | 10 | 2 | 1 | 13 | 2430 | 10 | 2420 | 173 | 2247 | 49 |
| 27-Mar-2026 | 10 | 2 | 1 | 13 | 2372 | 10 | 2362 | 172 | 2190 | 62 |
| 03-Apr-2026 | 10 | 2 | 1 | 13 | 2389 | 10 | 2379 | 177 | 2202 | 69 |
| 10-Apr-2026 | 9 | 2 | 1 | 12 | 2396 | 11 | 2385 | 183 | 2202 | 57 |
| 17-Apr-2026 | 9 | 2 | 1 | 12 | 2357 | 11 | 2346 | 180 | 2166 | 53 |
| 24-Apr-2026 | 9 | 2 | 1 | 12 | 2440 | 13 | 2427 | 178 | 2249 | 55 |
| 01-May-2026 | 9 | 2 | 1 | 12 | 2481 | 12 | 2469 | 178 | 2291 | 67 |
| 08-May-2026 | 8 | 2 | 1 | 11 | 2483 | 11 | 2472 | 171 | 2301 | 56 |
| 15-May-2026 | 8 | 2 | 1 | 11 | 2530 | 11 | 2519 | 173 | 2346 | 67 |
| 22-May-2026 | 8 | 2 | 1 | 11 | 2582 | 11 | 2571 | 175 | 2396 | 70 |
| 29-May-2026 | 8 | 2 | 1 | 11 | 2591 | 11 | 2580 | 166 | 2414 | 65 |
| 05-Jun-2026 | 7 | 2 | 1 | 10 | 2621 | 11 | 2610 | 163 | 2447 | 59 |
| 12-Jun-2026 | 7 | 2 | 1 | 10 | 2656 | 10 | 2646 | 163 | 2483 | 65 |
| 19-Jun-2026 | 7 | 2 | 1 | 10 | 2558 | 10 | 2548 | 173 | 2375 | 67 |
| 26-Jun-2026 | 7 | 2 | 1 | 10 | 2536 | 10 | 2526 | 183 | 2343 | 67 |
| 03-Jul-2026 | 7 | 2 | 1 | 10 | 2561 | 10 | 2551 | 183 | 2368 | 67 |
| 10-Jul-2026 | 7 | 2 | 1 | 10 | 2526 | 10 | 2516 | 188 | 2328 | 66 |
| 17-Jul-2026 | 7 | 2 | 1 | 10 | 2550 | 10 | 2540 | 186 | 2354 | 63 |
| 24-Jul-2026 | 7 | 2 | 1 | 10 | 2572 | 10 | 2562 | 194 | 2368 | 78 |
| 31-Jul-2026 | 7 | 2 | 1 | 10 | 2542 | 11 | 2531 | 191 | 2340 | 76 |
| 07-Aug-2026 | 7 | 2 | 1 | 10 | 2497 | 11 | 2486 | 192 | 2294 | 68 |
| 14-Aug-2026 | 7 | 2 | 1 | 10 | 2458 | 11 | 2447 | 194 | 2253 | 62 |
| 21-Aug-2026 | 7 | 2 | 1 | 10 | 2500 | 11 | 2489 | 185 | 2304 | 55 |
| 28-Aug-2026 | 7 | 2 | 1 | 10 | 2623 | 11 | 2612 | 180 | 2432 | 37 |
| 04-Sep-2026 | 6 | 2 | 1 | 9 | 2679 | 12 | 2667 | 182 | 2485 | 35 |
| 11-Sep-2026 | 7 | 2 | 1 | 10 | 2632 | 11 | 2621 | 180 | 2441 | 38 |
| 18-Sep-2026 | 8 | 2 | 1 | 11 | 2736 | 11 | 2725 | 177 | 2548 | 38 |
| 25-Sep-2026 | 8 | 2 | 1 | 11 | 2798 | 11 | 2787 | 179 | 2608 | 48 |
| 02-Oct-2026 | 8 | 2 | 1 | 11 | 2889 | 11 | 2878 | 182 | 2696 | 42 |
| 09-Oct-2026 | 8 | 2 | 1 | 11 | 2940 | 12 | 2928 | 182 | 2746 | 37 |
| 16-Oct-2026 | 8 | 2 | 1 | 11 | 3017 | 12 | 3005 | 174 | 2831 | 45 |