



# GEORGIA

## DEPARTMENT OF CORRECTIONS

---



# Prison Rape Elimination Act (PREA) 2024 Annual Report



## Table of Contents

<b>Introduction</b>	4
<b>2024 Total Statistical Information</b>	5
Allegation Information	5
<b>2024 Substantiated Allegations</b>	6
Staff-to-Inmate Abuse Incidents	6
Sexual Activity:	6
Inappropriate Actions/Touching:	6
Staff-to-Inmate Harassment	6
Inmate-to-Inmate Sexual Harassment	6
Inmate-to-Inmate Sexual Abuse	7
Sexual activity:	7
Sodomy:	7
Inappropriate Touching:	7
<b>Comparison with Previous Years: 2013 – 2024</b>	8
Total Allegations Chart	8
Substantiated Cases per Year Chart	8
Allegations versus Population Chart	9
Sexual Abuse Response Team (SART) Training:	9
Site visits and on-site audits	9
<b>Conclusion</b>	9
<b>Appendix A – Facility Statistics</b>	10
Allegation Statistics by Facility – State Prisons	10
Allegation Statistics by Facility – Contracted Facilities	11
Allegation statistics by Facility – TCs, PDCs, and Substance Abuse Treatment Centers	12
GDC Totals Overall	12
<b>Appendix B – PREA Focused Initiatives</b>	13
Audits:	13
2nd Cycle, Year 3:	13
3rd Cycle, Year 1:	13
3rd Cycle, Year 2:	13
3rd Cycle, Year 3:	13
4th Cycle, Year 1:	13

4th Cycle, Year 2: .....	13
4th Cycle, Year 3: .....	13
<b>Appendix C – Physical Plant Improvements .....</b>	<b>14</b>
State Prisons (SP): .....	14
County Prisons (CI): .....	14
Centers:.....	14
Transitional Centers (TC's): .....	14
<b>Appendix D – Corrective Actions Taken/Recommendations.....</b>	<b>15</b>
State Prisons (SP).....	15
2023/2024 Audit Findings/Comparison (Graph) .....	16

## Prison Rape Elimination Act (PREA) Annual Report - 2024

### Georgia Department of Corrections

#### Introduction

The Prison Rape Elimination Act of 2003 (PREA) was signed into federal law with the purpose to provide for the analysis of incidence and effects of prison rape in federal, state and local institutions and to provide information, resources, recommendations and funding to protect individuals from prison rape. In 2012, the Bureau of Prisons published standardized guidelines promulgated by the Attorney General of the United States. PREA applies to all public and private institutions that house adult or juvenile offenders.

The Georgia Department of Corrections (GDC) maintains a zero-tolerance policy regarding sexual abuse and harassment of offenders within the agency's 35 state prison facilities, 13 transitional centers, 13 centers (this includes PDC's, RSAT's and ITF's), 21 county correctional institutions and four private prisons.

All sexual abuse and sexual harassment allegations are investigated. Each case is documented on an incident report and entered in GDC's PREA SCRIBE Module. The originating facility is required to complete an administrative investigation and is required to retain all investigation documents at the local level. Allegations can also be criminally investigated by our Office of Professional Standards (OPS) investigators depending on the nature of the alleged incident. The Statewide PREA Coordinator tracks the progress of the investigations with constant contact with the facility, in which the allegation was made and with the investigator that is assigned to the case, if applicable. Upon completion of each investigation, appropriate disciplinary action is taken against the perpetrator; where criminal intent is discovered, the case is presented to the District Attorney for prosecution. Case files of PREA allegations of a criminal nature are maintained for a period of at least 10 years upon completion of the investigation.

It is important to note that the Georgia Department of Corrections is continually improving the reporting and investigation methods to ensure the highest level of compliance, as well as swift corrective action when needed. The agency's zero-tolerance policy not only aims to protect all offenders under GDC jurisdiction from sexual harassment and abuse, but also protect anyone who reports or cooperates with an on-going investigation, from retaliation.

This report summarizes all 2024 PREA allegations that were generated from the facilities mentioned in paragraph two of this document. The Georgia Department of Corrections compiles and investigates PREA allegations in four major categories: 1) Staff-to-Inmate Abuse (S/I Abuse); 2) Staff-to-Inmate Harassment (S/I Harassment); 3) Inmate-to-Inmate Abuse (I/I Abuse); and 4) Inmate-to-Inmate Harassment (I/I Harassment).

Upon completion of the investigation, all allegations will be deemed one of the four dispositions:

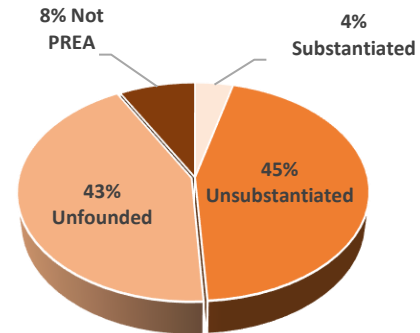
1. Substantiated: determined the event did occur.
2. Unsubstantiated: evidence was insufficient to make a final determination as to whether the event did or did not occur.
3. Unfounded: determined the event to have not occurred.
4. Not PREA: determined to not meet the definition of a PREA allegation.

NOTE: Unsubstantiated and substantiated cases forwarded to the Office of Professional Standards (OPS) for further investigation can also include a "forwarded for OPS investigation" status. The GDC has redacted identifying information of victims and aggressors, as well as information that could jeopardize the security of our facilities, or the GDC.

### Total Allegations

During calendar year 2024, there were 817 PREA allegations reported at our GDC operated and contracted facilities. Of those 817 allegations, 367 (45%) were unsubstantiated; 349 (43%) were unfounded; 70 (8%) were deemed not PREA; 31 (4%) were substantiated; and none are pending investigation.

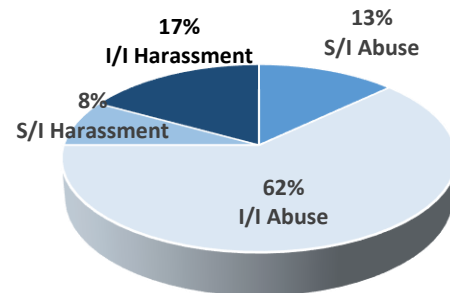
	Description	State Prisons	TCs	Centers	Contract	Total
Total Allegations	Unsubstantiated	300	4	13	50	367
	Unfounded	295	5	3	46	349
	Not PREA	51	1	6	12	70
	Substantiated	23	1	2	5	31
	Invest. Pending	0	0	0	0	0
	<b>Total Allegations</b>	<b>669</b>	<b>11</b>	<b>24</b>	<b>113</b>	<b>817</b>



### Total Allegations by Type

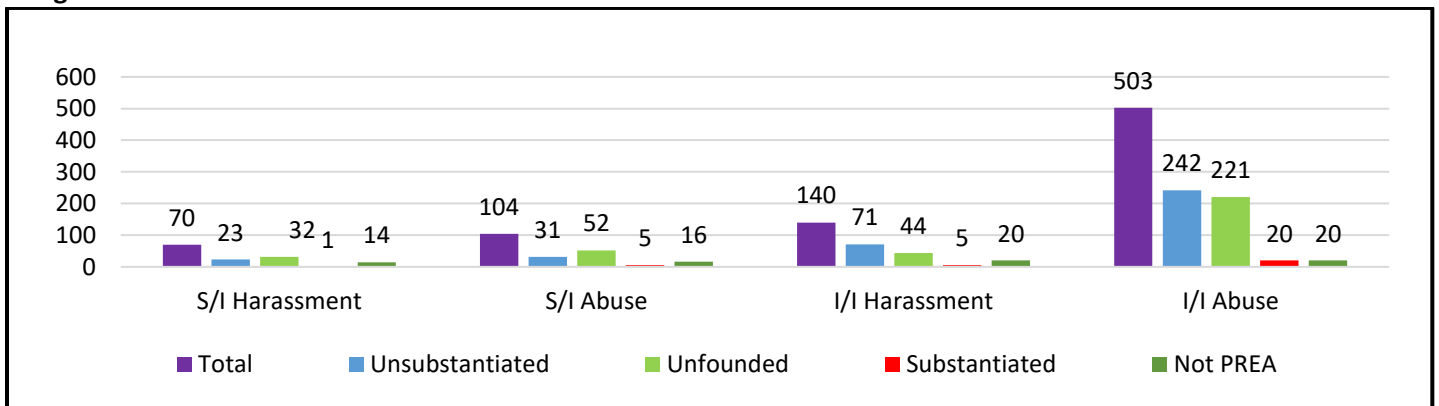
During calendar year 2024, there were 817 PREA allegations reported at our GDC operated and contracted facilities. Of those 817 allegations, 70 (8%) were Staff-to-Inmate Harassment; 104 (13%) were Staff-to-Inmate Abuse; 140 (17%) were Inmate-to-Inmate Harassment; and 503 (62%) were Inmate-to-Inmate Abuse.

	Description	State Prisons	TCs	Centers	Contract	Total
By Type	S/I Harassment	51	1	2	16	70
	S/I Abuse	63	3	1	37	104
	I/I Harassment	111	1	10	18	140
	I/I Abuse	444	6	11	42	503
	<b>Total Allegations</b>	<b>669</b>	<b>11</b>	<b>24</b>	<b>113</b>	<b>817</b>



### 2024 Total Statistical Information

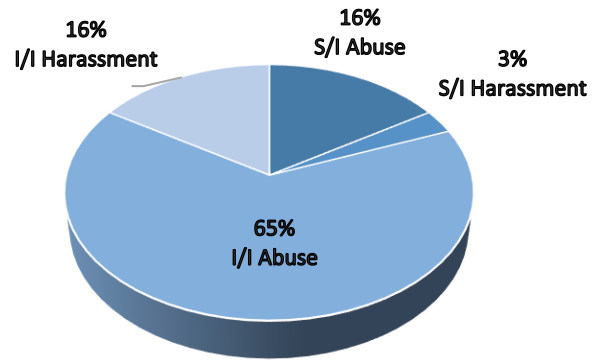
#### Allegation Information



### 2024 Substantiated Allegations

During calendar year 2024, there were 817 PREA allegations reported at our GDC operated and contracted facilities. Of those 817 allegations, 31 were deemed substantiated; one (3%) was Staff-to-Inmate Harassment; five (16%) were Staff-to-Inmate Abuse; five (16%) were Inmate-to-Inmate Harassment; and 20 (65%) were Inmate-to-Inmate Abuse.

	Description	State Prisons	TCs	Centers	Contract	Total
Substantiated Cases	S/I Harassment	0	0	0	1	1
	S/I Abuse	4	0	0	1	5
	I/I Harassment	3	0	0	2	5
	I/I Abuse	16	1	2	1	20
	<b>Total</b>	<b>23</b>	<b>1</b>	<b>2</b>	<b>5</b>	<b>31</b>



### Staff-to-Inmate Abuse Incidents

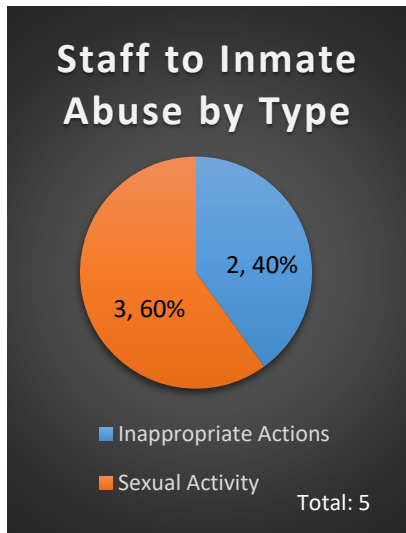
In all 5 substantiated cases of Staff-to-Inmate Abuse, both administrative and criminal investigations were conducted. All criminal investigations are forwarded to the appropriate District Attorney (DA) for review/prosecution.

#### Sexual Activity:

- 100% (3 of 3) were forwarded to DA for review
- 100% (3 of 3) were terminated or resigned from employment

#### Inappropriate Actions/Touching:

- 100% (2/2) were forwarded to DA for review
- 100% (2/2) were terminated or resigned from employment



### Staff-to-Inmate Harassment

There was one (1) substantiated case of Staff-to-Inmate Harassment. The employee was disciplined in accordance with GDC disciplinary procedures.

### Inmate-to-Inmate Sexual Harassment

There were five (5) cases of Inmate-to-Inmate Sexual Harassment. In both cases housing changes were made where necessary, to ensure the safety of the victim.

### Inmate-to-Inmate Sexual Abuse

In all 20 cases of Inmate-to-Inmate abuse, both an administrative and criminal investigation was conducted. Those inmates found guilty of Inmate-to-Inmate abuse were not only subject to administrative disciplinary sanctions, but those whose cases had enough evidence for prosecution were forwarded to the appropriate District Attorney for review.

#### Sexual activity:

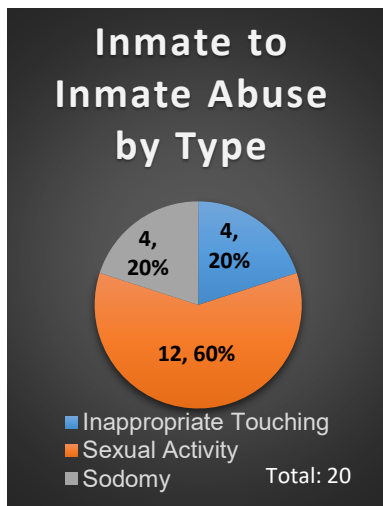
There are 12 substantiated abuse cases that are related to sexual activity. 100% of these have been forwarded to the DA to review for prosecution.

#### Sodomy:

There are 4 substantiated abuse cases that involve sodomy. 100% of these have been forwarded to the DA to review for prosecution.

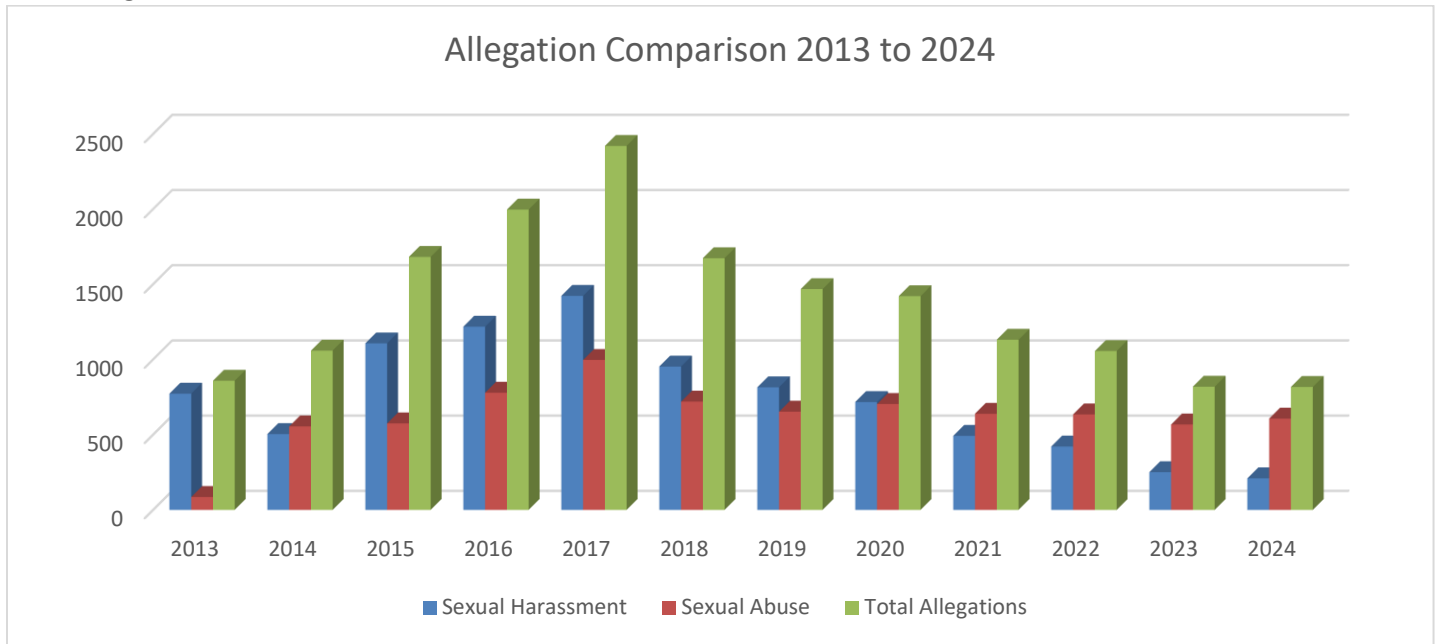
#### Inappropriate Touching:

In all 4 inappropriate touching cases, the aggressor was subject to administrative sanctions through the disciplinary process. Offender housing changes were made as necessary to ensure the safety of the victim.



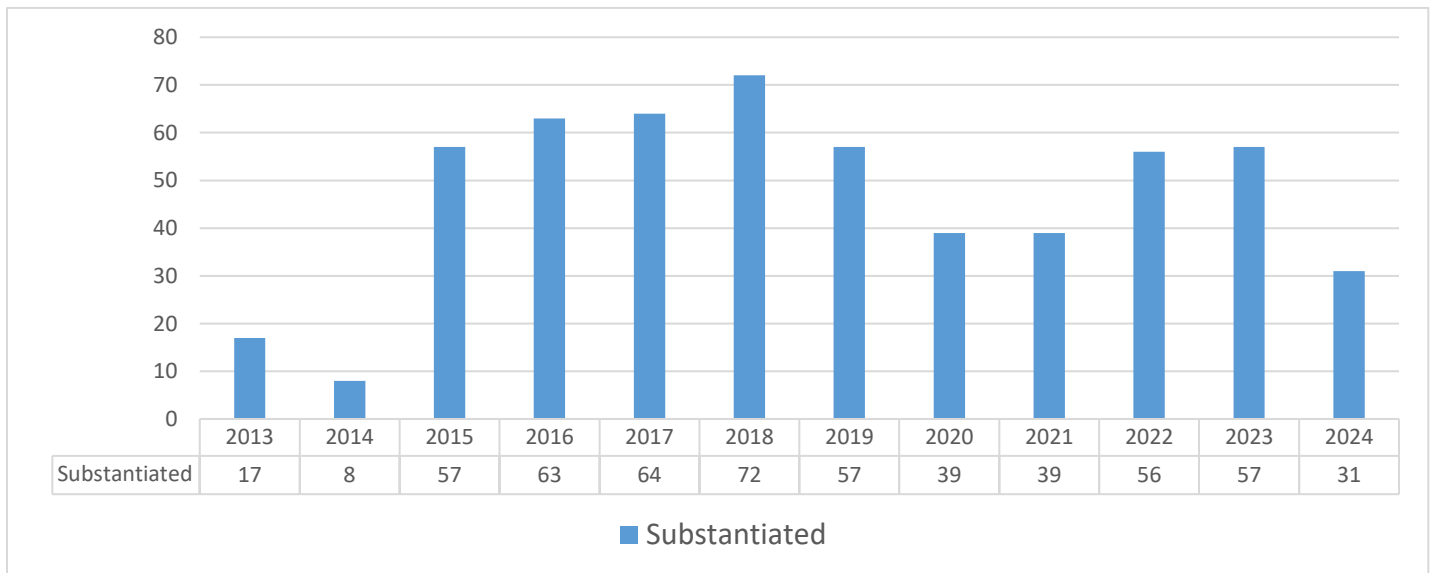
### Comparison with Previous Years: 2013 – 2024

**Total Allegations Chart**



**\*No audits were conducted in 2013 or 2014**

**Substantiated Cases per Year Chart**



**\*No audits were conducted in 2013 or 2014**



**Allegations versus Population Chart**

YEAR	Allegations		Population Type					
	Reported	Substantiated	SP	PDC	RSAT	TC	Contracted	TOTAL
2013	859	17	38,112	1,965	1,232	2,662	--	43,971
2014	1,059	8	36,497	1,800	1,273	2,648	--	42,218
2015	1,682	57	36,657	1,793	1,635	2,631	--	42,716
2016	1,997	63	36,875	1,517	1,695	2,621	--	42,708
2017	2,421	64	37,539	1,572	1,714	2,609	12,700	56,134
2018	1,671	72	38,103	1,666	1,746	2,553	12,484	56,552
2019	1,468	57	38,201	1,675	1,760	2,522	12,669	56,827
2020	1,421	39	35,982	890	1,230	2,057	11,784	51,943
2021	1,131	39	32,397	829	1,106	1,950	10,539	46,821
2022	1,056	56	32,418	971	1,299	2,134	11,870	48,692
2023	819	57	34,528	1,144	1,411	2,163	11,682	50,928
2024	817	31	35,220	1,400	1,461	2,501	12,201	52,783

**NOTE: SP= State Prisons; PDC= Probation Detention Centers; RSAT= Residential Substance Treatment Centers; TC= Transitional Centers; and Contracted facilities include both county facilities and private prisons. Population totals are the total daily average for the year. Incident data was not tracked for contracted facilities prior to 2017.**

**Sexual Abuse Response Team (SART) Training:**

2024 marks the 12th year since GDC adopted and implemented PREA standards for our facilities. Through extensive, repetitive SART trainings, staff can better interpret definitions for allegation types, as well as allegation dispositions. Accurate application of allegation definitions leads to better accountability. Additional training in investigative techniques is also allowing more accurate dispositions to be reached. Better use of the Sexual Victim/Sexual Aggressor Classification Screening Instrument makes a safer environment for those more susceptible to sexual abuse.

**Site visits and on-site audits:**

Site visits and on-site audits have increased the awareness of PREA protocols, to include preventative measures and definition interpretations for allegation types, as well as disposition definitions. Site visits and virtual meetings by members of the PREA Unit allow easy access to central office resources for facility SART members. This makes it possible to receive near-immediate assistance when needed to answer questions regarding investigative concerns or get clarification on matters regarding the Federal PREA Standards or GDC Policy.


**Conclusion**

The Georgia Department of Corrections enforces a zero-tolerance policy to sexual harassment and sexual abuse. To ensure this policy is implemented in the most efficient manner possible the GDC continues to improve the processes of how PREA allegations are interpreted, reported, and tracked. Investigation training, coupled with our prevention trainings, have greatly assisted our efforts to maintain consistent application of the standards.


Overall, there was a less than 1% decrease in the number of allegations compared to last year while substantiated cases decreased by 46%. The indicators point to the likelihood that the cases that truly involve sexual abuse and sexual harassment are being accurately investigated. Our dedication to constant improvement and continual monitoring will allow the agency to continue to achieve its goal of protecting all offenders from sexual harassment and sexual abuse.

Appendix A – Facility Statistics


Allegation Statistics by Facility – State Prisons

Office of Professional Standards			Reported Allegations					Substantiated					Unsubstantiated					Unfounded					Not PREA					Pending Disposition	
Statewide PREA Coordinator	Grace Atchison		Total	S/I Harassment	S/I Abuse	I/I Harassment	I/I Abuse	Total	Staff/ Inmate Harassment	Staff/ I/M Abuse	Inmate/ Inmate harassment	Inmate/ Inmate Abuse	Total	Staff/ Inmate Harassment	Staff/ I/M Abuse	Inmate/ Inmate harassment	Inmate/ Inmate Abuse	Total	Staff/ Inmate harassment	Staff/ I/M Abuse	Inmate/ Inmate Harassment	Inmate/ Inmate Abuse	Total	Staff/ Inmate harassment	Staff/ I/M Abuse	Inmate/ Inmate Harassment	Inmate/ Inmate Abuse		
PREA COMPSTAT	Year	Month																											
	2024	YTD																											
Security Level/ Type Facility		Facility																											
Special Mission	Arrendale SP		11	2	0	3	6	1	0	0	0	1	8	0	0	3	5	1	1	0	0	0	1	1	0	0	0	0	
	ASMP		64	0	7	7	50	3	0	0	1	2	21	0	1	3	17	39	0	6	3	30	1	0	0	0	1	0	
	GDCP		25	1	1	4	19	3	0	0	0	3	12	0	0	2	10	9	1	1	2	5	1	0	0	0	1	0	
	SMU		7	3	4	0	0	0	0	0	0	0	0	0	0	0	0	7	3	4	0	0	0	0	0	0	0	0	
Close	Baldwin SP		55	6	4	9	36	2	0	0	0	2	25	4	1	8	12	24	1	1	1	21	4	1	2	0	1	0	
	Hancock SP		17	1	0	8	8	1	0	0	0	1	4	0	0	0	4	10	1	0	7	2	2	0	0	1	1	0	
	Hays SP		29	2	4	3	20	0	0	0	0	0	14	0	2	2	10	14	2	1	1	10	1	0	1	0	0	0	
	Macon SP		23	0	3	1	19	2	0	1	0	1	0	0	0	0	0	21	0	2	1	18	0	0	0	0	0	0	
	Phillips SP		18	0	3	2	13	1	0	0	0	1	13	0	2	0	11	4	0	1	2	1	0	0	0	0	0	0	
	Smith SP		8	0	1	2	5	2	0	1	0	1	2	0	0	0	2	4	0	0	2	2	0	0	0	0	0	0	
	Telfair SP		23	1	1	6	15	0	0	0	0	0	20	0	1	6	13	3	1	0	0	2	0	0	0	0	0	0	
	Valdosta SP		52	7	2	8	35	0	0	0	0	0	21	1	1	2	17	27	5	1	4	17	4	1	0	2	1	0	
	Ware SP		48	4	4	9	31	2	0	0	1	1	28	2	1	6	19	18	2	3	2	11	0	0	0	0	0	0	
Medium	Autry SP		3	1	1	1	0	0	0	0	0	0	3	1	1	1	0	0	0	0	0	0	0	0	0	0	0	0	
	Burruss CTC		5	0	1	0	4	0	0	0	0	0	3	0	0	0	3	2	0	1	0	1	0	0	0	0	0	0	
	Calhoun SP		31	1	3	9	18	0	0	0	0	0	18	1	0	3	14	1	0	1	0	0	12	0	2	6	4	0	
	Central SP		34	0	3	1	30	0	0	0	0	0	24	0	2	1	21	8	0	0	0	8	2	0	1	0	1	0	
	Coastal SP		27	0	1	4	22	0	0	0	0	0	0	0	0	0	0	24	0	1	2	21	3	0	0	2	1	0	
	Dodge SP		12	1	3	1	7	0	0	0	0	0	6	0	1	0	5	5	1	2	0	2	1	0	0	1	0	0	
	Dooly SP		41	6	4	9	22	0	0	0	0	0	29	3	3	6	17	5	0	0	1	4	7	3	1	2	1	0	
	Emanuel WF		1	0	1	0	0	0	0	0	0	0	1	0	1	0	0	0	0	0	0	0	0	0	0	0	0	0	
	Helms Facility		0	0	0	0	0	0	0	0	0	0	0	0	0	0	0	0	0	0	0	0	0	0	0	0	0	0	
	Johnson SP		44	2	1	5	36	1	0	0	0	1	10	1	0	1	8	33	1	1	4	27	0	0	0	0	0	0	0
	Lee SP		3	0	1	0	2	0	0	0	0	0	1	0	0	0	1	1	0	0	0	1	1	0	1	0	0	0	
	Long SP		7	5	1	0	1	1	0	1	0	0	0	0	0	0	0	2	2	0	0	0	4	3	0	0	1	0	
	Metro RF		2	1	0	1	0	0	0	0	0	0	2	1	0	1	0	0	0	0	0	0	0	0	0	0	0	0	
	Montgomery SP		4	1	0	3	0	0	0	0	0	0	3	0	0	3	0	0	0	0	0	0	1	1	0	0	0	0	
	Pulaski SP		8	0	3	1	4	1	0	1	0	0	5	0	1	1	3	2	0	1	0	1	0	0	0	0	0	0	
	Rogers SP		12	1	1	2	8	0	0	0	0	0	6	1	0	1	4	4	0	1	1	2	2	0	0	0	2	0	
	Rutledge SP		13	3	2	3	5	0	0	0	0	0	10	1	2	2	5	1	1	0	0	0	2	1	0	0	1	0	
	Walker SP		0	0	0	0	0	0	0	0	0	0	0	0	0	0	0	0	0	0	0	0	0	0	0	0	0	0	
	Washington SP		15	2	2	2	9	0	0	0	0	0	7	1	1	2	3	8	1	1	0	6	0	0	0	0	0	0	
	Whitworth Facility		8	0	0	1	7	3	0	0	1	2	2	0	0	0	2	1	0	0	0	1	2	0	0	0	2	0	
	Wilcox SP		19	0	1	6	12	0	0	0	0	0	2	0	0	1	1	17	0	1	5	11	0	0	0	0	0	0	
Totals for State Prisons:			669	51	63	111	444	23	0	4	3	16	300	17	21	55	207	295	23	30	38	204	51	11	8	15	17	0	


**Allegation Statistics by Facility – Contracted Facilities**

Office of Professional Standards			Reported Allegations					Substantiated					Unsubstantiated					Unfounded					Not PREA					Pending Disposition	
Statewide PREA Coordinator	Grace Atchison		Total	S/I Harassment	S/I Abuse	I/I Harassment	I/I Abuse	Total	Staff/ Inmate Harassment	Staff/ I/M Abuse	Inmate/ Inmate harassment	Inmate/ Inmate Abuse	Total	Staff/ Inmate Harassment	Staff/ I/M Abuse	Inmate/ Inmate harassment	Inmate/ Inmate Abuse	Total	Staff/ Inmate harassment	Staff/ I/M Abuse	Inmate/ Inmate Harassment	Inmate/ Inmate Abuse	Total	Staff/ Inmate harassment	Staff/ I/M Abuse	Inmate/ Inmate Harassment	Inmate/ Inmate Abuse		
PREA COMPSTAT	Year	Month																											
	2024	YTD																											
Security Level/ Type Facility		Facility																											
Private Prison		Coffee	16	0	5	0	11	0	0	0	0	0	7	0	2	0	5	9	0	3	0	6	0	0	0	0	0	0	0
		Jenkins	16	0	7	3	6	0	0	0	0	0	3	0	2	0	1	9	0	2	2	5	4	0	3	1	0	0	
		Riverbend	8	2	3	2	1	1	1	0	0	0	4	0	2	2	0	2	1	1	0	0	1	0	0	0	1	0	
		Wheeler	40	6	4	7	23	3	0	0	2	1	30	5	1	4	20	7	1	3	1	2	0	0	0	0	0	0	
County Prison		Athens/Clarke	0	0	0	0	0	0	0	0	0	0	0	0	0	0	0	0	0	0	0	0	0	0	0	0	0	0	
		Bulloch	0	0	0	0	0	0	0	0	0	0	0	0	0	0	0	0	0	0	0	0	0	0	0	0	0	0	
		Carroll	1	0	1	0	0	0	0	0	0	0	0	0	0	0	0	0	0	0	0	0	0	1	0	1	0	0	
		Clayton	2	1	1	0	0	0	0	0	0	0	0	0	0	0	0	1	0	1	0	0	1	1	0	0	0	0	
		Colquitt	2	0	0	2	0	0	0	0	0	0	2	0	0	2	0	0	0	0	0	0	0	0	0	0	0	0	
		Coweta	0	0	0	0	0	0	0	0	0	0	0	0	0	0	0	0	0	0	0	0	0	0	0	0	0	0	
		Decatur	0	0	0	0	0	0	0	0	0	0	0	0	0	0	0	0	0	0	0	0	0	0	0	0	0	0	
		Effingham	0	0	0	0	0	0	0	0	0	0	0	0	0	0	0	0	0	0	0	0	0	0	0	0	0	0	
		Floyd	0	0	0	0	0	0	0	0	0	0	0	0	0	0	0	0	0	0	0	0	0	0	0	0	0	0	
		Gwinnett	19	3	13	2	1	0	0	0	0	0	1	0	0	1	0	14	3	11	0	0	4	0	2	1	1	0	
		Hall	1	1	0	0	0	0	0	0	0	0	0	0	0	0	0	1	1	0	0	0	0	0	0	0	0	0	
		Harris	0	0	0	0	0	0	0	0	0	0	0	0	0	0	0	0	0	0	0	0	0	0	0	0	0	0	
		Jackson	0	0	0	0	0	0	0	0	0	0	0	0	0	0	0	0	0	0	0	0	0	0	0	0	0	0	
		Jefferson	0	0	0	0	0	0	0	0	0	0	0	0	0	0	0	0	0	0	0	0	0	0	0	0	0	0	
		Mitchell	0	0	0	0	0	0	0	0	0	0	0	0	0	0	0	0	0	0	0	0	0	0	0	0	0	0	
		Muscogee	4	2	1	1	0	0	0	0	0	0	3	1	1	1	0	1	1	0	0	0	0	0	0	0	0	0	
		Richmond	0	0	0	0	0	0	0	0	0	0	0	0	0	0	0	0	0	0	0	0	0	0	0	0	0	0	
		Screven	0	0	0	0	0	0	0	0	0	0	0	0	0	0	0	0	0	0	0	0	0	0	0	0	0	0	
		Spalding	2	0	1	1	0	0	0	0	0	0	0	0	0	0	0	1	0	0	1	0	1	0	1	0	0	0	
		Sumter	1	1	0	0	0	0	0	0	0	0	0	0	0	0	0	1	1	0	0	0	0	0	0	0	0	0	
		Terrell	1	0	1	0	0	1	0	1	0	0	0	0	0	0	0	0	0	0	0	0	0	0	0	0	0	0	
Totals for Private and County Prisons:			113	16	37	18	42	5	1	1	2	1	50	6	8	10	26	46	8	21	4	13	12	1	7	2	2	0	

## Allegation statistics by Facility – TCs, PDCs, and Substance Abuse Treatment Centers

Office of Professional Standards			Reported Allegations					Substantiated					Unsubstantiated					Unfounded					Not PREA					Pending Disposition
Statewide PREA Coordinator	Grace Atchison		Total	S/I Harassment	S/I Abuse	I/I Harassment	I/I Abuse	Total	Staff/ Inmate Harassment	Staff/ I/M Abuse	Inmate/ Inmate harassment	Inmate/ Inmate Abuse	Total	Staff/ Inmate Harassment	Staff/ I/M Abuse	Inmate/ Inmate harassment	Inmate/ Inmate Abuse	Total	Staff/ Inmate harassment	Staff/ I/M Abuse	Inmate/ Inmate Harassment	Inmate/ Inmate Abuse	Total	Staff/ Inmate harassment	Staff/ I/M Abuse	Inmate/ Inmate Harassment	Inmate/ Inmate Abuse	
PREA COMPSTAT	Year	Month																										
	2024	YTD																										
Security Level/ Type Facility		Facility																										
Transition Centers	Arrendale	0	0	0	0	0	0	0	0	0	0	0	0	0	0	0	0	0	0	0	0	0	0	0	0	0	0	0
	Atlanta	0	0	0	0	0	0	0	0	0	0	0	0	0	0	0	0	0	0	0	0	0	0	0	0	0	0	0
	Augusta	2	0	1	0	1	0	0	0	0	0	0	1	0	0	0	1	1	0	1	0	0	0	0	0	0	0	0
	Charles D. Hudson	1	1	0	0	0	0	0	0	0	0	0	0	0	0	0	0	1	1	0	0	0	0	0	0	0	0	0
	Clayton	0	0	0	0	0	0	0	0	0	0	0	0	0	0	0	0	0	0	0	0	0	0	0	0	0	0	0
	Columbus	0	0	0	0	0	0	0	0	0	0	0	0	0	0	0	0	0	0	0	0	0	0	0	0	0	0	0
	Macon	1	0	0	1	0	0	0	0	0	0	0	0	0	0	0	0	0	0	0	0	0	1	0	0	1	0	0
	Metro Reinvestment	2	0	1	0	1	0	0	0	0	0	0	1	0	1	0	0	1	0	0	0	0	1	0	0	0	0	0
	Metro	1	0	0	0	1	1	0	0	0	0	1	0	0	0	0	0	0	0	0	0	0	0	0	0	0	0	0
	Phillips	0	0	0	0	0	0	0	0	0	0	0	0	0	0	0	0	0	0	0	0	0	0	0	0	0	0	0
Smith	0	0	0	0	0	0	0	0	0	0	0	0	0	0	0	0	0	0	0	0	0	0	0	0	0	0	0	
Valdosta	2	0	0	0	2	0	0	0	0	0	0	0	0	0	0	0	2	0	0	0	2	0	0	0	0	0	0	0
Probation Detention Centers	Bacon	2	0	1	0	1	0	0	0	0	0	2	0	1	0	1	0	0	0	0	0	0	0	0	0	0	0	0
	Colwell	7	0	1	3	3	0	0	0	0	0	3	0	0	1	2	3	0	0	2	1	1	0	1	0	0	0	0
	Emanuel	1	0	0	1	0	0	0	0	0	0	0	0	0	0	0	0	0	0	0	0	1	0	0	0	1	0	0
	McEver	0	0	0	0	0	0	0	0	0	0	0	0	0	0	0	0	0	0	0	0	0	0	0	0	0	0	0
	Patten	1	1	0	0	0	0	0	0	0	0	0	0	0	0	0	0	0	0	0	0	1	1	0	0	0	0	0
	Treutlen	1	0	0	0	1	0	0	0	0	0	0	1	0	0	0	1	0	0	0	0	0	0	0	0	0	0	0
Women's	8	1	0	4	3	1	0	0	0	1	6	0	0	4	2	0	0	0	0	0	1	1	0	0	0	0	0	
Substance Abuse Centers	Appling ITF	2	0	0	0	2	0	0	0	0	0	1	0	0	0	1	0	0	0	0	0	1	0	0	0	1	0	0
	Bainbridge PSAT	1	0	0	0	1	0	0	0	0	0	1	0	0	0	1	0	0	0	0	0	0	0	0	0	0	0	0
	Bleckley RSAT	1	0	0	1	0	0	0	0	0	0	0	0	0	0	0	0	0	0	0	0	1	0	0	0	1	0	0
	Northwest RSAT	0	0	0	0	0	0	0	0	0	0	0	0	0	0	0	0	0	0	0	0	0	0	0	0	0	0	0
	Paulding RSAT	1	0	0	0	1	1	0	0	0	1	0	0	0	0	0	0	0	0	0	0	0	0	0	0	0	0	0
	Turner RSAT	1	0	0	1	0	0	0	0	0	0	1	0	0	1	0	0	0	0	0	0	0	0	0	0	0	0	0
	West Central ITF	0	0	0	0	0	0	0	0	0	0	0	0	0	0	0	0	0	0	0	0	0	0	0	0	0	0	0
Totals for Centers:			35	3	4	11	17	3	0	0	0	3	17	0	2	6	9	8	1	1	2	4	7	2	1	3	1	0

## GDC Totals Overall

Office of Professional Standards			Reported Allegations					Substantiated					Unsubstantiated					Unfounded					Not PREA					Pending Disposition
Statewide PREA Coordinator	Grace Atchison		Total	S/I Harassment	S/I Abuse	I/I Harassment	I/I Abuse	Total	Staff/ Inmate Harassment	Staff/ I/M Abuse	Inmate/ Inmate harassment	Inmate/ Inmate Abuse	Total	Staff/ Inmate Harassment	Staff/ I/M Abuse	Inmate/ Inmate harassment	Inmate/ Inmate Abuse	Total	Staff/ Inmate harassment	Staff/ I/M Abuse	Inmate/ Inmate Harassment	Inmate/ Inmate Abuse	Total	Staff/ Inmate harassment	Staff/ I/M Abuse	Inmate/ Inmate Harassment	Inmate/ Inmate Abuse	
PREA COMPSTAT	Year	Month																										
	2024	YTD																										
Security Level/ Type Facility		Facility																										
Totals for GDC Overall:			817	70	104	140	503	31	1	5	5	20	367	23	31	71	242	349	32	52	44	221	70	14	16	20	20	0

## Appendix B – PREA Focused Initiatives

### Audits:

GDC continues to maintain compliance in accordance with § 115.401 *Frequency and Scope of Audits*, by contracting with a Federal PREA Auditor to audit all facilities in a 3-year cycle. Each year, one-third of GDC facilities with similar missions are audited. Copies of GDC's PREA Audit Reports can be found on the GDC's public website as required by the PREA Standards at: <https://gdc.georgia.gov/organization/about-gdc/agency-activity/research-and-reports/prison-rape-elimination-act-prea/prea>

**2nd Cycle, Year 3:** The third year of cycle two audits began on August 20, 2018. Federal PREA Audits were conducted for 10/34 state prisons, 4/14 state operated transitional centers (TC's) and 3/13 community confinement facilities (PDCs). Year 3 ended August 19, 2019, and resulted in certification of full compliance with the PREA Standards.

NOTE: For Cycle 2, Years 1 and 2 we had 33 state prisons. A 34<sup>th</sup> state prison was opened in Cycle 2, Year 3.

**3rd Cycle, Year 1:** The first year of cycle 3 audits began on August 20, 2019. Federal PREA Audits were conducted for 11/34 state prisons, 3/14 state operated TCs and 4/13 community confinement facilities (PDCs). Year 1 ended August 19, 2020, and resulted in the GDC operating under an assurance of compliance with the PREA Standards. The GDC was not listed as certified because we were unable to audit six (6) of our facilities due to COVID-19 restrictions. These six facilities, 5/35 state prisons, and 1/13 community confinement facilities (PDCs), were audited after COVID-19 restrictions were lifted. Since that time the GDC has been operating as certified in full compliance with the PREA Standards.

**3rd Cycle, Year 2:** The second year of cycle 3 audits began August 20, 2020. The facilities that could not be audited during COVID-19 restrictions were audited during this audit year.

NOTE: For Cycle 3, Year 2 a private TC and a state-operated TC was closed.

**3rd Cycle, Year 3:** The third year of cycle 3 audits began August 20, 2021. Federal PREA Audits will be conducted for 11/35 state prisons, 4/11 state operated TCs and 5/15 community confinement facilities (PDCs).

**4th Cycle, Year 1:** The first year of cycle 4 audits began August 20, 2022. Federal PREA Audits will be conducted for 10/35 state prisons, 2/11 state operated TCs, 4/15 community confinement facilities (PDCs), and 2/25 Contracted facilities.

**4th Cycle, Year 2:** The second year of cycle 4 audits began August 20, 2023. Federal PREA Audits will be conducted for 10/34 state prisons, 3/11 state operated TCs, 4/14 community confinement facilities (PDCs), and 4/25 Contracted facilities.

**4th Cycle, Year 3:** The third year of cycle 4 audits began August 20, 2024. Federal PREA Audits will be conducted for 11/34 state prisons, 3/11 state operated TCs, 4/14 community confinement facilities (PDCs), and 19/25 Contracted facilities.

## **Appendix C – Physical Plant Improvements**

### **Physical Plant Improvements:**

In accordance with PREA Standard 115.18 the following facilities have made improvements, which will enhance their ability to prevent, detect, or deter sexual abuse:

#### **State Prisons (SP):**

**Autry SP** – Installed additional cameras and monitors to reduce blind spots and increase visibility.

**Dodge SP** – Completed installing Improved camera system and installed additional mirrors to reduce blind spots.

**Georgia Diagnostic and Classification Prison (GDCP)** – Camera system upgraded throughout facility.

**Johnson SP** – Cameras were installed throughout the facility to reduce blind spots and increase visibility.

**Montgomery SP** – Corner mirrors were installed to reduce blind spots.

**Walker SP** – Additional cameras were added to help reduce blind spots and increase visibility.

#### **County Prisons (CI):**

**Coweta CI** – Changed to more advanced camera system throughout facility.

**Hall CI** – Camera upgrades and additions were made throughout the facility.

**Screven CI** – Doors were added to the bathroom areas to increase privacy.

**Terrell CI** – Additional cameras were installed to reduce blind spots and increase visibility.

#### **Centers:**

**Paulding RSAT** – Repaired cameras that were previously inoperable.

#### **Transitional Centers (TC's):**

**Phillips TC** – Mirrors were installed in blind spots in all dorms and other locations around, and within the facility.

## Appendix D – Corrective Actions Taken/Recommendations

### Auditor Recommendations:

In the calendar year 2024, 24 audits were conducted at state facilities. Four (4) of the facilities audited in accordance with PREA Standard 115.88 had recommendations for improvement. The following facilities made improvements in conjunction with the Federal PREA Audit recommendations:

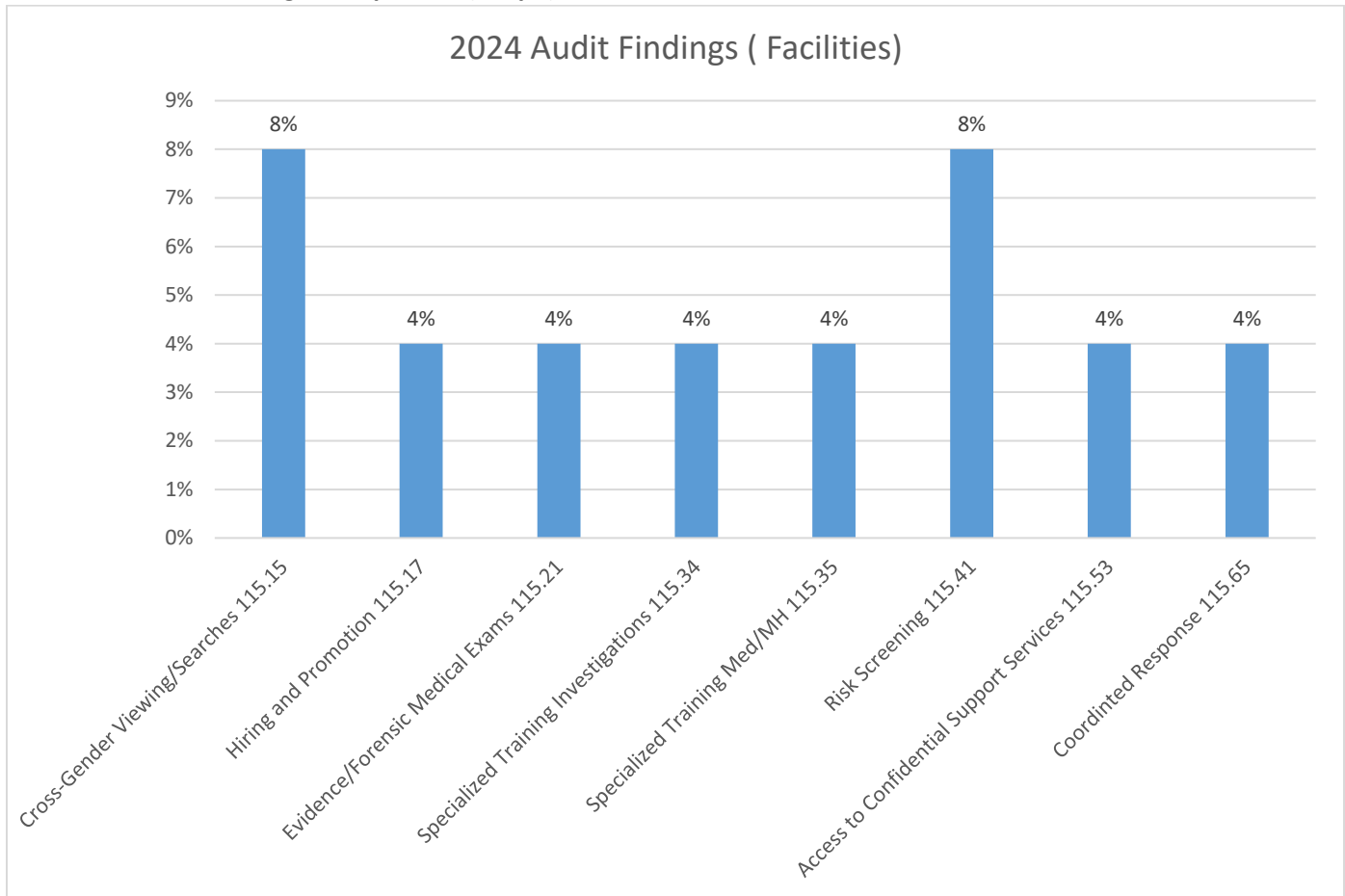
#### State Prisons (SP)

**Burruss CTC** - 115.41 – The facility was required to submit additional documentation showing compliance with 30-day risk of sexual victimization re-screening.

**Calhoun SP** - 115.41 – The facility was required to submit additional documentation showing compliance with 30-day risk of sexual victimization re-screening.

**Coastal SP** - 115.15 – The facility was required to submit documentation of staff training in cross-gender searches; 115.17 – The facility was required to submit evidence background checks are done every five years on contractors and questions regarding previous sexual abuse allegations are answered by applicants; 115.21 – The facility was required to submit evidence of an attempt to secure an agreement with a rape crisis center for advocacy and documentation of staff trained as victim advocates; 115.34 – The facility was required to provide evidence SART investigators have completed required specialized training for conducting sexual abuse investigations in a confinement setting; 115.35 – The facility was required to provide documentation of medical/mental health training on PREA and the specialized PREA training required for medical and mental health professionals; 115.53 – The facility was required to submit evidence of an attempt to secure an agreement with a rape crisis center for advocacy; 115.65 – The facility was required to submit a completed copy of the facility Coordinated Action Plan, PREA Local Procedure Directive and Coordinated Response Plan.

**Rutledge SP** - 115.15 – The agency issued a Policy Information Bulletin advising of a change in several Standard Operating Procedures for better compliance with the standard for cross gender viewing and searches.

**2023/2024 Audit Findings/Comparison (Graph)**

The graph above shows the most common audit findings and the percentage of the facilities receiving those findings. The number after the description at the bottom indicates the related PREA Standard number for that audit finding. The graph for 2023 is included below for comparison purposes.

