



GEORGIA

DEPARTMENT OF CORRECTIONS



Prison Rape Elimination Act (PREA) 2023 Annual Report



Table of Contents

Introduction 4

Total Allegations 5

Total Allegations by Type 5

2023 Total Statistical Information 5

Allegation Information 5

2023 Substantiated Allegations 6

Staff-to-Inmate Abuse Incidents 6

Sexual Activity: 6

Inappropriate Actions/Touching:..... 6

Voyeurism:..... 6

Staff-to-Inmate Harassment 6

Inmate-to-Inmate Sexual Harassment 6

Inmate-to-Inmate Sexual Abuse 7

Sexual activity:..... 7

Sodomy:..... 7

Inappropriate Touching:..... 7

Comparison with Previous Years: 2013 – 2023 7

Total Allegations Chart..... 7

Substantiated Cases per Year Chart 8

Allegations versus Population Chart..... 8

Sexual Abuse Response Team (SART) Training: 8

Site visits and on-site audits 9

Conclusion 9

Appendix A – Facility Statistics 10

Allegation Statistics by Facility – State Prisons 10

Allegation Statistics by Facility – Contracted Facilities 11

Allegation statistics by Facility – TCs, PDCs, and Substance Abuse Treatment Centers 12

GDC Totals Overall..... 12

Appendix B – PREA Focused Initiatives 13

Audits:..... 13

2nd Cycle, Year 3: 13

3rd Cycle, Year 1:..... 13



3rd Cycle, Year 2: 13

3rd Cycle, Year 3: 13

4th Cycle, Year 1: 13

4th Cycle, Year 2: 13

Appendix C – Physical Plant Improvements 14

 State Prisons (SP): 14

 County Prisons (CI): 14

 Centers: 14

 Transitional Centers (TC’s): 14

Appendix D – Corrective Actions Taken/Recommendations 15

 State Prisons (SP) 15

 Transitional Centers (TC) 15

 Probation Detention Centers (PDC) 15

 Residential Substance Abuse Treatment Centers (RSAT’s) 16

 2022/2023 Audit Findings/Comparison (Graph) 16



Prison Rape Elimination Act (PREA) Annual Report - 2023
Georgia Department of Corrections

Introduction

The Prison Rape Elimination Act of 2003 (PREA) was signed into federal law with the purpose to provide for the analysis of incidence and effects of prison rape in federal, state and local institutions and to provide information, resources, recommendations and funding to protect individuals from prison rape. In 2012, the Bureau of Prisons published standardized guidelines promulgated by the Attorney General of the United States. PREA applies to all public and private institutions that house adult or juvenile offenders.

The Georgia Department of Corrections (GDC) maintains a zero-tolerance policy regarding sexual abuse and harassment of offenders within the agency's 34 state prison facilities, 11 transitional centers, 14 centers (this includes PDC's, RSAT's and ITF's), 21 county correctional institutions and four private prisons.

All sexual abuse and sexual harassment allegations are investigated. Each case is documented on an incident report and entered into GDC's PREA SCRIBE Module. The originating facility is required to complete an administrative investigation and is required to retain all investigation documents at the local level. Allegations can also be criminally investigated by our Office of Professional Standards (OPS) investigators depending on the nature of the alleged incident. The Statewide PREA Coordinator tracks the progress of the investigations with constant contact with the facility, in which the allegation was made and with the investigator that is assigned to the case, if applicable. Upon completion of each investigation, appropriate disciplinary action is taken against the perpetrator; where criminal intent is discovered, the case is presented to the District Attorney for prosecution. Case files of PREA allegations of a criminal nature are maintained for a period of at least 10 years upon completion of the investigation.

It is important to note that the Georgia Department of Corrections is continually improving the reporting and investigation methods to ensure the highest level of compliance, as well as swift corrective action when needed. The agency's zero-tolerance policy not only aims to protect all offenders under GDC jurisdiction from sexual harassment and abuse, but also protect anyone who reports or cooperates with an on-going investigation, from retaliation.

This report summarizes all 2023 PREA allegations that were generated from the facilities mentioned in paragraph two of this document. The Georgia Department of Corrections compiles and investigates PREA allegations in four major categories: 1) Staff-to-Inmate Abuse (S/I Abuse); 2) Staff-to-Inmate Harassment (S/I Harassment); 3) Inmate-to-Inmate Abuse (I/I Abuse); and 4) Inmate-to-Inmate Harassment (I/I Harassment).

Upon completion of the investigation, all allegations will be deemed one of the four dispositions:

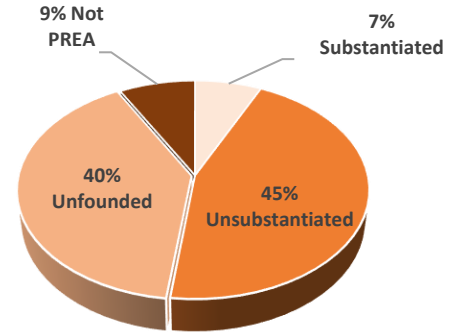
1. Substantiated: determined the event did occur.
2. Unsubstantiated: evidence was insufficient to make a final determination as to whether the event did or not occur.
3. Unfounded: determined the event to have not occurred.
4. Not PREA: determined to not meet the definition of a PREA allegation.

NOTE: Unsubstantiated and substantiated cases forwarded to the Office of Professional Standards (OPS) for further investigation can also include a "forwarded for OPS investigation" status. The GDC has redacted identifying information of victims and aggressors, as well as information that could jeopardize the security of our facilities, or the GDC.

Total Allegations

During calendar year 2023, there were 819 PREA allegations reported at our GDC operated and contracted facilities. Of those 819 allegations, 369 (45%) were unsubstantiated; 330 (40%) were unfounded; 63 (8%) were deemed not PREA; 57 (7%) were substantiated; and none are pending investigation.

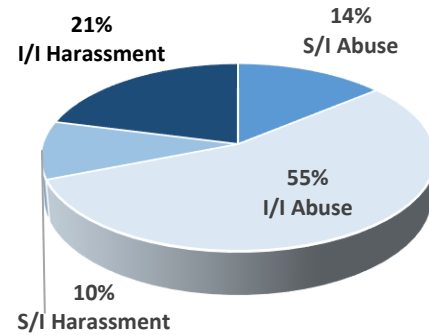
	Description	State Prisons	TCs	Centers	Contract	Total
Total Allegations	Unsubstantiated	331	2	17	19	369
	Unfounded	282	4	6	38	330
	Not PREA	47	3	5	8	63
	Substantiated	52	0	1	4	57
	Invest. Pending	0	0	0	0	0
	Total Allegations	712	9	29	69	819



Total Allegations by Type

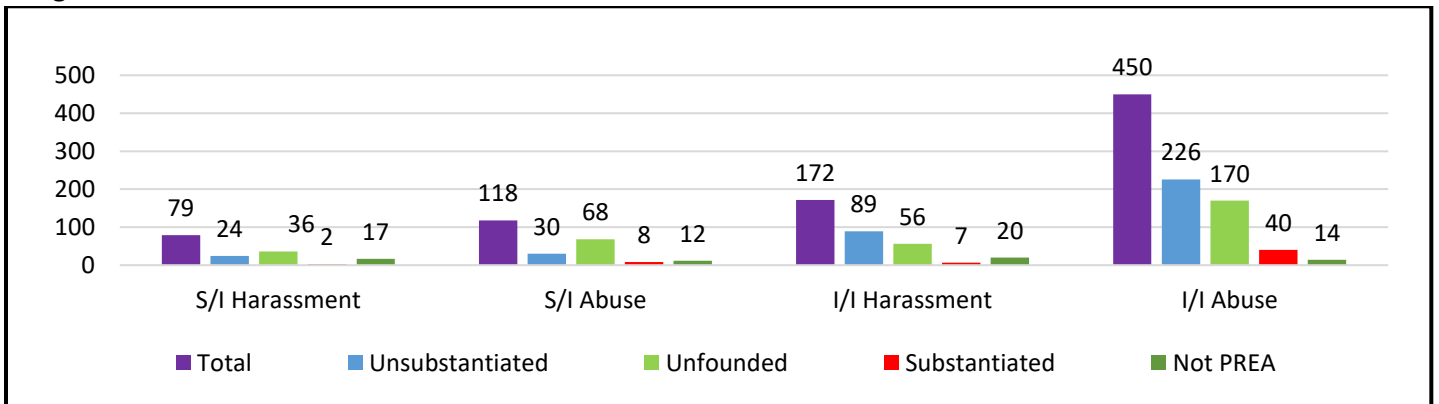
During calendar year 2023, there were 819 PREA allegations reported at our GDC operated and contracted facilities. Of those 819 allegations, 79 (10%) were Staff-to-Inmate Harassment; 118 (14%) were Staff-to-Inmate Abuse; 172 (21%) were Inmate-to-Inmate Harassment; and 450 (55%) were Inmate-to-Inmate Abuse.

	Description	State Prisons	TCs	Centers	Contract	Total
By Type	S/I Harassment	58	4	3	14	79
	S/I Abuse	95	1	3	19	118
	I/I Harassment	144	1	15	12	172
	I/I Abuse	415	3	8	24	450
	Total Allegations	712	9	29	69	819



2023 Total Statistical Information

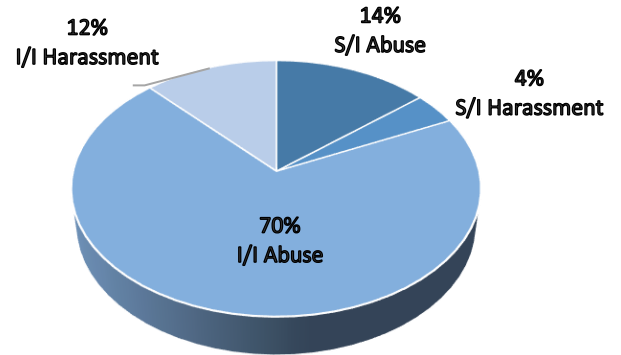
Allegation Information



2023 Substantiated Allegations

During calendar year 2023, there were 819 PREA allegations reported at our GDC operated and contracted facilities. Of those 817 allegations, 57 were deemed substantiated; two (4%) were Staff-to-Inmate Harassment; eight (14%) were Staff-to-Inmate Abuse; seven (12%) were Inmate-to-Inmate Harassment; and 40 (70%) were Inmate-to-Inmate Abuse.

	Description	State Prisons	TCs	Centers	Contract	Total
Substantiated Cases	S/I Harassment	1	0	0	1	2
	S/I Abuse	6	0	0	2	8
	I/I Harassment	6	0	0	1	7
	I/I Abuse	39	0	1	0	40
	Total	52	0	1	4	57



Staff-to-Inmate Abuse Incidents

In all 8 substantiated cases of Staff-to-Inmate Abuse, both administrative and criminal investigations were conducted. All criminal investigations are forwarded to the appropriate District Attorney (DA) for review/prosecution.

Sexual Activity:

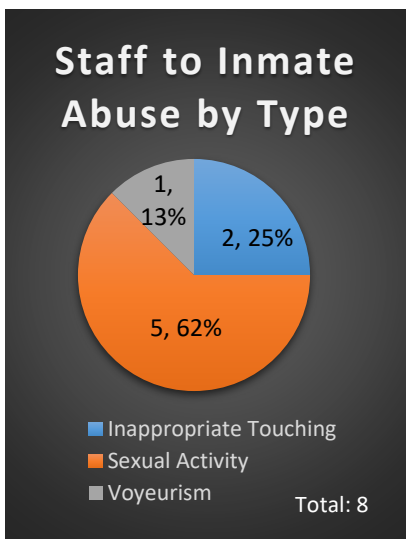
- 100% (5 of 5) were forwarded to DA for review
- 100% (5 of 5) were terminated or resigned employment

Inappropriate Actions/Touching:

- 100% (2/2) were forwarded to DA for review
- 100% (2/2) were terminated or resigned from employment

Voyeurism:

- 100% (1/1) was terminated from employment



Staff-to-Inmate Harassment

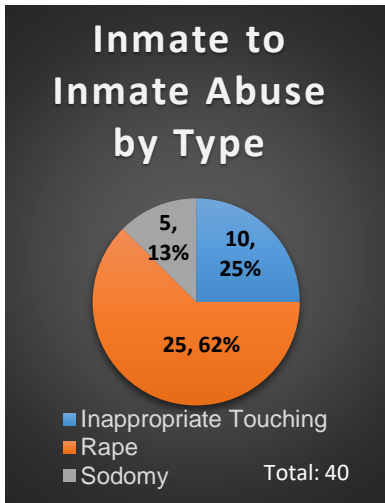
There were two (2) substantiated cases of Staff-to-Inmate Harassment. The employees were disciplined in accordance with GDC disciplinary procedures.

Inmate-to-Inmate Sexual Harassment

In all seven (7) cases of Inmate-to-Inmate Sexual Harassment, housing changes were made where necessary, to ensure the safety of the victim.

Inmate-to-Inmate Sexual Abuse

In all 40 cases of Inmate-to-Inmate abuse, both an administrative and criminal investigation was conducted. Those inmates found guilty of Inmate-to-Inmate abuse were not only subject to administrative disciplinary sanctions, but those whose cases had enough evidence for prosecution were forwarded to the appropriate District Attorney for review.



Sexual activity:

There are 25 substantiated abuse cases that are related to sexual activity. 100% of these have been forwarded to the DA to review for prosecution.

Sodomy:

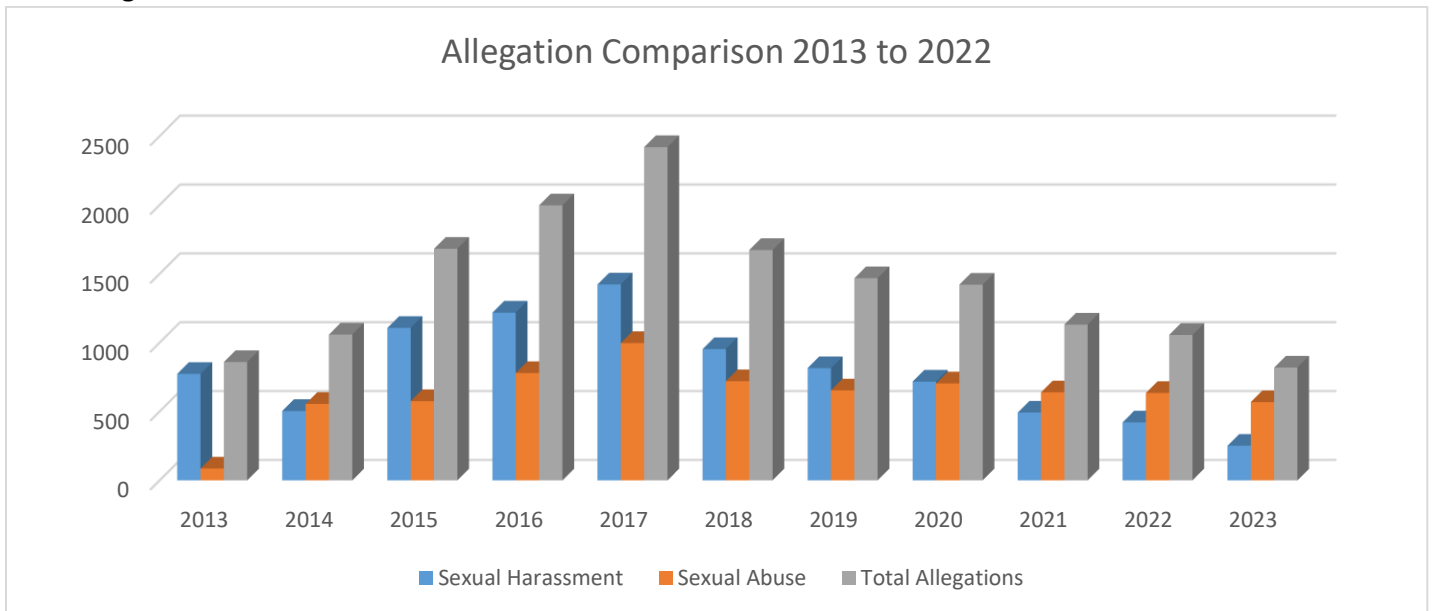
There are 5 substantiated abuse cases that involve sodomy. 100% of these have been forwarded to the DA to review for prosecution.

Inappropriate Touching:

In all 10 inappropriate touching cases, the aggressor was subject to administrative sanctions through the disciplinary process. Offender housing changes were made as necessary to ensure the safety of the victim.

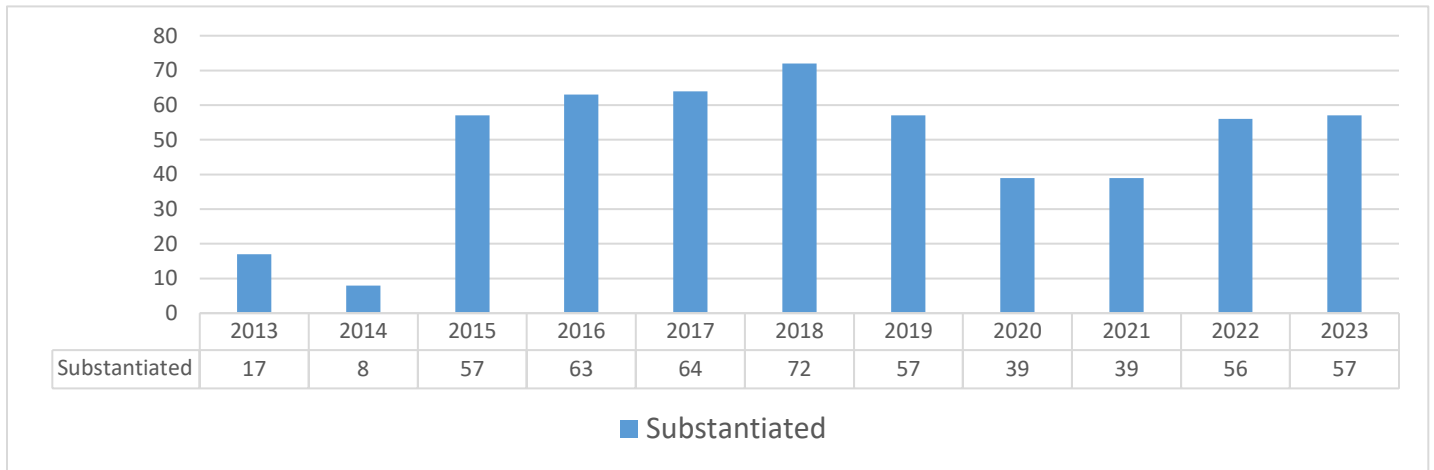
Comparison with Previous Years: 2013 – 2023

Total Allegations Chart



***No audits were conducted in 2013 or 2014**

Substantiated Cases per Year Chart



***No audits were conducted in 2013 or 2014**

Allegations versus Population Chart

YEAR	Allegations		Population Type					
	Reported	Substantiated	SP	PDC	RSAT	TC	Contracted	TOTAL
2013	859	17	38,112	1,965	1,232	2,662	--	43,971
2014	1,059	8	36,497	1,800	1,273	2,648	--	42,218
2015	1,682	57	36,657	1,793	1,635	2,631	--	42,716
2016	1,997	63	36,875	1,517	1,695	2,621	--	42,708
2017	2,421	64	37,539	1,572	1,714	2,609	12,700	56,134
2018	1,671	72	38,103	1,666	1,746	2,553	12,484	56,552
2019	1,468	57	38,201	1,675	1,760	2,522	12,669	56,827
2020	1,421	39	35,982	890	1,230	2,057	11,784	51,943
2021	1,131	39	32,397	829	1,106	1,950	10,539	46,821
2022	1,056	56	32,418	971	1,299	2,134	11,870	48,692
2023	819	57	34,528	1,144	1,411	2,163	11,682	50,928

NOTE: SP= State Prisons; PDC= Probation Detention Centers; RSAT= Residential Substance Treatment Centers; TC= Transitional Centers; and Contracted facilities include both county facilities and private prisons. Population totals are the total daily average for the year. Incident data was not tracked for contracted facilities prior to 2017.

Sexual Abuse Response Team (SART) Training:

2023 marks the 11th year since GDC adopted and implemented PREA standards for our facilities. Through extensive, repetitive SART trainings, staff can better interpret definitions for allegation types, as well as allegation dispositions. Accurate application of allegation definitions leads to better accountability. Additional training in investigative techniques is also allowing more accurate dispositions to be reached.



Site visits and on-site audits:

Site visits and on-site audits have increased the awareness of PREA protocols, to include preventative measures and definition interpretations for allegation types, as well as disposition definitions. Site visits and virtual meetings by members of the PREA Unit allow easy access to central office resources for facility SART members. This makes it possible to receive near-immediate assistance when needed to answer questions regarding investigative concerns or get clarification on matters regarding the Federal PREA Standards or GDC Policy.

Conclusion


The Georgia Department of Corrections enforces a zero-tolerance policy to sexual harassment and sexual abuse. To ensure this policy is implemented in the most efficient manner possible the GDC continues to improve the processes of how PREA allegations are interpreted, reported, and tracked. Investigation training, coupled with our prevention trainings, have greatly assisted our efforts to maintain consistent application of the standards.

Overall, there was a 22% decrease in the number of allegations compared to last year while substantiated cases increased by 2%. The indicators point to the likelihood that the cases that truly involve sexual abuse and sexual harassment are being accurately investigated. Our dedication to constant improvement and continual monitoring will allow the agency to continue to achieve its goal of protecting all offenders from sexual harassment and sexual abuse.




Appendix A – Facility Statistics

Allegation Statistics by Facility – State Prisons

Office of Professional Standards			Reported Allegations					Substantiated					Unsubstantiated					Unfounded					Not PREA					Pending Disposition		
Statewide PREA Coordinator	Grace Atchison		Total	S/I Harassment	S/I Abuse	I/I Harassment	I/I Abuse	Total	Staff/ Inmate Harassment	Staff/ I/M Abuse	Inmate/ Inmate harassment	Inmate/ Inmate Abuse	Total	Staff/ Inmate Harassment	Staff/ I/M Abuse	Inmate/ Inmate harassment	Inmate/ Inmate Abuse	Total	Staff/ Inmate harassment	Staff/ I/M Abuse	Inmate/ Inmate Harassment	Inmate/ Inmate Abuse	Total	Staff/ Inmate harassment	Staff/ I/M Abuse	Inmate/ Inmate Harassment	Inmate/ Inmate Abuse			
PREA COMPSTAT	Year	Month																												
	2023	YTD																												
Security Level/ Type Facility	Facility																													
Special Mission	Arrendale SP	13	0	8	1	4	2	0	0	1	1	4	0	1	0	3	6	0	6	0	0	1	0	1	0	0	0	0	0	0
	ASMP	84	3	19	18	44	3	0	1	0	2	31	1	1	9	20	46	1	17	8	20	4	1	0	1	2	0	0	0	
	GDCP	30	0	0	6	24	3	0	0	0	3	14	0	0	3	11	11	0	0	3	8	2	0	0	0	0	2	0	0	
	SMU	4	2	0	2	0	0	0	0	0	0	2	0	0	2	0	1	1	0	0	0	1	1	0	0	0	0	0	0	0
Close	Baldwin SP	54	8	7	13	26	3	1	0	1	1	37	5	3	10	19	11	1	3	1	6	3	1	1	1	1	0	0	0	
	Hancock SP	18	2	1	3	12	2	0	0	0	2	5	0	1	1	3	11	2	0	2	7	0	0	0	0	0	0	0	0	
	Hays SP	19	3	2	4	10	1	0	1	0	0	8	0	0	0	8	7	1	1	3	2	3	2	0	1	0	0	0	0	
	Macon SP	28	4	4	3	17	3	0	1	0	2	4	0	1	1	2	21	4	2	2	13	0	0	0	0	0	0	0	0	
	Phillips SP	27	0	1	5	21	3	0	0	0	3	15	0	0	3	12	8	0	1	1	6	1	0	0	1	0	0	0	0	
	Smith SP	15	0	1	2	12	1	0	1	0	0	5	0	0	1	4	9	0	0	1	8	0	0	0	0	0	0	0	0	
	Telfair SP	36	2	8	4	22	2	0	1	0	1	25	0	5	2	18	6	1	2	1	2	3	1	0	1	1	1	0	0	
	Valdosta SP	49	3	14	6	26	5	0	0	0	5	24	2	7	3	12	16	0	5	3	8	4	1	2	0	1	0	1	0	
	Ware SP	34	9	5	5	15	3	0	0	0	3	16	3	2	3	8	12	5	2	1	4	3	1	1	1	1	0	0	0	
Medium	Autry SP	8	4	1	2	1	0	0	0	0	0	8	4	1	2	1	0	0	0	0	0	0	0	0	0	0	0	0	0	
	Burruss CTC	3	0	1	0	2	1	0	0	0	1	1	0	0	0	1	1	0	1	0	0	0	0	0	0	0	0	0	0	
	Calhoun SP	14	0	1	10	3	1	0	0	1	0	9	0	1	6	2	0	0	0	0	4	0	0	0	3	1	0	0	0	
	Central SP	39	1	5	7	26	3	0	0	1	2	23	1	1	4	17	9	0	3	0	6	4	0	1	2	1	0	0	0	
	Coastal SP	27	2	3	3	19	0	0	0	0	0	0	0	0	0	0	24	1	3	3	17	3	1	0	0	0	2	0	0	
	Dodge SP	15	1	0	8	6	4	0	0	2	2	5	0	0	2	3	5	1	0	3	1	1	0	0	1	0	0	0	0	
	Dooly SP	38	3	2	8	25	0	0	0	0	0	31	1	1	5	24	5	2	0	3	0	2	0	1	0	1	0	1	0	
	Emanuel WF	6	0	0	5	1	0	0	0	0	0	2	0	0	1	1	2	0	0	2	0	2	0	0	0	2	0	0	0	
	Helms Facility	0	0	0	0	0	0	0	0	0	0	0	0	0	0	0	0	0	0	0	0	0	0	0	0	0	0	0	0	0
	Johnson SP	31	1	3	1	26	0	0	0	0	0	11	0	0	0	11	20	1	3	1	15	0	0	0	0	0	0	0	0	0
	Lee SP	3	1	1	1	0	0	0	0	0	0	0	0	0	0	0	3	1	1	1	0	0	0	0	0	0	0	0	0	0
	Long SP	3	2	0	1	0	0	0	0	0	0	1	0	0	1	0	1	1	0	0	0	1	1	0	0	0	0	0	0	0
	Metro RF	1	0	0	1	0	0	0	0	0	0	0	0	0	0	0	1	0	0	1	0	0	0	0	0	0	0	0	0	0
	Montgomery SP	6	4	1	1	0	0	0	0	0	0	3	2	0	1	0	1	1	0	0	0	2	1	1	0	0	0	0	0	0
	Pulaski SP	6	0	0	2	4	0	0	0	0	0	4	0	0	0	4	0	0	0	0	0	2	0	0	0	2	0	0	0	0
	Rogers SP	24	1	1	9	13	2	0	0	0	2	21	1	1	8	11	0	0	0	0	0	1	0	0	0	1	0	0	0	0
	Rutledge SP	21	2	2	7	10	0	0	0	0	0	14	1	1	4	8	7	1	1	3	2	0	0	0	0	0	0	0	0	0
	Walker SP	0	0	0	0	0	0	0	0	0	0	0	0	0	0	0	0	0	0	0	0	0	0	0	0	0	0	0	0	0
	Washington SP	19	0	1	2	16	2	0	0	0	2	4	0	0	0	4	13	0	1	2	10	0	0	0	0	0	0	0	0	0
	Whitworth Facility	13	0	1	0	12	8	0	1	0	7	1	0	0	0	1	4	0	0	0	4	0	0	0	0	0	0	0	0	0
Wilcox SP	24	0	2	4	18	0	0	0	0	0	3	0	0	0	3	21	0	2	4	15	0	0	0	0	0	0	0	0	0	
Totals for State Prisons:			712	58	95	144	415	52	1	6	6	39	331	21	27	72	211	282	25	54	49	154	47	11	8	17	11	0		

Allegation Statistics by Facility – Contracted Facilities

Office of Professional Standards			Reported Allegations					Substantiated					Unsubstantiated					Unfounded					Not PREA					Pending Disposition							
Statewide PREA Coordinator	Grace Atchison		Total	S/I Harassment	S/I Abuse	I/I Harassment	I/I Abuse	Total	Staff/ Inmate Harassment	Staff/ I/M Abuse	Inmate/ Inmate harassment	Inmate/ Inmate Abuse	Total	Staff/ Inmate Harassment	Staff/ I/M Abuse	Inmate/ Inmate harassment	Inmate/ Inmate Abuse	Total	Staff/ Inmate harassment	Staff/ I/M Abuse	Inmate/ Inmate Harassment	Inmate/ Inmate Abuse	Total	Staff/ Inmate harassment	Staff/ I/M Abuse	Inmate/ Inmate Harassment	Inmate/ Inmate Abuse								
PREA COMPSTAT	Year	Month																																	
	2023	YTD																																	
Security Level/ Type Facility	Facility																																		
Private Prison	Coffee	3	0	1	0	2	0	0	0	0	0	0	0	0	0	0	0	0	3	0	1	0	2	0	0	0	0	0	0	0	0	0	0	0	
	Jenkins	3	1	1	0	1	0	0	0	0	0	0	2	0	1	0	1	1	1	1	0	0	0	0	0	0	0	0	0	0	0	0	0	0	
	Riverbend	5	1	1	0	3	0	0	0	0	0	0	3	1	0	0	2	2	0	1	0	1	0	0	0	0	0	0	0	0	0	0	0	0	
	Wheeler	28	2	2	10	14	3	1	1	1	0	0	12	0	0	7	5	12	1	0	2	9	1	0	1	0	0	0	0	0	0	0	0	0	
County Prison	Athens/Clarke	1	0	1	0	0	0	0	0	0	0	0	0	0	0	0	0	0	0	0	0	0	1	0	1	0	0	0	0	0	0	0	0		
	Bulloch	0	0	0	0	0	0	0	0	0	0	0	0	0	0	0	0	0	0	0	0	0	0	0	0	0	0	0	0	0	0	0	0	0	
	Carroll	2	0	1	1	0	0	0	0	0	0	0	0	0	0	0	0	0	1	0	1	0	0	1	0	0	1	0	0	0	0	0	0	0	
	Clayton	0	0	0	0	0	0	0	0	0	0	0	0	0	0	0	0	0	0	0	0	0	0	0	0	0	0	0	0	0	0	0	0	0	
	Colquitt	1	0	1	0	0	0	0	0	0	0	0	0	0	0	0	0	0	1	0	1	0	0	0	0	0	0	0	0	0	0	0	0	0	
	Coweta	0	0	0	0	0	0	0	0	0	0	0	0	0	0	0	0	0	0	0	0	0	0	0	0	0	0	0	0	0	0	0	0	0	
	Decatur	1	1	0	0	0	0	0	0	0	0	0	0	0	0	0	0	0	0	0	0	0	0	1	1	0	0	0	0	0	0	0	0	0	
	Effingham	1	0	1	0	0	0	0	0	0	0	0	0	0	0	0	0	0	1	0	1	0	0	0	0	0	0	0	0	0	0	0	0	0	
	Floyd	1	0	1	0	0	1	0	1	0	0	0	0	0	0	0	0	0	0	0	0	0	0	0	0	0	0	0	0	0	0	0	0	0	
	Gwinnett	14	6	7	0	1	0	0	0	0	0	0	0	0	0	0	0	0	12	5	6	0	1	2	1	1	0	0	0	0	0	0	0	0	0
	Hall	0	0	0	0	0	0	0	0	0	0	0	0	0	0	0	0	0	0	0	0	0	0	0	0	0	0	0	0	0	0	0	0	0	0
	Harris	0	0	0	0	0	0	0	0	0	0	0	0	0	0	0	0	0	0	0	0	0	0	0	0	0	0	0	0	0	0	0	0	0	0
	Jackson	1	0	1	0	0	0	0	0	0	0	0	0	0	0	0	0	0	0	0	0	0	0	1	0	1	0	0	0	0	0	0	0	0	0
	Jefferson	0	0	0	0	0	0	0	0	0	0	0	0	0	0	0	0	0	0	0	0	0	0	0	0	0	0	0	0	0	0	0	0	0	0
	Mitchell	1	1	0	0	0	0	0	0	0	0	0	1	1	0	0	0	0	0	0	0	0	0	0	0	0	0	0	0	0	0	0	0	0	0
	Muscogee	2	1	0	0	1	0	0	0	0	0	0	1	0	0	0	1	0	0	0	0	0	0	1	1	0	0	0	0	0	0	0	0	0	0
	Richmond	1	0	0	0	1	0	0	0	0	0	0	0	0	0	0	0	0	1	0	0	0	1	0	0	0	0	0	0	0	0	0	0	0	0
	Screven	1	0	1	0	0	0	0	0	0	0	0	0	0	0	0	0	0	1	0	1	0	0	0	0	0	0	0	0	0	0	0	0	0	0
Spalding	1	0	0	1	0	0	0	0	0	0	0	0	0	0	0	0	0	1	0	0	1	0	0	0	0	0	0	0	0	0	0	0	0	0	
Sumter	2	1	0	0	1	0	0	0	0	0	0	0	0	0	0	0	0	2	1	0	0	1	0	0	0	0	0	0	0	0	0	0	0	0	
Terrell	0	0	0	0	0	0	0	0	0	0	0	0	0	0	0	0	0	0	0	0	0	0	0	0	0	0	0	0	0	0	0	0	0	0	
Totals for Private and County Prisons:			69	14	19	12	24	4	1	2	1	0	19	2	1	7	9	38	8	12	3	15	8	3	4	1	0	0	0	0	0	0	0		



Appendix B – PREA Focused Initiatives

Audits:

GDC continues to maintain compliance in accordance with § 115.401 *Frequency and Scope of Audits*, by contracting with a Federal PREA Auditor to audit all facilities in a 3-year cycle. Each year, one-third of GDC facilities with similar missions are audited.

2nd Cycle, Year 3: The third year of cycle two audits began on August 20, 2018. Federal PREA Audits were conducted for 10/34 state prisons, 4/14 state operated transitional centers (TC's) and 3/13 community confinement facilities (PDCs). Year 3 ended August 19, 2019, and resulted in certification of full compliance with the PREA Standards.

NOTE: For Cycle 2, Years 1 and 2 we had 33 state prisons. A 34th state prison was opened in Cycle 2, Year 3.

3rd Cycle, Year 1: The first year of cycle 3 audits began on August 20, 2019. Federal PREA Audits were conducted for 11/34 state prisons, 3/14 state operated TCs and 4/13 community confinement facilities (PDCs). Year 1 ended August 19, 2020, and resulted in the GDC operating under an assurance of compliance with the PREA Standards. The GDC was not listed as certified because we were unable to audit six (6) of our facilities due to COVID-19 restrictions. These six facilities, 5/35 state prisons, and 1/13 community confinement facilities (PDCs), were audited after COVID-19 restrictions were lifted. Since that time the GDC has been operating as certified in full compliance with the PREA Standards.

3rd Cycle, Year 2: The second year of cycle 3 audits began August 20, 2020. The facilities that could not be audited during COVID-19 restrictions were audited during this audit year.

NOTE: For Cycle 3, Year 2 a private TC and a state-operated TC was closed.

3rd Cycle, Year 3: The third year of cycle 3 audits began August 20, 2021. Federal PREA Audits will be conducted for 11/35 state prisons, 4/11 state operated TCs and 5/15 community confinement facilities (PDCs).

4th Cycle, Year 1: The first year of cycle 4 audits began August 20, 2022. Federal PREA Audits will be conducted for 10/35 state prisons, 2/11 state operated TCs, 4/15 community confinement facilities (PDCs), and 2/25 Contracted facilities.

4th Cycle, Year 2: The second year of cycle 4 audits began August 20, 2023. Federal PREA Audits will be conducted for 10/34 state prisons, 3/11 state operated TCs, 4/14 community confinement facilities (PDCs), and 4/25 Contracted facilities.

Appendix C – Physical Plant Improvements

Physical Plant Improvements:

In accordance with PREA Standard 115.18 the following facilities have made improvements, which will enhance their ability to prevent, detect, or deter sexual abuse:

State Prisons (SP):

Dodge SP – Completed installing Improved camera system and installed additional mirrors to reduce blind spots.

Georgia Diagnostic and Classification Prison (GDGP) – Camera system upgraded throughout facility.

Montgomery SP – Corner mirrors were installed to reduce blind spots.

Walker SP – Additional cameras were added to help reduce blind spots and increase visibility.

County Prisons (CI):

Coweta CI – Changed to more advanced camera system throughout facility.

Hall CI – Camera upgrades and additions were made throughout the facility.

Centers:

Paulding RSAT – Repaired cameras that were previously inoperable.

Transitional Centers (TC's):

Phillips TC – Mirrors were installed in blind spots in all dorms and other locations around, and within the facility.

Appendix D – Corrective Actions Taken/Recommendations

Auditor Recommendations:

In calendar year 2023 15 audits were conducted at state facilities. Thirteen (13) of the facilities audited in accordance with PREA Standard 115.88 had recommendations for improvement. The following facilities made improvements in conjunction with the Federal PREA Audit recommendations:

State Prisons (SP)

Arrendale SP- 115.13 - Due to staffing challenges, facility staffing plans needed to be adjusted and more thorough documentation regarding deviations from staffing plan were implemented.

Helms Facility - 115.41 – 24-hour risk screening and 30-day risk screening assessments were provided for a 90-day period to show improvement in the facilitation of these risk screenings.

Lee SP - 115.13 - Due to staffing challenges, facility staffing plans needed to be adjusted and more thorough documentation regarding deviations from staffing plan were implemented. 115.41 – 24-hour risk screening and 30-day risk screening assessments were provided for a 90-day period to show improvement in the facilitation of these risk screenings.

Phillips SP/TC - 115.13 - Due to staffing challenges, facility staffing plans needed to be adjusted and more thorough documentation regarding deviations from staffing plan were implemented.

Walker SP/Northwest RSAT - 115.13 - Due to staffing challenges, facility staffing plans needed to be adjusted and more thorough documentation regarding deviations from staffing plan were implemented. 115.81- New mental health referral forms are being used to document such referrals in a more consistent manner.

Ware SP - 115.13 - Due to staffing challenges, facility staffing plans needed to be adjusted and more thorough documentation regarding deviations from staffing plan were implemented.

Washington SP - 115.13 - Due to staffing challenges, facility staffing plans needed to be adjusted and more thorough documentation regarding deviations from staffing plan were implemented. 115.41 – 24-hour risk screening and 30-day risk screening assessments were provided for a 90-day period to show improvement in the facilitation of these risk screenings. 115.21 – A facility Victim Advocate was trained to mitigate the lack of an MOU with an outside victim advocate.

Wilcox SP - 115.13 - Due to staffing challenges, facility staffing plans needed to be adjusted and more thorough documentation regarding deviations from staffing plan were implemented. 115.81- New mental health referral forms are being used to document such referrals in a more consistent manner. 115.41 – 24-hour risk screening and 30-day risk

Transitional Centers (TC)

Clayton TC - 115.13 - Due to staffing challenges, facility staffing plans needed to be adjusted and more thorough documentation regarding deviations from staffing plan were implemented.

Probation Detention Centers (PDC)

Bleckley PDC - 115.81- New mental health referral forms are being used to document such referrals in a more consistent manner. 115.41 – 24-hour risk screening and 30-day risk screening assessments were provided for a 90-day period to show improvement in the facilitation of these risk screenings.

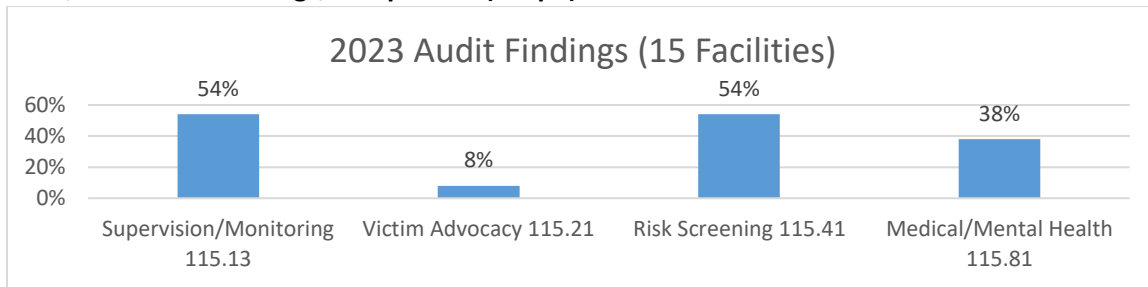
McEver PDC - 115.41 – 24-hour risk screening and 30-day risk screening assessments were provided for a 90-day period to show improvement in the facilitation of these risk screenings.

Treutlen PDC - 115.81- New mental health referral forms are being used to document such referrals in a more consistent manner.

Residential Substance Abuse Treatment Centers (RSAT’s)

Appling ITF - 115.81- New mental health referral forms are being used to document such referrals in a more consistent manner. 115.41 – Contingency plan developed to conduct risk screening in a timely manner if a counselor is out.

2022/2023 Audit Findings/Comparison (Graph)



The graph above shows the most common audit findings and the percentage of the facilities receiving those findings. The number after the description at the bottom indicates the related PREA Standard number for that audit finding. The graph for 2022 is included below for comparison purposes.

