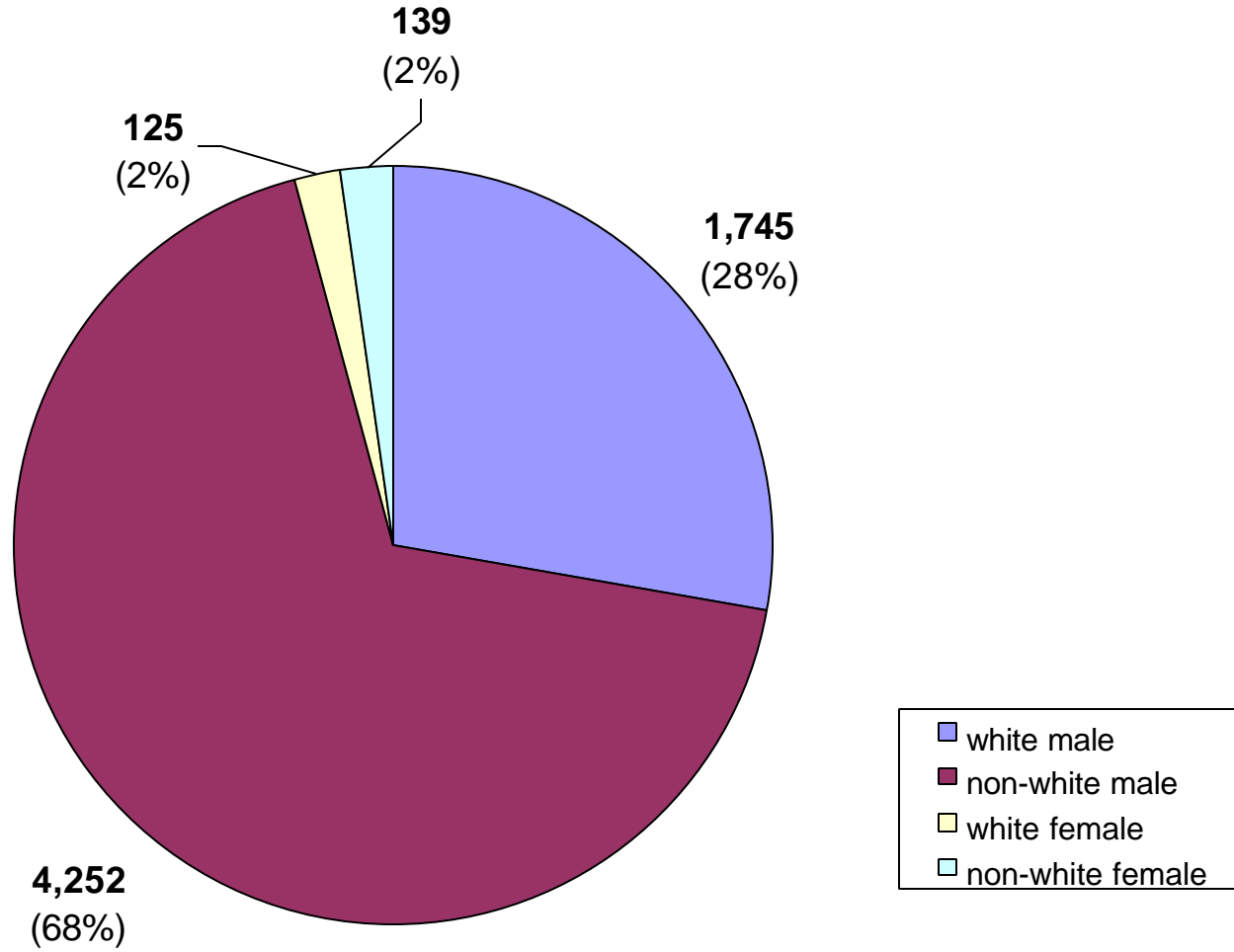
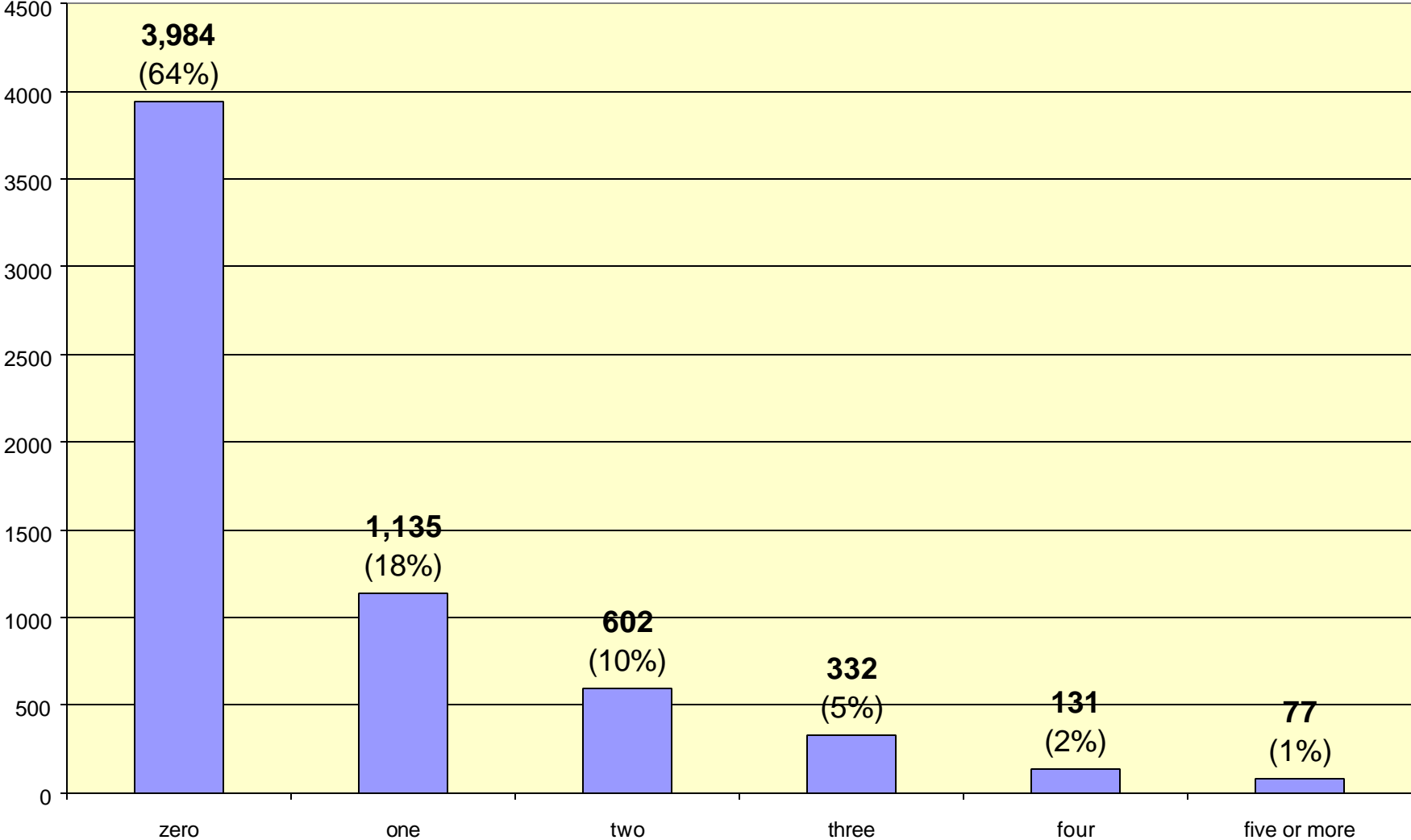


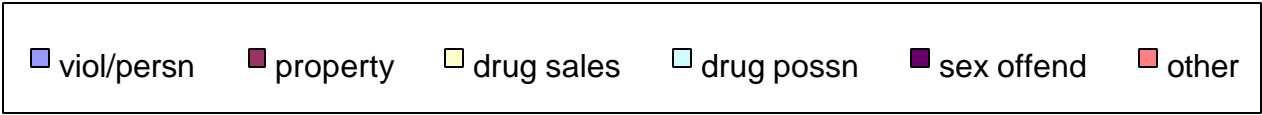
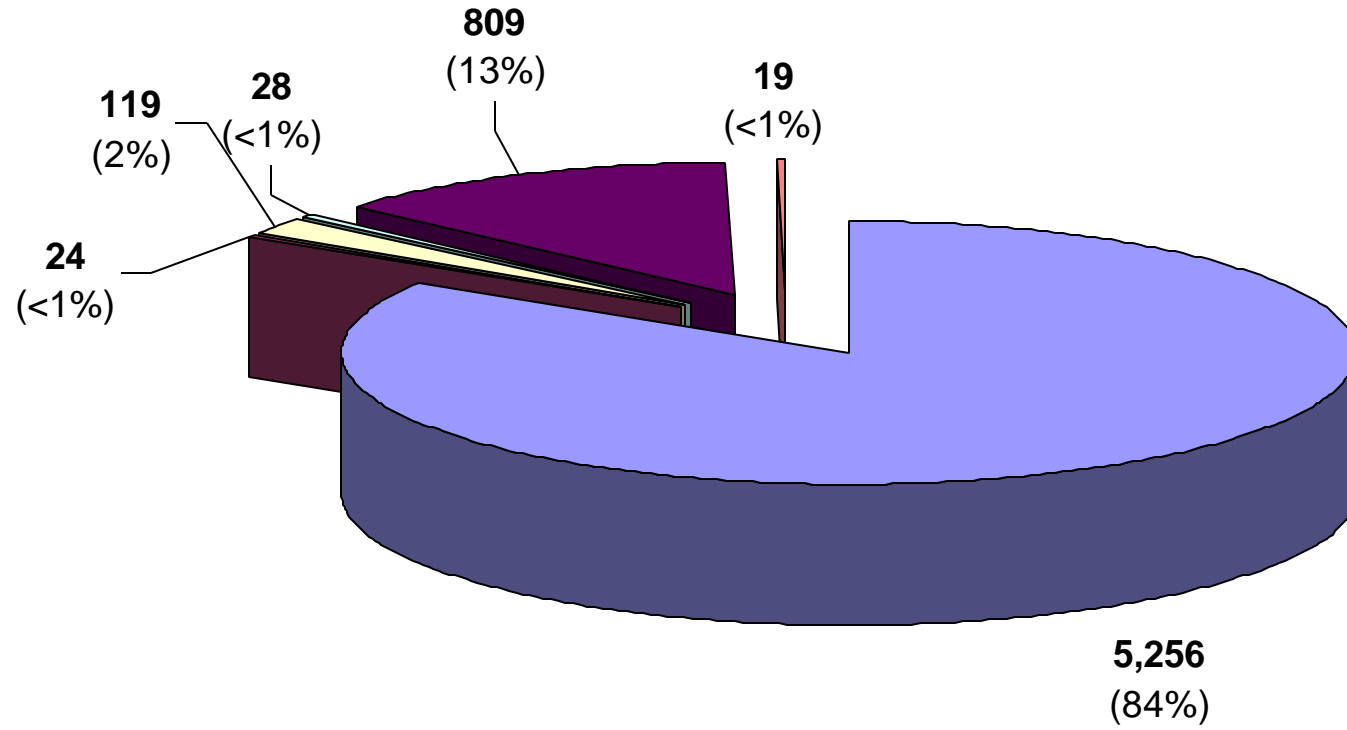
Active Inmates Serving Life by Race & Gender



Prior Incarcerations By Active Inmates Serving Life



Crime Types of Active Inmates Serving Life Sentences



Inmate statistical profile

TABLE OF CONTENTS FOR ACTIVE PRISONERS SERVING LIFE EXCLUDING JAIL

| Title | PAGE |
|--|------|
| RACE AND SEX..... | 2 |
| Culture Fair IQ Scores..... | 3 |
| Self-Rpt Socioeconomic Class..... | 4 |
| Self-Rpt Environment To Age 16..... | 5 |
| Self-Rpt Education Level..... | 6 |
| Functional Reading Level (WRAT Scores).. | 7 |
| Functional Math Level (WRAT Scores).... | 8 |
| Functional Spelling Level (WRAT Scores). | 9 |
| Self-Rpt Guardian Status To Age 16..... | 10 |
| Self-Rpt Employment Status Before Prison | 11 |
| Self-Rpt Marital Status At Admission.... | 12 |
| Self-Rpt Number Of Children At Admission | 13 |
| Self-Rpt Religious Affiliation..... | 14 |
| Self-Rpt Family Behavior Patterns *.... | 15 |
| Inmate Diagnostic Behavior Problem *.... | 16 |
| Physical Profile (General Condition).... | 17 |
| Security Status..... | 18 |
| Number Of Sentences..... | 19 |
| Number Of Disciplinarys..... | 20 |
| Number Of Escapes..... | 21 |
| Number Of Prior Georgia Incarcerations * | 22 |
| Number Of Transfers..... | 23 |
| County Of Conviction..... | 24 |
| Circ Of Conviction..... | 29 |
| Home County..... | 31 |
| Prison Sentence In Years..... | 36 |
| Probation To Follow Prison..... | 37 |
| Admission Type..... | 38 |
| Release Type..... | 39 |
| Inst By Group..... | 40 |
| Institution..... | 41 |
| Misdemeanors And Felonies..... | 43 |
| Crimes By Group..... | 44 |
| Most Serious Offense..... | 45 |
| Most Serious Crime Type..... | 47 |

Inmate statistical profile

Sample: ACTIVE PRISONERS SERVING LIFE EXCLUDING JAIL
Active inmates 03/22/2004

Requestor: Statistics

RACE AND SEX by current age & sex

| RACE AND SEX | M E N | | | | | | | | W O M E N | | | | | | | | Grand Total % |
|------------------|----------------|----------------|----------------|----------------|----------|--|----------------|----------------|----------------|----------------|---------|----------|---------|--|--|--|------------------|
| | Age 00-21 % | Age 22-39 % | Age 40-54 % | Age 55-99 % | Men | | Age 00-21 % | Age 22-39 % | Age 40-54 % | Age 55-99 % | Women | | | | | | |
| WHITE MALE | 23 20 | 630 22 | 789 33 | 303 49 | 1745 29 | | 0 0 | 0 0 | 0 0 | 0 0 | 0 0 | 0 0 | 1745 28 | | | | |
| NON WHITE MALE | 91 80 | 2239 78 | 1605 67 | 317 51 | 4252 71 | | 0 0 | 0 0 | 0 0 | 0 0 | 0 0 | 0 0 | 4252 68 | | | | |
| WHITE FEMALE | 0 0 | 0 0 | 0 0 | 0 0 | 0 0 | | 2 29 | 52 40 | 52 53 | 19 66 | 125 47 | 125 2 | | | | | |
| NON WHITE FEMALE | 0 0 | 0 0 | 0 0 | 0 0 | 0 0 | | 5 71 | 78 60 | 46 47 | 10 34 | 139 53 | 139 2 | | | | | |
| Total reported | 114 100 | 2869 100 | 2394 100 | 620 100 | 5997 100 | | 7 100 | 130 100 | 98 100 | 29 100 | 264 100 | 6261 100 | | | | | |
| Percent reported | 100.0 | 100.0 | 100.0 | 100.0 | 100.0 | | 100.0 | 100.0 | 100.0 | 100.0 | 100.0 | 100.0 | | | | | |
| NOT REPORTED | 0 | 0 | 0 | 0 | 0 | | 0 | 0 | 0 | 0 | 0 | 0 | | | | | |
| Total | 114 | 2869 | 2394 | 620 | 5997 | | 7 | 130 | 98 | 29 | 264 | 6261 | | | | | |
| AVERAGE AGE | 20.11 | 31.24 | 46.06 | 60.47 | 39.97 | | 19.71 | 30.86 | 46.19 | 62.10 | 39.69 | 39.95 | | | | | |

Inmate statistical profile

Sample: ACTIVE PRISONERS SERVING LIFE EXCLUDING JAIL
Active inmates 03/22/2004

Requestor: Statistics

Culture Fair IQ Scores by current age & sex

| IQ Score | M E N | | | | | W O M E N | | | | | Grand Total % |
|------------------|-------------|-------------|-------------|-------------|-------------|-------------|-------------|-------------|-------------|---------------|---------------|
| | Age 00-21 % | Age 22-39 % | Age 40-54 % | Age 55-99 % | Men Total % | Age 00-21 % | Age 22-39 % | Age 40-54 % | Age 55-99 % | Women Total % | |
| LESS THAN 70 | 3 3 | 71 3 | 162 7 | 55 10 | 291 5 | 0 0 | 9 7 | 11 11 | 5 21 | 25 10 | 316 5 |
| 70 AND UP | 93 97 | 2652 97 | 2064 93 | 508 90 | 5317 95 | 7 100 | 117 93 | 85 89 | 19 79 | 228 90 | 5545 95 |
| Total reported | 96 100 | 2723 100 | 2226 100 | 563 100 | 5608 100 | 7 100 | 126 100 | 96 100 | 24 100 | 253 100 | 5861 100 |
| Percent reported | 84.2 | 94.9 | 93.0 | 90.8 | 93.5 | 100.0 | 96.9 | 98.0 | 82.8 | 95.8 | 93.6 |
| NOT REPORTED | 18 | 146 | 168 | 57 | 389 | 0 | 4 | 2 | 5 | 11 | 400 |
| Total | 114 | 2869 | 2394 | 620 | 5997 | 7 | 130 | 98 | 29 | 264 | 6261 |
| AVERAGE IQ | 98.58 | 101.33 | 97.77 | 94.96 | 99.23 | 104.57 | 96.62 | 90.44 | 84.21 | 93.32 | 98.97 |

Inmate statistical profile

Sample: ACTIVE PRISONERS SERVING LIFE EXCLUDING JAIL
Active inmates 03/22/2004

Requestor: Statistics

Self-Rpt Socioeconomic Class by current age & sex

| Socioeconomic Class | Age | | Age | | M E N | | | | Age | | Age | | W O M E N | | | | Women | | Grand | | | |
|---------------------|-------|-----|-------|-----|-------|-----|-------|-----|-------|-----|-------|-----|-----------|-----|-------|-----|-------|-----|-------|-----|-------|-----|
| | 00-21 | % | 22-39 | % | 40-54 | % | 55-99 | % | Total | % | 00-21 | % | 22-39 | % | 40-54 | % | 55-99 | % | Total | % | Total | % |
| WELFARE | 11 | 11 | 293 | 11 | 244 | 11 | 35 | 6 | 583 | 10 | 1 | 14 | 21 | 16 | 7 | 7 | 0 | 0 | 29 | 11 | 612 | 10 |
| OCC EMPLOY | 4 | 4 | 180 | 7 | 71 | 3 | 14 | 2 | 269 | 5 | 0 | 0 | 2 | 2 | 1 | 1 | 1 | 4 | 4 | 2 | 273 | 5 |
| MINIMUM STD | 47 | 47 | 1073 | 39 | 954 | 41 | 313 | 53 | 2387 | 41 | 2 | 29 | 42 | 33 | 26 | 27 | 14 | 54 | 84 | 33 | 2471 | 41 |
| MIDDLE | 36 | 36 | 1187 | 43 | 1031 | 45 | 229 | 38 | 2483 | 43 | 4 | 57 | 64 | 50 | 58 | 60 | 11 | 42 | 137 | 53 | 2620 | 44 |
| OTHER | 3 | 3 | 24 | 1 | 9 | 0 | 4 | 1 | 40 | 1 | 0 | 0 | 0 | 0 | 4 | 4 | 0 | 0 | 4 | 2 | 44 | 1 |
| Total reported | 101 | 100 | 2757 | 100 | 2309 | 100 | 595 | 100 | 5762 | 100 | 7 | 100 | 129 | 100 | 96 | 100 | 26 | 100 | 258 | 100 | 6020 | 100 |
| Percent reported | 88.6 | | 96.1 | | 96.4 | | 96.0 | | 96.1 | | 100.0 | | 99.2 | | 98.0 | | 89.7 | | 97.7 | | 96.2 | |
| NOT RPTD | 13 | | 112 | | 85 | | 25 | | 235 | | 0 | | 1 | | 2 | | 3 | | 6 | | 241 | |
| Total | 114 | | 2869 | | 2394 | | 620 | | 5997 | | 7 | | 130 | | 98 | | 29 | | 264 | | 6261 | |

Inmate statistical profile

Sample: ACTIVE PRISONERS SERVING LIFE EXCLUDING JAIL
Active inmates 03/22/2004

Requestor: Statistics

Self-Rpt Environment To Age 16 by current age & sex

| Environment | M E N | | | | | | | | W O M E N | | | | | | | | Grand Total % |
|------------------|----------------|----------------|----------------|----------------|----------|--|----------------|----------------|----------------|----------------|---------|----------|--|--|--|--|------------------|
| | Age 00-21 % | Age 22-39 % | Age 40-54 % | Age 55-99 % | Men | | Age 00-21 % | Age 22-39 % | Age 40-54 % | Age 55-99 % | Women | | | | | | |
| RURAL/FARM | 3 3 | 91 3 | 155 7 | 108 18 | 357 6 | | 0 0 | 7 5 | 5 5 | 4 16 | 16 6 | 373 6 | | | | | |
| RURAL/NFARM | 1 1 | 148 5 | 190 8 | 56 9 | 395 7 | | 2 29 | 12 9 | 6 6 | 0 0 | 20 8 | 415 7 | | | | | |
| S.M.S.A | 46 45 | 1183 42 | 851 37 | 175 29 | 2255 39 | | 1 14 | 24 19 | 22 23 | 6 24 | 53 21 | 2308 38 | | | | | |
| URBAN | 24 24 | 546 19 | 442 19 | 83 14 | 1095 19 | | 1 14 | 45 35 | 26 27 | 4 16 | 76 29 | 1171 19 | | | | | |
| SMALL TOWN | 28 27 | 834 30 | 667 29 | 180 30 | 1709 29 | | 3 43 | 41 32 | 36 37 | 11 44 | 91 35 | 1800 30 | | | | | |
| OTHER | 0 0 | 15 1 | 13 1 | 1 0 | 29 0 | | 0 0 | 0 0 | 2 2 | 0 0 | 2 1 | 31 1 | | | | | |
| Total reported | 102 100 | 2817 100 | 2318 100 | 603 100 | 5840 100 | | 7 100 | 129 100 | 97 100 | 25 100 | 258 100 | 6098 100 | | | | | |
| Percent reported | 89.5 | 98.2 | 96.8 | 97.3 | 97.4 | | 100.0 | 99.2 | 99.0 | 86.2 | 97.7 | 97.4 | | | | | |
| NOT RPTD | 12 | 52 | 76 | 17 | 157 | | 0 | 1 | 1 | 4 | 6 | 163 | | | | | |
| Total | 114 | 2869 | 2394 | 620 | 5997 | | 7 | 130 | 98 | 29 | 264 | 6261 | | | | | |

Inmate statistical profile

Sample: ACTIVE PRISONERS SERVING LIFE EXCLUDING JAIL
Active inmates 03/22/2004

Requestor: Statistics

Self-Rpt Education Level by current age & sex

| Education Level | M E N | | | | | | | | W O M E N | | | | | | | | Grand | | | | | |
|---------------------|-------|-----|-------|-----|-------|-----|-------|-----|-----------|-----|-------|-----|-------|-------|-------|-----|-------|-----|-------|-----|-------|-----|
| | Age | Age | Age | Age | Men | Age | Age | Men | Age | Age | Age | Age | Women | Women | Total | % | | | | | | |
| | 00-21 | % | 22-39 | % | 40-54 | % | 55-99 | % | 00-21 | % | 22-39 | % | 40-54 | % | 55-99 | % | Total | % | | | | |
| LESS THAN GRADE 7 | 2 | 2 | 57 | 2 | 86 | 4 | 98 | 16 | 243 | 4 | 0 | 0 | 3 | 2 | 3 | 3 | 5 | 18 | 11 | 4 | 254 | 4 |
| GRADE 7 | 2 | 2 | 84 | 3 | 66 | 3 | 39 | 6 | 191 | 3 | 0 | 0 | 5 | 4 | 4 | 4 | 2 | 7 | 11 | 4 | 202 | 3 |
| GRADE 8 | 24 | 24 | 294 | 10 | 198 | 8 | 66 | 11 | 582 | 10 | 1 | 14 | 17 | 13 | 8 | 8 | 2 | 7 | 28 | 11 | 610 | 10 |
| GRADE 9 | 27 | 26 | 472 | 17 | 298 | 13 | 47 | 8 | 844 | 14 | 4 | 57 | 17 | 13 | 5 | 5 | 1 | 4 | 27 | 10 | 871 | 14 |
| GRADE 10 | 20 | 20 | 600 | 21 | 340 | 14 | 71 | 12 | 1031 | 18 | 2 | 29 | 24 | 19 | 12 | 13 | 5 | 18 | 43 | 17 | 1074 | 17 |
| GRADE 11 | 24 | 24 | 569 | 20 | 285 | 12 | 45 | 7 | 923 | 16 | 0 | 0 | 19 | 15 | 6 | 6 | 1 | 4 | 26 | 10 | 949 | 15 |
| GRADE 12 | 0 | 0 | 537 | 19 | 784 | 33 | 162 | 27 | 1483 | 25 | 0 | 0 | 22 | 17 | 33 | 34 | 8 | 29 | 63 | 24 | 1546 | 25 |
| MORE THAN GRADE 12 | 3 | 3 | 217 | 8 | 290 | 12 | 81 | 13 | 591 | 10 | 0 | 0 | 21 | 16 | 25 | 26 | 4 | 14 | 50 | 19 | 641 | 10 |
| Total reported | 102 | 100 | 2830 | 100 | 2347 | 100 | 609 | 100 | 5888 | 100 | 7 | 100 | 128 | 100 | 96 | 100 | 28 | 100 | 259 | 100 | 6147 | 100 |
| Percent reported | 89.5 | | 98.6 | | 98.0 | | 98.2 | | 98.2 | | 100.0 | | 98.5 | | 98.0 | | 96.6 | | 98.1 | | 98.2 | |
| NOT REPORTED | 12 | | 39 | | 47 | | 11 | | 109 | | 0 | | 2 | | 2 | | 1 | | 5 | | 114 | |
| Total | 114 | | 2869 | | 2394 | | 620 | | 5997 | | 7 | | 130 | | 98 | | 29 | | 264 | | 6261 | |
| AVG EDUCATION LEVEL | 9.63 | | 10.72 | | 11.35 | | 10.16 | | 10.90 | | 9.14 | | 11.55 | | 12.51 | | 10.61 | | 11.74 | | 10.93 | |

* NOTE: THE FIELD LABELED "LESS THAN GRADE 7" WAS CORRECTED IN MARCH 1989: MISSING DATA FOR INMATES STILL IN DIAGNOSTICS NOW HAS BEEN REMOVED FROM THIS FIELD AND IDENTIFIED AS "NOT REPORTED" INFORMATION.

Inmate statistical profile

Sample: ACTIVE PRISONERS SERVING LIFE EXCLUDING JAIL
Active inmates 03/22/2004

Requestor: Statistics

Functional Reading Level (WRAT Scores) by current age & sex

| WRAT Reading Score | M E N | | | | | | | | W O M E N | | | | | | | | Grand Total % | | | | | |
|--------------------|-----------|-----|-----------|-----|-----------|-----|-----------|-----|-----------|-----|-----------|-----|-----------|-----|-----------|-----|---------------|-----------|------|-------------|------|-----|
| | Age 00-21 | | Age 22-39 | | Age 40-54 | | Age 55-99 | | Men Total | | Age 00-21 | | Age 22-39 | | Age 40-54 | | | Age 55-99 | | Women Total | | |
| LESS THAN GRADE 6 | 38 | 40 | 954 | 35 | 950 | 44 | 245 | 46 | 2187 | 40 | 2 | 29 | 39 | 31 | 27 | 29 | 11 | 44 | 79 | 31 | 2266 | 39 |
| 6TH THRU 8TH GRADE | 18 | 19 | 642 | 24 | 472 | 22 | 105 | 20 | 1237 | 23 | 2 | 29 | 26 | 21 | 20 | 21 | 6 | 24 | 54 | 21 | 1291 | 22 |
| GRADE 9 | 9 | 9 | 221 | 8 | 156 | 7 | 34 | 6 | 420 | 8 | 0 | 0 | 4 | 3 | 6 | 6 | 1 | 4 | 11 | 4 | 431 | 7 |
| GRADE 10 | 3 | 3 | 131 | 5 | 77 | 4 | 23 | 4 | 234 | 4 | 0 | 0 | 6 | 5 | 7 | 7 | 1 | 4 | 14 | 6 | 248 | 4 |
| GRADE 11 | 7 | 7 | 124 | 5 | 98 | 5 | 15 | 3 | 244 | 4 | 0 | 0 | 5 | 4 | 3 | 3 | 2 | 8 | 10 | 4 | 254 | 4 |
| GRADE 12 | 15 | 16 | 507 | 19 | 341 | 16 | 99 | 19 | 962 | 18 | 1 | 14 | 10 | 8 | 5 | 5 | 1 | 4 | 17 | 7 | 979 | 17 |
| MORE THAN GRADE 12 | 6 | 6 | 149 | 5 | 46 | 2 | 10 | 2 | 211 | 4 | 2 | 29 | 36 | 29 | 26 | 28 | 3 | 12 | 67 | 27 | 278 | 5 |
| Total reported | 96 | 100 | 2728 | 100 | 2140 | 100 | 531 | 100 | 5495 | 100 | 7 | 100 | 126 | 100 | 94 | 100 | 25 | 100 | 252 | 100 | 5747 | 100 |
| Percent reported | 84.2 | | 95.1 | | 89.4 | | 85.6 | | 91.6 | | 100.0 | | 96.9 | | 95.9 | | 86.2 | | 95.5 | | 91.8 | |
| NOT REPORTED | 18 | | 141 | | 254 | | 89 | | 502 | | 0 | | 4 | | 4 | | 4 | | 12 | | 514 | |
| Total | 114 | | 2869 | | 2394 | | 620 | | 5997 | | 7 | | 130 | | 98 | | 29 | | 264 | | 6261 | |
| AVG READING SCORE | 7.78 | | 8.00 | | 7.15 | | 7.08 | | 7.57 | | 9.19 | | 8.73 | | 8.62 | | 7.04 | | 8.54 | | 7.62 | |

Inmate statistical profile

Sample: ACTIVE PRISONERS SERVING LIFE EXCLUDING JAIL
Active inmates 03/22/2004

Requestor: Statistics

Functional Math Level (WRAT Scores) by current age & sex

| WRAT Math Score | M E N | | | | | | | | W O M E N | | | | | | | | Grand Total % | | | | | |
|--------------------|-----------|-----|-----------|-----|-----------|-----|-----------|-----|-----------|-----|-----------|-----|-----------|-----|-----------|-----|---------------|-----------|------|-------------|------|-----|
| | Age 00-21 | | Age 22-39 | | Age 40-54 | | Age 55-99 | | Men Total | | Age 00-21 | | Age 22-39 | | Age 40-54 | | | Age 55-99 | | Women Total | | |
| LESS THAN GRADE 6 | 39 | 41 | 762 | 28 | 889 | 41 | 245 | 46 | 1935 | 35 | 2 | 29 | 36 | 29 | 39 | 41 | 12 | 48 | 89 | 35 | 2024 | 35 |
| 6TH THRU 8TH GRADE | 44 | 46 | 1398 | 51 | 844 | 39 | 159 | 30 | 2445 | 44 | 4 | 57 | 61 | 48 | 30 | 32 | 9 | 36 | 104 | 41 | 2549 | 44 |
| GRADE 9 | 7 | 7 | 228 | 8 | 153 | 7 | 36 | 7 | 424 | 8 | 1 | 14 | 15 | 12 | 8 | 8 | 2 | 8 | 26 | 10 | 450 | 8 |
| GRADE 10 | 3 | 3 | 139 | 5 | 116 | 5 | 31 | 6 | 289 | 5 | 0 | 0 | 6 | 5 | 7 | 7 | 1 | 4 | 14 | 6 | 303 | 5 |
| GRADE 11 | 2 | 2 | 89 | 3 | 61 | 3 | 23 | 4 | 175 | 3 | 0 | 0 | 1 | 1 | 3 | 3 | 0 | 0 | 4 | 2 | 179 | 3 |
| GRADE 12 | 1 | 1 | 92 | 3 | 77 | 4 | 35 | 7 | 205 | 4 | 0 | 0 | 2 | 2 | 3 | 3 | 0 | 0 | 5 | 2 | 210 | 4 |
| MORE THAN GRADE 12 | 0 | 0 | 22 | 1 | 5 | 0 | 3 | 1 | 30 | 1 | 0 | 0 | 5 | 4 | 5 | 5 | 1 | 4 | 11 | 4 | 41 | 1 |
| Total reported | 96 | 100 | 2730 | 100 | 2145 | 100 | 532 | 100 | 5503 | 100 | 7 | 100 | 126 | 100 | 95 | 100 | 25 | 100 | 253 | 100 | 5756 | 100 |
| Percent reported | 84.2 | | 95.2 | | 89.6 | | 85.8 | | 91.8 | | 100.0 | | 96.9 | | 96.9 | | 86.2 | | 95.8 | | 91.9 | |
| NOT REPORTED | 18 | | 139 | | 249 | | 88 | | 494 | | 0 | | 4 | | 3 | | 4 | | 11 | | 505 | |
| Total | 114 | | 2869 | | 2394 | | 620 | | 5997 | | 7 | | 130 | | 98 | | 29 | | 264 | | 6261 | |
| AVG MATH SCORE | 6.56 | | 7.19 | | 6.67 | | 6.63 | | 6.92 | | 7.13 | | 7.26 | | 7.18 | | 5.98 | | 7.10 | | 6.93 | |

Inmate statistical profile

Sample: ACTIVE PRISONERS SERVING LIFE EXCLUDING JAIL
Active inmates 03/22/2004

Requestor: Statistics

Functional Spelling Level (WRAT Scores) by current age & sex

| WRAT Spelling Score | M E N | | | | | | | | W O M E N | | | | | | | | Grand Total % | | | | | |
|---------------------|-------------|-----|-------------|-----|-------------|-----|-------------|-----|-------------|-----|-------------|-----|-------------|-----|-------------|-----|---------------|-------------|------|---------------|------|-----|
| | Age 00-21 % | | Age 22-39 % | | Age 40-54 % | | Age 55-99 % | | Men Total % | | Age 00-21 % | | Age 22-39 % | | Age 40-54 % | | | Age 55-99 % | | Women Total % | | |
| LESS THAN GRADE 6 | 43 | 45 | 1080 | 40 | 1197 | 56 | 305 | 57 | 2625 | 48 | 0 | 0 | 34 | 27 | 33 | 35 | 13 | 52 | 80 | 32 | 2705 | 47 |
| 6TH THRU 8TH GRADE | 23 | 24 | 786 | 29 | 474 | 22 | 106 | 20 | 1389 | 25 | 4 | 57 | 37 | 29 | 19 | 20 | 5 | 20 | 65 | 26 | 1454 | 25 |
| GRADE 9 | 15 | 16 | 202 | 7 | 114 | 5 | 19 | 4 | 350 | 6 | 2 | 29 | 13 | 10 | 3 | 3 | 2 | 8 | 20 | 8 | 370 | 6 |
| GRADE 10 | 4 | 4 | 199 | 7 | 85 | 4 | 21 | 4 | 309 | 6 | 0 | 0 | 10 | 8 | 5 | 5 | 1 | 4 | 16 | 6 | 325 | 6 |
| GRADE 11 | 2 | 2 | 128 | 5 | 61 | 3 | 11 | 2 | 202 | 4 | 1 | 14 | 4 | 3 | 6 | 6 | 3 | 12 | 14 | 6 | 216 | 4 |
| GRADE 12 | 4 | 4 | 262 | 10 | 191 | 9 | 64 | 12 | 521 | 9 | 0 | 0 | 11 | 9 | 6 | 6 | 0 | 0 | 17 | 7 | 538 | 9 |
| MORE THAN GRADE 12 | 5 | 5 | 70 | 3 | 19 | 1 | 6 | 1 | 100 | 2 | 0 | 0 | 17 | 13 | 23 | 24 | 1 | 4 | 41 | 16 | 141 | 2 |
| Total reported | 96 | 100 | 2727 | 100 | 2141 | 100 | 532 | 100 | 5496 | 100 | 7 | 100 | 126 | 100 | 95 | 100 | 25 | 100 | 253 | 100 | 5749 | 100 |
| Percent reported | 84.2 | | 95.1 | | 89.4 | | 85.8 | | 91.6 | | 100.0 | | 96.9 | | 96.9 | | 86.2 | | 95.8 | | 91.8 | |
| NOT REPORTED | 18 | | 142 | | 253 | | 88 | | 501 | | 0 | | 4 | | 3 | | 4 | | 11 | | 512 | |
| Total | 114 | | 2869 | | 2394 | | 620 | | 5997 | | 7 | | 130 | | 98 | | 29 | | 264 | | 6261 | |
| AVG SPELLING SCORE | 7.10 | | 7.22 | | 6.14 | | 6.08 | | 6.69 | | 8.64 | | 8.35 | | 8.33 | | 6.16 | | 8.13 | | 6.75 | |

Inmate statistical profile

Sample: ACTIVE PRISONERS SERVING LIFE EXCLUDING JAIL
Active inmates 03/22/2004

Requestor: Statistics

Self-Rpt Guardian Status To Age 16 by current age & sex

| Guardian Status | M E N | | | | | | | | W O M E N | | | | | | | | Grand Total % |
|------------------|-------------|-------------|-------------|-------------|-------------|-------------|-------------|-------------|-------------|---------------|-----------|--|--|--|--|--|---------------|
| | Age 00-21 % | Age 22-39 % | Age 40-54 % | Age 55-99 % | Men Total % | Age 00-21 % | Age 22-39 % | Age 40-54 % | Age 55-99 % | Women Total % | | | | | | | |
| ORPHANAGE | 114 113 | 2871 102 | 2400 103 | 621 102 | 6006 102 | 7 100 | 130 101 | 98 103 | 29 107 | 264 102 | 6270 102 | | | | | | |
| FATHER ONLY | 2 2 | 88 3 | 65 3 | 10 2 | 165 3 | 0 0 | 1 1 | 3 3 | 1 4 | 5 2 | 170 3 | | | | | | |
| FTR MTR HD | 5 5 | 127 4 | 87 4 | 13 2 | 232 4 | 0 0 | 3 2 | 6 6 | 0 0 | 9 3 | 241 4 | | | | | | |
| MOTHER ONLY | 54 53 | 1393 49 | 776 33 | 176 29 | 2399 41 | 5 71 | 50 39 | 22 23 | 11 41 | 88 34 | 2487 41 | | | | | | |
| MTR FTR HD | 23 23 | 782 28 | 1084 46 | 325 53 | 2214 38 | 1 14 | 49 38 | 53 56 | 14 52 | 117 45 | 2331 38 | | | | | | |
| OTH FEMALE | 2 2 | 48 2 | 53 2 | 18 3 | 121 2 | 0 0 | 3 2 | 3 3 | 0 0 | 6 2 | 127 2 | | | | | | |
| OTH MALE | 1 1 | 7 0 | 12 1 | 2 0 | 22 0 | 0 0 | 0 0 | 2 2 | 0 0 | 2 1 | 24 0 | | | | | | |
| STEP-PARNTS | 2 2 | 51 2 | 31 1 | 8 1 | 92 2 | 0 0 | 0 0 | 0 0 | 0 0 | 0 0 | 92 2 | | | | | | |
| FOSTER HOME | 1 1 | 30 1 | 32 1 | 10 2 | 73 1 | 0 0 | 1 1 | 2 2 | 0 0 | 3 1 | 76 1 | | | | | | |
| GRAND PRNTS | 11 11 | 231 8 | 150 6 | 37 6 | 429 7 | 1 14 | 19 15 | 4 4 | 1 4 | 25 10 | 454 7 | | | | | | |
| OTHER | 0 0 | 67 2 | 37 2 | 8 1 | 112 2 | 0 0 | 3 2 | 0 0 | 0 0 | 3 1 | 115 2 | | | | | | |
| Total reported | 215 100 | 5695 100 | 4727 100 | 1228 100 | 11865 100 | 14 100 | 259 100 | 193 100 | 56 100 | 522 100 | 12387 100 | | | | | | |
| Percent reported | 88.6 | 98.5 | 97.5 | 98.1 | 97.8 | 100.0 | 99.2 | 96.9 | 93.1 | 97.7 | 97.8 | | | | | | |
| NOT RPTD | 13 | 43 | 61 | 12 | 129 | 0 | 1 | 3 | 2 | 6 | 135 | | | | | | |
| Total | 114 | 2869 | 2394 | 620 | 5997 | 7 | 130 | 98 | 29 | 264 | 6261 | | | | | | |

Inmate statistical profile

Sample: ACTIVE PRISONERS SERVING LIFE EXCLUDING JAIL
Active inmates 03/22/2004

Requestor: Statistics

Self-Rpt Employment Status Before Prison by current age & sex

| Employment | M E N | | | | | | | | W O M E N | | | | | | | | Grand | | | | | |
|------------------|-------|-----|------|-----|------|-----|------|-----|-----------|-----|-------|-----|------|-----|------|-----|-------|-----|-------|-----|------|-----|
| | Age | % | Age | % | Age | % | Age | % | Men | % | Age | % | Age | % | Age | % | Women | % | Total | % | | |
| FULL TIME | 22 | 22 | 961 | 36 | 902 | 40 | 229 | 39 | 2114 | 38 | 1 | 14 | 34 | 31 | 17 | 18 | 4 | 15 | 56 | 24 | 2170 | 37 |
| PART TIME | 11 | 11 | 230 | 9 | 109 | 5 | 34 | 6 | 384 | 7 | 0 | 0 | 5 | 5 | 3 | 3 | 0 | 0 | 8 | 3 | 392 | 7 |
| UNEMPL < 6M | 7 | 7 | 382 | 14 | 361 | 16 | 103 | 18 | 853 | 15 | 1 | 14 | 16 | 15 | 21 | 23 | 6 | 23 | 44 | 19 | 897 | 15 |
| UNEMPL > 6M | 10 | 10 | 688 | 26 | 784 | 35 | 176 | 30 | 1658 | 29 | 0 | 0 | 28 | 26 | 40 | 43 | 12 | 46 | 80 | 34 | 1738 | 30 |
| NEVER WORKD | 43 | 44 | 358 | 13 | 30 | 1 | 5 | 1 | 436 | 8 | 2 | 29 | 22 | 20 | 6 | 7 | 0 | 0 | 30 | 13 | 466 | 8 |
| STUDENT | 5 | 5 | 48 | 2 | 10 | 0 | 1 | 0 | 64 | 1 | 2 | 29 | 3 | 3 | 1 | 1 | 0 | 0 | 6 | 3 | 70 | 1 |
| INCAPABLE | 0 | 0 | 22 | 1 | 66 | 3 | 35 | 6 | 123 | 2 | 1 | 14 | 1 | 1 | 4 | 4 | 4 | 15 | 10 | 4 | 133 | 2 |
| OTHER | 0 | 0 | 0 | 0 | 0 | 0 | 0 | 0 | 0 | 0 | 0 | 0 | 0 | 0 | 0 | 0 | 0 | 0 | 0 | 0 | 0 | 0 |
| Total reported | 98 | 100 | 2689 | 100 | 2262 | 100 | 583 | 100 | 5632 | 100 | 7 | 100 | 109 | 100 | 92 | 100 | 26 | 100 | 234 | 100 | 5866 | 100 |
| Percent reported | 86.0 | | 93.7 | | 94.5 | | 94.0 | | 93.9 | | 100.0 | | 83.8 | | 93.9 | | 89.7 | | 88.6 | | 93.7 | |
| NOT RPTD | 16 | | 180 | | 132 | | 37 | | 365 | | 0 | | 21 | | 6 | | 3 | | 30 | | 395 | |
| Total | 114 | | 2869 | | 2394 | | 620 | | 5997 | | 7 | | 130 | | 98 | | 29 | | 264 | | 6261 | |

* NOTE: THE FIELD LABELD "OTHER" WAS CORRECTED IN APRIL 1989; INMATES CODED "PRE-OTIS NOT REPORTED" NOW HAVE BEEN REMOVED FROM THIS FIELD AND IDENTIFIED AS "NOT REPORTED".

Inmate statistical profile

Sample: ACTIVE PRISONERS SERVING LIFE EXCLUDING JAIL
Active inmates 03/22/2004

Requestor: Statistics

Self-Rpt Marital Status At Admission by current age & sex

| Marital Status | M E N | | | | | | | | W O M E N | | | | | | | | Grand | | | | | |
|------------------|-------|-----|-------|-----|-------|-----|-------|-----|-----------|-----|-------|-----|-------|-----|-------|-----|-------|-----|-------|-----|-------|-----|
| | Age | | Age | | Age | | Age | | Men | | Age | | Age | | Age | | Women | | Total | | | |
| | 00-21 | % | 22-39 | % | 40-54 | % | 55-99 | % | Total | % | 00-21 | % | 22-39 | % | 40-54 | % | 55-99 | % | Total | % | Total | % |
| SINGLE | 100 | 99 | 2092 | 74 | 914 | 39 | 101 | 17 | 3207 | 55 | 7 | 100 | 85 | 66 | 21 | 22 | 4 | 15 | 117 | 45 | 3324 | 54 |
| MARRIED | 1 | 1 | 185 | 7 | 408 | 17 | 149 | 25 | 743 | 13 | 0 | 0 | 10 | 8 | 19 | 20 | 3 | 11 | 32 | 12 | 775 | 13 |
| SEPARATED | 0 | 0 | 79 | 3 | 166 | 7 | 57 | 9 | 302 | 5 | 0 | 0 | 9 | 7 | 12 | 12 | 2 | 7 | 23 | 9 | 325 | 5 |
| DIVORCED | 0 | 0 | 110 | 4 | 365 | 16 | 148 | 24 | 623 | 11 | 0 | 0 | 7 | 5 | 17 | 18 | 6 | 22 | 30 | 12 | 653 | 11 |
| WIDOWED | 0 | 0 | 39 | 1 | 101 | 4 | 67 | 11 | 207 | 4 | 0 | 0 | 6 | 5 | 17 | 18 | 11 | 41 | 34 | 13 | 241 | 4 |
| COMMON LAW | 0 | 0 | 323 | 11 | 385 | 16 | 85 | 14 | 793 | 13 | 0 | 0 | 12 | 9 | 11 | 11 | 1 | 4 | 24 | 9 | 817 | 13 |
| OTHER | 0 | 0 | 3 | 0 | 2 | 0 | 0 | 0 | 5 | 0 | 0 | 0 | 0 | 0 | 0 | 0 | 0 | 0 | 0 | 0 | 5 | 0 |
| Total reported | 101 | 100 | 2831 | 100 | 2341 | 100 | 607 | 100 | 5880 | 100 | 7 | 100 | 129 | 100 | 97 | 100 | 27 | 100 | 260 | 100 | 6140 | 100 |
| Percent reported | 88.6 | | 98.7 | | 97.8 | | 97.9 | | 98.0 | | 100.0 | | 99.2 | | 99.0 | | 93.1 | | 98.5 | | 98.1 | |
| NOT RPTD | 13 | | 38 | | 53 | | 13 | | 117 | | 0 | | 1 | | 1 | | 2 | | 4 | | 121 | |
| Total | 114 | | 2869 | | 2394 | | 620 | | 5997 | | 7 | | 130 | | 98 | | 29 | | 264 | | 6261 | |

Inmate statistical profile

Sample: ACTIVE PRISONERS SERVING LIFE EXCLUDING JAIL
Active inmates 03/22/2004

Requestor: Statistics

Self-Rpt Number Of Children At Admission by current age & sex

| Number Of Children | M E N | | | | | | | | W O M E N | | | | | | | | Grand Total % |
|----------------------|-------------|-------------|-------------|-------------|-------------|-------------|-------------|-------------|-------------|---------------|----------|--|--|--|--|--|---------------|
| | Age 00-21 % | Age 22-39 % | Age 40-54 % | Age 55-99 % | Men Total % | Age 00-21 % | Age 22-39 % | Age 40-54 % | Age 55-99 % | Women Total % | | | | | | | |
| NO CHILDREN | 0 0 | 299 17 | 329 18 | 62 12 | 690 17 | 0 0 | 1 1 | 3 3 | 1 4 | 5 2 | 695 16 | | | | | | |
| ONE CHILD | 15 68 | 715 41 | 544 30 | 95 19 | 1369 34 | 1 100 | 29 33 | 25 29 | 2 7 | 57 28 | 1426 33 | | | | | | |
| TWO CHILDREN | 2 9 | 378 22 | 428 24 | 112 22 | 920 23 | 0 0 | 28 32 | 30 34 | 5 19 | 63 31 | 983 23 | | | | | | |
| THREE CHILDREN | 4 18 | 210 12 | 256 14 | 106 21 | 576 14 | 0 0 | 19 22 | 16 18 | 9 33 | 44 22 | 620 14 | | | | | | |
| FOUR CHILDREN | 1 5 | 82 5 | 122 7 | 62 12 | 267 7 | 0 0 | 5 6 | 8 9 | 6 22 | 19 9 | 286 7 | | | | | | |
| FIVE CHILDREN | 0 0 | 35 2 | 63 4 | 30 6 | 128 3 | 0 0 | 3 3 | 1 1 | 1 4 | 5 2 | 133 3 | | | | | | |
| MORE THAN 5 CHILDREN | 0 0 | 34 2 | 55 3 | 44 9 | 133 3 | 0 0 | 3 3 | 4 5 | 3 11 | 10 5 | 143 3 | | | | | | |
| Total reported | 22 100 | 1753 100 | 1797 100 | 511 100 | 4083 100 | 1 100 | 88 100 | 87 100 | 27 100 | 203 100 | 4286 100 | | | | | | |
| Percent reported | 19.3 | 61.1 | 75.1 | 82.4 | 68.1 | 14.3 | 67.7 | 88.8 | 93.1 | 76.9 | 68.5 | | | | | | |
| NOT REPORTED | 92 | 1116 | 597 | 109 | 1914 | 6 | 42 | 11 | 2 | 61 | 1975 | | | | | | |
| Total | 114 | 2869 | 2394 | 620 | 5997 | 7 | 130 | 98 | 29 | 264 | 6261 | | | | | | |
| AVG NUM CHILDREN | 1.59 | 1.73 | 1.89 | 2.65 | 1.91 | 1.00 | 2.22 | 2.31 | 3.22 | 2.38 | 1.94 | | | | | | |

* NOTE: THE FIELD LABELED "NO CHILDREN" WAS CORRECTED IN MARCH 1989: MISSING DATA FOR INMATES STILL IN DIAGNOSTICS NOW HAS BEEN REMOVED FROM THIS FIELD AND IDENTIFIED AS "NOT REPORTED" INFORMATION.

Inmate statistical profile

Sample: ACTIVE PRISONERS SERVING LIFE EXCLUDING JAIL
Active inmates 03/22/2004

Requestor: Statistics

Self-Rpt Religious Affiliation by current age & sex

| Religion | M E N | | | | | | | | W O M E N | | | | | | | | Grand Total | % | | | | |
|------------------|-----------|-----|-----------|-----|-----------|-----|-----------|-----|-----------|-----|-----------|-----|-----------|-----|-----------|-----|-------------|-----|-----------|-----|-------------|-----|
| | Age 00-21 | % | Age 22-39 | % | Age 40-54 | % | Age 55-99 | % | Men Total | % | Age 00-21 | % | Age 22-39 | % | Age 40-54 | % | | | Age 55-99 | % | Women Total | % |
| ISLAM | 1 | 1 | 151 | 6 | 80 | 4 | 13 | 2 | 245 | 4 | 0 | 0 | 2 | 2 | 0 | 0 | 0 | 0 | 2 | 1 | 247 | 4 |
| CATHOLIC | 6 | 6 | 84 | 3 | 80 | 4 | 21 | 4 | 191 | 3 | 2 | 29 | 6 | 5 | 4 | 4 | 1 | 4 | 13 | 5 | 204 | 3 |
| BAPTIST | 37 | 37 | 1230 | 45 | 1337 | 61 | 350 | 61 | 2954 | 53 | 2 | 29 | 71 | 56 | 53 | 56 | 16 | 64 | 142 | 56 | 3096 | 53 |
| METHODIST | 1 | 1 | 58 | 2 | 75 | 3 | 33 | 6 | 167 | 3 | 0 | 0 | 3 | 2 | 7 | 7 | 0 | 0 | 10 | 4 | 177 | 3 |
| EPISCOPLN | 0 | 0 | 3 | 0 | 5 | 0 | 3 | 1 | 11 | 0 | 0 | 0 | 1 | 1 | 1 | 1 | 1 | 4 | 3 | 1 | 14 | 0 |
| PRESBYTRN | 0 | 0 | 5 | 0 | 8 | 0 | 5 | 1 | 18 | 0 | 0 | 0 | 0 | 0 | 0 | 0 | 1 | 4 | 1 | 0 | 19 | 0 |
| CHC OF GOD | 0 | 0 | 31 | 1 | 28 | 1 | 14 | 2 | 73 | 1 | 0 | 0 | 1 | 1 | 3 | 3 | 0 | 0 | 4 | 2 | 77 | 1 |
| HOLINESS | 2 | 2 | 104 | 4 | 120 | 5 | 29 | 5 | 255 | 5 | 1 | 14 | 14 | 11 | 11 | 12 | 2 | 8 | 28 | 11 | 283 | 5 |
| JEWISH | 0 | 0 | 0 | 0 | 3 | 0 | 1 | 0 | 4 | 0 | 0 | 0 | 0 | 0 | 0 | 0 | 0 | 0 | 0 | 0 | 4 | 0 |
| ANGLICAN | 0 | 0 | 0 | 0 | 0 | 0 | 0 | 0 | 0 | 0 | 0 | 0 | 1 | 1 | 0 | 0 | 0 | 0 | 1 | 0 | 1 | 0 |
| GRK ORTHDX | 0 | 0 | 0 | 0 | 0 | 0 | 0 | 0 | 0 | 0 | 0 | 0 | 0 | 0 | 0 | 0 | 0 | 0 | 0 | 0 | 0 | 0 |
| HINDU | 0 | 0 | 1 | 0 | 0 | 0 | 0 | 0 | 1 | 0 | 0 | 0 | 0 | 0 | 0 | 0 | 0 | 0 | 0 | 0 | 1 | 0 |
| BUDDHIST | 0 | 0 | 5 | 0 | 1 | 0 | 1 | 0 | 7 | 0 | 0 | 0 | 0 | 0 | 0 | 0 | 0 | 0 | 0 | 0 | 7 | 0 |
| TAOIST | 0 | 0 | 0 | 0 | 0 | 0 | 0 | 0 | 0 | 0 | 0 | 0 | 0 | 0 | 0 | 0 | 0 | 0 | 0 | 0 | 0 | 0 |
| SHINTOIST | 0 | 0 | 1 | 0 | 0 | 0 | 0 | 0 | 1 | 0 | 0 | 0 | 0 | 0 | 0 | 0 | 0 | 0 | 0 | 0 | 1 | 0 |
| SEVEN D AD | 0 | 0 | 6 | 0 | 4 | 0 | 2 | 0 | 12 | 0 | 0 | 0 | 0 | 0 | 0 | 0 | 0 | 0 | 0 | 0 | 12 | 0 |
| JEHOVAH WT | 0 | 0 | 22 | 1 | 17 | 1 | 2 | 0 | 41 | 1 | 0 | 0 | 0 | 0 | 1 | 1 | 0 | 0 | 1 | 0 | 42 | 1 |
| LATR DAY S | 0 | 0 | 2 | 0 | 1 | 0 | 0 | 0 | 3 | 0 | 0 | 0 | 0 | 0 | 0 | 0 | 0 | 0 | 0 | 0 | 3 | 0 |
| QUAKER | 0 | 0 | 0 | 0 | 0 | 0 | 0 | 0 | 0 | 0 | 0 | 0 | 0 | 0 | 0 | 0 | 0 | 0 | 0 | 0 | 0 | 0 |
| OTHER PROD | 17 | 17 | 288 | 11 | 86 | 4 | 27 | 5 | 418 | 7 | 2 | 29 | 15 | 12 | 6 | 6 | 1 | 4 | 24 | 9 | 442 | 8 |
| NONE | 25 | 25 | 485 | 18 | 165 | 8 | 29 | 5 | 704 | 13 | 0 | 0 | 7 | 6 | 3 | 3 | 0 | 0 | 10 | 4 | 714 | 12 |
| OTHER | 10 | 10 | 255 | 9 | 186 | 8 | 46 | 8 | 497 | 9 | 0 | 0 | 6 | 5 | 6 | 6 | 3 | 12 | 15 | 6 | 512 | 9 |
| Total reported | 99 | 100 | 2731 | 100 | 2196 | 100 | 576 | 100 | 5602 | 100 | 7 | 100 | 127 | 100 | 95 | 100 | 25 | 100 | 254 | 100 | 5856 | 100 |
| Percent reported | 86.8 | | 95.2 | | 91.7 | | 92.9 | | 93.4 | | 100.0 | | 97.7 | | 96.9 | | 86.2 | | 96.2 | | 93.5 | |
| NOT RPTD | 15 | | 138 | | 198 | | 44 | | 395 | | 0 | | 3 | | 3 | | 4 | | 10 | | 405 | |
| Total | 114 | | 2869 | | 2394 | | 620 | | 5997 | | 7 | | 130 | | 98 | | 29 | | 264 | | 6261 | |

Inmate statistical profile

Sample: ACTIVE PRISONERS SERVING LIFE EXCLUDING JAIL
Active inmates 03/22/2004

Requestor: Statistics

Self-Rpt Family Behavior Patterns * by current age & sex

| Family Behavior | M E N | | | | | | | | W O M E N | | | | | | | | Grand Total % |
|------------------|-------------|-------------|-------------|-------------|-------------|-------------|-------------|-------------|-------------|---------------|----------|--|--|--|--|--|---------------|
| | Age 00-21 % | Age 22-39 % | Age 40-54 % | Age 55-99 % | Men Total % | Age 00-21 % | Age 22-39 % | Age 40-54 % | Age 55-99 % | Women Total % | | | | | | | |
| CRIMINLTY | 32 21 | 773 23 | 599 28 | 120 26 | 1524 25 | 5 26 | 46 18 | 16 17 | 6 18 | 73 18 | 1597 24 | | | | | | |
| ALCOHOLISM | 17 11 | 336 10 | 339 16 | 70 15 | 762 12 | 4 21 | 28 11 | 20 22 | 6 18 | 58 15 | 820 12 | | | | | | |
| DRUG ABUSE | 15 10 | 216 6 | 94 4 | 13 3 | 338 5 | 1 5 | 27 11 | 7 8 | 2 6 | 37 9 | 375 6 | | | | | | |
| DOMINERING | 0 0 | 11 0 | 16 1 | 0 0 | 27 0 | 1 5 | 18 7 | 8 9 | 3 9 | 30 8 | 57 1 | | | | | | |
| MIGRANT | 0 0 | 37 1 | 47 2 | 3 1 | 87 1 | 1 5 | 2 1 | 2 2 | 0 0 | 5 1 | 92 1 | | | | | | |
| INFL BTGS | 5 3 | 132 4 | 103 5 | 20 4 | 260 4 | 0 0 | 26 10 | 10 11 | 3 9 | 39 10 | 299 5 | | | | | | |
| PERMISSIVE | 1 1 | 5 0 | 14 1 | 5 1 | 25 0 | 1 5 | 10 4 | 1 1 | 1 3 | 13 3 | 38 1 | | | | | | |
| FATH ABSNT | 67 44 | 1551 45 | 759 35 | 184 40 | 2561 41 | 5 26 | 58 23 | 17 18 | 8 24 | 88 22 | 2649 40 | | | | | | |
| MOTH ABSNT | 16 10 | 325 9 | 184 8 | 38 8 | 563 9 | 1 5 | 18 7 | 5 5 | 2 6 | 26 7 | 589 9 | | | | | | |
| NONE | 1 1 | 37 1 | 19 1 | 4 1 | 61 1 | 0 0 | 18 7 | 7 8 | 2 6 | 27 7 | 88 1 | | | | | | |
| Total reported | 154 100 | 3423 100 | 2174 100 | 457 100 | 6208 100 | 19 100 | 251 100 | 93 100 | 33 100 | 396 100 | 6604 100 | | | | | | |
| Percent reported | 69.3 | 73.6 | 60.4 | 53.1 | 66.2 | 85.7 | 77.7 | 54.1 | 58.6 | 67.0 | 66.2 | | | | | | |
| OTHER | 35 | 756 | 947 | 291 | 2029 | 1 | 29 | 45 | 12 | 87 | 2116 | | | | | | |
| Total | 114 | 2869 | 2394 | 620 | 5997 | 7 | 130 | 98 | 29 | 264 | 6261 | | | | | | |

* NOTE: SINCE THERE CAN BE UP TO FIVE BEHAVIOR CODES PER INMATE, THE NUMBER OF CASES REPORTED IN THE DETAIL LINES AND THE TOTAL REPORTED LINE MAY EXCEED THE TOTAL NUMBER OF CASES. IN SHORT, THIS TABLE COUNTS THE NUMBER OF BEHAVIOR PROBLEMS, NOT INMATES.

Inmate statistical profile

Sample: ACTIVE PRISONERS SERVING LIFE EXCLUDING JAIL
Active inmates 03/22/2004

Requestor: Statistics

Inmate Diagnostic Behavior Problem * by current age & sex

| Diagnostic Problem | M E N | | | | | | | | W O M E N | | | | | | | | Grand Total | % | | | | |
|--------------------|-----------|-----|-----------|-----|-----------|-----|-----------|-----|-----------|-----|-----------|-----|-----------|-----|-----------|-----|-------------|-----|-----------|-----|-------------|-----|
| | Age 00-21 | % | Age 22-39 | % | Age 40-54 | % | Age 55-99 | % | Men Total | % | Age 00-21 | % | Age 22-39 | % | Age 40-54 | % | | | Age 55-99 | % | Women Total | % |
| ALCOHOLIC | 5 | 2 | 118 | 2 | 153 | 3 | 60 | 6 | 336 | 3 | 0 | 0 | 2 | 1 | 14 | 8 | 1 | 3 | 17 | 4 | 353 | 3 |
| ALCOH ABSE | 29 | 12 | 784 | 14 | 750 | 17 | 166 | 16 | 1729 | 16 | 0 | 0 | 20 | 9 | 16 | 10 | 4 | 11 | 40 | 9 | 1769 | 15 |
| DRUG EXP | 19 | 8 | 817 | 15 | 475 | 11 | 63 | 6 | 1374 | 12 | 1 | 7 | 20 | 9 | 18 | 11 | 1 | 3 | 40 | 9 | 1414 | 12 |
| DRUG ABSE | 53 | 23 | 901 | 17 | 784 | 18 | 90 | 9 | 1828 | 16 | 1 | 7 | 44 | 19 | 30 | 18 | 1 | 3 | 76 | 17 | 1904 | 16 |
| NARC ADDCT | 2 | 1 | 75 | 1 | 101 | 2 | 15 | 1 | 193 | 2 | 1 | 7 | 1 | 0 | 5 | 3 | 0 | 0 | 7 | 2 | 200 | 2 |
| EPILEPTIC | 1 | 0 | 30 | 1 | 27 | 1 | 6 | 1 | 64 | 1 | 0 | 0 | 1 | 0 | 2 | 1 | 0 | 0 | 3 | 1 | 67 | 1 |
| MANIPULTVE | 25 | 11 | 378 | 7 | 191 | 4 | 34 | 3 | 628 | 6 | 0 | 0 | 5 | 2 | 0 | 0 | 1 | 3 | 6 | 1 | 634 | 5 |
| ASSAULTIVE | 82 | 35 | 1605 | 29 | 1113 | 25 | 287 | 28 | 3087 | 28 | 7 | 50 | 76 | 32 | 37 | 22 | 10 | 27 | 130 | 29 | 3217 | 28 |
| ESCAPE TEND | 4 | 2 | 95 | 2 | 202 | 5 | 76 | 8 | 377 | 3 | 0 | 0 | 1 | 0 | 4 | 2 | 0 | 0 | 5 | 1 | 382 | 3 |
| SUICIDAL | 7 | 3 | 136 | 2 | 145 | 3 | 22 | 2 | 310 | 3 | 2 | 14 | 20 | 9 | 7 | 4 | 3 | 8 | 32 | 7 | 342 | 3 |
| WITHDRAWN | 2 | 1 | 32 | 1 | 29 | 1 | 10 | 1 | 73 | 1 | 1 | 7 | 9 | 4 | 3 | 2 | 1 | 3 | 14 | 3 | 87 | 1 |
| PR RLTY CT | 1 | 0 | 33 | 1 | 57 | 1 | 19 | 2 | 110 | 1 | 1 | 7 | 5 | 2 | 4 | 2 | 1 | 3 | 11 | 2 | 121 | 1 |
| HOMOSEXUAL | 0 | 0 | 11 | 0 | 13 | 0 | 6 | 1 | 30 | 0 | 0 | 0 | 6 | 3 | 5 | 3 | 0 | 0 | 11 | 2 | 41 | 0 |
| NONE | 0 | 0 | 203 | 4 | 250 | 6 | 102 | 10 | 555 | 5 | 0 | 0 | 7 | 3 | 15 | 9 | 7 | 19 | 29 | 6 | 584 | 5 |
| OTHER | 0 | 0 | 66 | 1 | 68 | 2 | 28 | 3 | 162 | 1 | 0 | 0 | 0 | 0 | 0 | 0 | 3 | 8 | 3 | 1 | 165 | 1 |
| NOT RPTD | 3 | 1 | 160 | 3 | 77 | 2 | 25 | 2 | 265 | 2 | 0 | 0 | 17 | 7 | 6 | 4 | 4 | 11 | 27 | 6 | 292 | 3 |
| Total reported | 233 | 100 | 5449 | 100 | 4436 | 100 | 1009 | 100 | 11127 | 100 | 14 | 100 | 234 | 100 | 167 | 100 | 37 | 100 | 452 | 100 | 11579 | 100 |
| Percent reported | 100.0 | | 99.8 | | 100.0 | | 100.0 | | 99.9 | | 100.0 | | 100.0 | | 99.0 | | 100.0 | | 99.6 | | 99.9 | |
| UNKNOWN | 0 | | 5 | | 1 | | 0 | | 6 | | 0 | | 0 | | 1 | | 0 | | 1 | | 7 | |
| Total | 114 | | 2869 | | 2394 | | 620 | | 5997 | | 7 | | 130 | | 98 | | 29 | | 264 | | 6261 | |

* NOTE: SINCE THERE CAN BE UP TO FIVE BEHAVIOR CODES PER INMATE, THE NUMBER OF CASES REPORTED IN THE DETAIL LINES AND THE TOTAL REPORTED LINE MAY EXCEED THE TOTAL NUMBER OF CASES. IN SHORT, THIS TABLE COUNTS THE NUMBER OF BEHAVIOR PROBLEMS, NOT INMATES.

Inmate statistical profile

Sample: ACTIVE PRISONERS SERVING LIFE EXCLUDING JAIL
Active inmates 03/22/2004

Requestor: Statistics

Physical Profile (General Condition) by current age & sex

| Physical Profile | M E N | | | | | | | | W O M E N | | | | | | | | Grand Total % | | | | | |
|-----------------------|----------------|-----|----------------|-----|----------------|-----|----------------|-----|----------------|-----|----------------|-----|----------------|-----|----------------|-----|------------------|----------------|------|------------------|------|-----|
| | Age 00-21 % | | Age 22-39 % | | Age 40-54 % | | Age 55-99 % | | Men Total % | | Age 00-21 % | | Age 22-39 % | | Age 40-54 % | | | Age 55-99 % | | Women Total % | | |
| NO LIMITATION | 95 | 92 | 2189 | 77 | 1290 | 54 | 136 | 22 | 3710 | 62 | 7 | 100 | 95 | 77 | 42 | 44 | 1 | 4 | 145 | 57 | 3855 | 62 |
| DEFECT NO MAJOR LIMIT | 5 | 5 | 382 | 13 | 643 | 27 | 193 | 31 | 1223 | 21 | 0 | 0 | 20 | 16 | 37 | 39 | 9 | 32 | 66 | 26 | 1289 | 21 |
| DEFECT MAJOR LIMIT | 3 | 3 | 273 | 10 | 432 | 18 | 246 | 40 | 954 | 16 | 0 | 0 | 8 | 7 | 17 | 18 | 14 | 50 | 39 | 15 | 993 | 16 |
| VERY MAJOR DEFECT | 0 | 0 | 4 | 0 | 16 | 1 | 45 | 7 | 65 | 1 | 0 | 0 | 0 | 0 | 0 | 0 | 4 | 14 | 4 | 2 | 69 | 1 |
| Total reported | 103 | 100 | 2848 | 100 | 2381 | 100 | 620 | 100 | 5952 | 100 | 7 | 100 | 123 | 100 | 96 | 100 | 28 | 100 | 254 | 100 | 6206 | 100 |
| Percent reported | 90.4 | | 99.3 | | 99.5 | | 100.0 | | 99.2 | | 100.0 | | 94.6 | | 98.0 | | 96.6 | | 96.2 | | 99.1 | |
| NOT REPORTED | 11 | | 21 | | 13 | | 0 | | 45 | | 0 | | 7 | | 2 | | 1 | | 10 | | 55 | |
| Total | 114 | | 2869 | | 2394 | | 620 | | 5997 | | 7 | | 130 | | 98 | | 29 | | 264 | | 6261 | |

Inmate statistical profile

Sample: ACTIVE PRISONERS SERVING LIFE EXCLUDING JAIL
Active inmates 03/22/2004

Requestor: Statistics

Security Status by current age & sex

| Security | M E N | | | | | | | | W O M E N | | | | | | | | Grand | | | |
|------------------|-------|-----|-------|-----|-------|-----|-------|-----|-----------|-----|-------|-----|-------|-----|-------|-----|-------|-----|-------|-----|
| | Age | % | Age | % | Age | % | Age | % | Men | % | Age | % | Age | % | Age | % | Women | % | Total | % |
| DIAG INCOM | 0 | 0 | 0 | 0 | 0 | 0 | 0 | 0 | 0 | 0 | 0 | 0 | 0 | 0 | 0 | 0 | 0 | 0 | 0 | 0 |
| WRK RELEAS | 0 | 0 | 0 | 0 | 0 | 0 | 0 | 0 | 0 | 0 | 0 | 0 | 0 | 0 | 0 | 0 | 0 | 0 | 0 | 0 |
| TRUSTY | 0 | 0 | 7 | 0 | 17 | 1 | 5 | 1 | 29 | 0 | 0 | 0 | 0 | 0 | 2 | 2 | 0 | 0 | 2 | 1 |
| MINIMUM | 1 | 1 | 454 | 16 | 649 | 27 | 190 | 31 | 1294 | 22 | 0 | 0 | 43 | 33 | 56 | 57 | 23 | 79 | 122 | 46 |
| MEDIUM | 12 | 11 | 1209 | 42 | 1276 | 53 | 347 | 56 | 2844 | 47 | 1 | 14 | 43 | 33 | 31 | 32 | 6 | 21 | 81 | 31 |
| CLOSE | 79 | 69 | 1058 | 37 | 380 | 16 | 73 | 12 | 1590 | 27 | 6 | 86 | 41 | 32 | 8 | 8 | 0 | 0 | 55 | 21 |
| MAXIMUM | 7 | 6 | 105 | 4 | 52 | 2 | 4 | 1 | 168 | 3 | 0 | 0 | 0 | 0 | 1 | 1 | 0 | 0 | 1 | 0 |
| DIAGNOSTIC | 15 | 13 | 36 | 1 | 20 | 1 | 1 | 0 | 72 | 1 | 0 | 0 | 3 | 2 | 0 | 0 | 0 | 0 | 3 | 1 |
| Total reported | 114 | 100 | 2869 | 100 | 2394 | 100 | 620 | 100 | 5997 | 100 | 7 | 100 | 130 | 100 | 98 | 100 | 29 | 100 | 264 | 100 |
| Percent reported | 100.0 | | 100.0 | | 100.0 | | 100.0 | | 100.0 | | 100.0 | | 100.0 | | 100.0 | | 100.0 | | 100.0 | |
| NOT RPTD | 0 | | 0 | | 0 | | 0 | | 0 | | 0 | | 0 | | 0 | | 0 | | 0 | |
| Total | 114 | | 2869 | | 2394 | | 620 | | 5997 | | 7 | | 130 | | 98 | | 29 | | 264 | |

* NOTE: BEGINNING IN JULY 1987, THE FACILITIES DIVISION NO LONGER CODED INMATES AS BEING WORK RELEASE

Inmate statistical profile

Sample: ACTIVE PRISONERS SERVING LIFE EXCLUDING JAIL
Active inmates 03/22/2004

Requestor: Statistics

Number Of Sentences by current age & sex

| Number Of Sentences | Age | | Age | | M E N | | | | Age | | Age | | W O M E N | | | | Women | | Grand | | | |
|---------------------|-------|-----|-------|-----|-------|-----|-------|-----|-------|-----|-------|-----|-----------|-----|-------|-----|-------|-----|-------|-----|-------|-----|
| | 00-21 | % | 22-39 | % | 40-54 | % | 55-99 | % | Total | % | 00-21 | % | 22-39 | % | 40-54 | % | 55-99 | % | Total | % | Total | % |
| ONE | 29 | 25 | 705 | 25 | 590 | 25 | 204 | 33 | 1528 | 25 | 3 | 43 | 40 | 31 | 53 | 54 | 13 | 45 | 109 | 41 | 1637 | 26 |
| TWO | 27 | 24 | 683 | 24 | 574 | 24 | 147 | 24 | 1431 | 24 | 1 | 14 | 48 | 37 | 22 | 22 | 9 | 31 | 80 | 30 | 1511 | 24 |
| THREE | 18 | 16 | 483 | 17 | 426 | 18 | 89 | 14 | 1016 | 17 | 2 | 29 | 22 | 17 | 10 | 10 | 4 | 14 | 38 | 14 | 1054 | 17 |
| FOUR | 17 | 15 | 325 | 11 | 269 | 11 | 59 | 10 | 670 | 11 | 0 | 0 | 8 | 6 | 4 | 4 | 1 | 3 | 13 | 5 | 683 | 11 |
| FIVE | 2 | 2 | 226 | 8 | 170 | 7 | 36 | 6 | 434 | 7 | 1 | 14 | 6 | 5 | 5 | 5 | 1 | 3 | 13 | 5 | 447 | 7 |
| MORE THAN FIVE | 21 | 18 | 447 | 16 | 365 | 15 | 85 | 14 | 918 | 15 | 0 | 0 | 6 | 5 | 4 | 4 | 1 | 3 | 11 | 4 | 929 | 15 |
| Total reported | 114 | 100 | 2869 | 100 | 2394 | 100 | 620 | 100 | 5997 | 100 | 7 | 100 | 130 | 100 | 98 | 100 | 29 | 100 | 264 | 100 | 6261 | 100 |
| Percent reported | 100.0 | | 100.0 | | 100.0 | | 100.0 | | 100.0 | | 100.0 | | 100.0 | | 100.0 | | 100.0 | | 100.0 | | 100.0 | |
| NOT REPORTED | 0 | | 0 | | 0 | | 0 | | 0 | | 0 | | 0 | | 0 | | 0 | | 0 | | 0 | |
| Total | 114 | | 2869 | | 2394 | | 620 | | 5997 | | 7 | | 130 | | 98 | | 29 | | 264 | | 6261 | |
| AVG NUM SENTENCES | 3.26 | | 3.39 | | 3.38 | | 3.05 | | 3.35 | | 2.29 | | 2.42 | | 2.05 | | 2.00 | | 2.23 | | 3.30 | |

Inmate statistical profile

Sample: ACTIVE PRISONERS SERVING LIFE EXCLUDING JAIL
Active inmates 03/22/2004

Requestor: Statistics

Number Of Disciplinaries by current age & sex

| Disciplinaries | M E N | | | | | | | | W O M E N | | | | | | | | Grand Total % |
|------------------|-------------|-------------|-------------|-------------|-------------|-------------|-------------|-------------|-------------|---------------|----------|--|--|--|--|--|---------------|
| | Age 00-21 % | Age 22-39 % | Age 40-54 % | Age 55-99 % | Men Total % | Age 00-21 % | Age 22-39 % | Age 40-54 % | Age 55-99 % | Women Total % | | | | | | | |
| ZERO | 36 32 | 353 12 | 347 14 | 129 21 | 865 14 | 2 29 | 30 23 | 22 22 | 13 45 | 67 25 | 932 15 | | | | | | |
| ONE | 18 16 | 248 9 | 261 11 | 95 15 | 622 10 | 1 14 | 14 11 | 12 12 | 7 24 | 34 13 | 656 10 | | | | | | |
| TWO | 7 6 | 177 6 | 199 8 | 65 10 | 448 7 | 2 29 | 11 8 | 9 9 | 3 10 | 25 9 | 473 8 | | | | | | |
| THREE | 5 4 | 181 6 | 152 6 | 49 8 | 387 6 | 0 0 | 9 7 | 12 12 | 2 7 | 23 9 | 410 7 | | | | | | |
| FOUR | 5 4 | 154 5 | 125 5 | 41 7 | 325 5 | 0 0 | 7 5 | 8 8 | 0 0 | 15 6 | 340 5 | | | | | | |
| FIVE | 1 1 | 117 4 | 114 5 | 28 5 | 260 4 | 0 0 | 7 5 | 3 3 | 0 0 | 10 4 | 270 4 | | | | | | |
| MORE THAN FIVE | 42 37 | 1639 57 | 1196 50 | 213 34 | 3090 52 | 2 29 | 52 40 | 32 33 | 4 14 | 90 34 | 3180 51 | | | | | | |
| Total reported | 114 100 | 2869 100 | 2394 100 | 620 100 | 5997 100 | 7 100 | 130 100 | 98 100 | 29 100 | 264 100 | 6261 100 | | | | | | |
| Percent reported | 100.0 | 100.0 | 100.0 | 100.0 | 100.0 | 100.0 | 100.0 | 100.0 | 100.0 | 100.0 | 100.0 | | | | | | |
| NOT REPORTED | 0 | 0 | 0 | 0 | 0 | 0 | 0 | 0 | 0 | 0 | 0 | | | | | | |
| Total | 114 | 2869 | 2394 | 620 | 5997 | 7 | 130 | 98 | 29 | 264 | 6261 | | | | | | |
| AVG NUM DISCIP | 6.96 | 12.85 | 11.98 | 7.20 | 11.81 | 2.43 | 8.28 | 8.71 | 2.10 | 7.61 | 11.63 | | | | | | |

Inmate statistical profile

Sample: ACTIVE PRISONERS SERVING LIFE EXCLUDING JAIL
Active inmates 03/22/2004

Requestor: Statistics

Number Of Escapes by current age & sex

| Escapes | M E N | | | | | | | | W O M E N | | | | | | | | Grand Total % |
|------------------|----------------|----------------|----------------|----------------|----------|--|----------------|----------------|----------------|----------------|---------|----------|--|--|--|--|------------------|
| | Age 00-21 % | Age 22-39 % | Age 40-54 % | Age 55-99 % | Men % | | Age 00-21 % | Age 22-39 % | Age 40-54 % | Age 55-99 % | Women % | | | | | | |
| ZERO | 114 100 | 2848 99 | 2310 96 | 591 95 | 5863 98 | | 7 100 | 130 100 | 97 99 | 29 100 | 263 100 | 6126 98 | | | | | |
| ONE | 0 0 | 20 1 | 70 3 | 21 3 | 111 2 | | 0 0 | 0 0 | 1 1 | 0 0 | 1 0 | 112 2 | | | | | |
| TWO | 0 0 | 1 0 | 12 1 | 5 1 | 18 0 | | 0 0 | 0 0 | 0 0 | 0 0 | 0 0 | 18 0 | | | | | |
| THREE | 0 0 | 0 0 | 2 0 | 2 0 | 4 0 | | 0 0 | 0 0 | 0 0 | 0 0 | 0 0 | 4 0 | | | | | |
| FOUR | 0 0 | 0 0 | 0 0 | 1 0 | 1 0 | | 0 0 | 0 0 | 0 0 | 0 0 | 0 0 | 1 0 | | | | | |
| FIVE | 0 0 | 0 0 | 0 0 | 0 0 | 0 0 | | 0 0 | 0 0 | 0 0 | 0 0 | 0 0 | 0 0 | | | | | |
| MORE THAN FIVE | 0 0 | 0 0 | 0 0 | 0 0 | 0 0 | | 0 0 | 0 0 | 0 0 | 0 0 | 0 0 | 0 0 | | | | | |
| Total reported | 114 100 | 2869 100 | 2394 100 | 620 100 | 5997 100 | | 7 100 | 130 100 | 98 100 | 29 100 | 264 100 | 6261 100 | | | | | |
| Percent reported | 100.0 | 100.0 | 100.0 | 100.0 | 100.0 | | 100.0 | 100.0 | 100.0 | 100.0 | 100.0 | 100.0 | | | | | |
| NOT REPORTED | 0 | 0 | 0 | 0 | 0 | | 0 | 0 | 0 | 0 | 0 | 0 | | | | | |
| Total | 114 | 2869 | 2394 | 620 | 5997 | | 7 | 130 | 98 | 29 | 264 | 6261 | | | | | |
| AVG NUM ESCAPES | .00 | .01 | .04 | .07 | .03 | | .00 | .00 | .01 | .00 | .00 | .03 | | | | | |

Inmate statistical profile

Sample: ACTIVE PRISONERS SERVING LIFE EXCLUDING JAIL
Active inmates 03/22/2004

Requestor: Statistics

Number Of Prior Georgia Incarcerations * by current age & sex

| Prior Incarcerations | M E N | | | | | | | | W O M E N | | | | | | | | Grand Total % |
|----------------------|-------------|-------------|-------------|-------------|-------------|-------------|-------------|-------------|-------------|---------------|----------|--|--|--|--|--|---------------|
| | Age 00-21 % | Age 22-39 % | Age 40-54 % | Age 55-99 % | Men Total % | Age 00-21 % | Age 22-39 % | Age 40-54 % | Age 55-99 % | Women Total % | | | | | | | |
| ZERO | 111 97 | 2142 75 | 1177 49 | 320 52 | 3750 63 | 7 100 | 119 92 | 82 84 | 26 90 | 234 89 | 3984 64 | | | | | | |
| ONE | 3 3 | 416 14 | 556 23 | 142 23 | 1117 19 | 0 0 | 6 5 | 10 10 | 2 7 | 18 7 | 1135 18 | | | | | | |
| TWO | 0 0 | 179 6 | 323 13 | 90 15 | 592 10 | 0 0 | 3 2 | 6 6 | 1 3 | 10 4 | 602 10 | | | | | | |
| THREE | 0 0 | 91 3 | 194 8 | 45 7 | 330 6 | 0 0 | 2 2 | 0 0 | 0 0 | 2 1 | 332 5 | | | | | | |
| FOUR | 0 0 | 32 1 | 82 3 | 17 3 | 131 2 | 0 0 | 0 0 | 0 0 | 0 0 | 0 0 | 131 2 | | | | | | |
| FIVE | 0 0 | 4 0 | 42 2 | 2 0 | 48 1 | 0 0 | 0 0 | 0 0 | 0 0 | 0 0 | 48 1 | | | | | | |
| MORE THAN FIVE | 0 0 | 5 0 | 20 1 | 4 1 | 29 0 | 0 0 | 0 0 | 0 0 | 0 0 | 0 0 | 29 0 | | | | | | |
| Total reported | 114 100 | 2869 100 | 2394 100 | 620 100 | 5997 100 | 7 100 | 130 100 | 98 100 | 29 100 | 264 100 | 6261 100 | | | | | | |
| Percent reported | 100.0 | 100.0 | 100.0 | 100.0 | 100.0 | 100.0 | 100.0 | 100.0 | 100.0 | 100.0 | 100.0 | | | | | | |
| NOT REPORTED | 0 | 0 | 0 | 0 | 0 | 0 | 0 | 0 | 0 | 0 | 0 | | | | | | |
| Total | 114 | 2869 | 2394 | 620 | 5997 | 7 | 130 | 98 | 29 | 264 | 6261 | | | | | | |
| AVG # INCARCERATIONS | .03 | .43 | 1.02 | .90 | .71 | .00 | .14 | .22 | .14 | .17 | .68 | | | | | | |

* This data counts a parole revocation on an existing sentence AS A prior incarceration. Also, this data counts, for any cohort of inmates, the total number of Georgia incarcerations the inmate has had during his entire criminal career. For example, if an inmate was admitted to prison first in FY72, and then re-admitted in FY79 and FY85, he had two prior incarcerations before the FY85 admission. This inmate's records show two prior incarcerations in all three of his records since he has had two prior incarcerations in his criminal career. If the cohort of FY72 admissions is selected for analysis, two prior incarcerations will be listed for this inmate even though in FY72, he had no prior incarcerations.

Inmate statistical profile

Sample: ACTIVE PRISONERS SERVING LIFE EXCLUDING JAIL
Active inmates 03/22/2004

Requestor: Statistics

Number Of Transfers by current age & sex

| Transfers | M E N | | | | | | | | W O M E N | | | | | | | | Grand Total % |
|-------------------|----------------|----------------|----------------|----------------|----------|--|----------------|----------------|----------------|----------------|---------|----------|--|--|--|--|------------------|
| | Age 00-21 % | Age 22-39 % | Age 40-54 % | Age 55-99 % | Men % | | Age 00-21 % | Age 22-39 % | Age 40-54 % | Age 55-99 % | Women % | | | | | | |
| ZERO | 28 25 | 78 3 | 28 1 | 4 1 | 138 2 | | 1 14 | 8 6 | 4 4 | 3 10 | 16 6 | 154 2 | | | | | |
| ONE | 64 56 | 800 28 | 385 16 | 97 16 | 1346 22 | | 6 86 | 55 42 | 26 27 | 7 24 | 94 36 | 1440 23 | | | | | |
| TWO | 17 15 | 625 22 | 350 15 | 103 17 | 1095 18 | | 0 0 | 31 24 | 19 19 | 6 21 | 56 21 | 1151 18 | | | | | |
| THREE | 5 4 | 455 16 | 325 14 | 82 13 | 867 14 | | 0 0 | 17 13 | 15 15 | 5 17 | 37 14 | 904 14 | | | | | |
| FOUR | 0 0 | 287 10 | 277 12 | 72 12 | 636 11 | | 0 0 | 11 8 | 14 14 | 3 10 | 28 11 | 664 11 | | | | | |
| FIVE | 0 0 | 206 7 | 223 9 | 58 9 | 487 8 | | 0 0 | 2 2 | 9 9 | 3 10 | 14 5 | 501 8 | | | | | |
| MORE THAN FIVE | 0 0 | 418 15 | 806 34 | 204 33 | 1428 24 | | 0 0 | 6 5 | 11 11 | 2 7 | 19 7 | 1447 23 | | | | | |
| Total reported | 114 100 | 2869 100 | 2394 100 | 620 100 | 5997 100 | | 7 100 | 130 100 | 98 100 | 29 100 | 264 100 | 6261 100 | | | | | |
| Percent reported | 100.0 | 100.0 | 100.0 | 100.0 | 100.0 | | 100.0 | 100.0 | 100.0 | 100.0 | 100.0 | 100.0 | | | | | |
| NOT REPORTED | 0 | 0 | 0 | 0 | 0 | | 0 | 0 | 0 | 0 | 0 | 0 | | | | | |
| Total | 114 | 2869 | 2394 | 620 | 5997 | | 7 | 130 | 98 | 29 | 264 | 6261 | | | | | |
| AVG NUM TRANSFERS | .99 | 3.16 | 4.95 | 4.88 | 4.01 | | .86 | 2.04 | 2.95 | 2.59 | 2.41 | 3.94 | | | | | |

Inmate statistical profile

Sample: ACTIVE PRISONERS SERVING LIFE EXCLUDING JAIL
Active inmates 03/22/2004

Requestor: Statistics

County Of Conviction by current age & sex

| County Of Conviction | M E N | | | | | | | | W O M E N | | | | | | | | Grand Total | % | | | |
|----------------------|-----------|---|-----------|---|-----------|---|-----------|---|-----------|---|-----------|----|-----------|---|-----------|---|-------------|---|-----------|-----|-------------|
| | Age 00-21 | % | Age 22-39 | % | Age 40-54 | % | Age 55-99 | % | Men Total | % | Age 00-21 | % | Age 22-39 | % | Age 40-54 | % | | | Age 55-99 | % | Women Total |
| Appling | 0 | 0 | 4 | 0 | 4 | 0 | 2 | 0 | 10 | 0 | 0 | 0 | 0 | 0 | 0 | 0 | 0 | 0 | 0 | 10 | 0 |
| Atkinson | 0 | 0 | 1 | 0 | 3 | 0 | 2 | 0 | 6 | 0 | 0 | 0 | 0 | 0 | 1 | 1 | 0 | 0 | 1 | 7 | 0 |
| Bacon | 0 | 0 | 4 | 0 | 5 | 0 | 0 | 0 | 9 | 0 | 0 | 0 | 0 | 0 | 0 | 0 | 0 | 0 | 9 | 0 | 0 |
| Baker | 0 | 0 | 1 | 0 | 1 | 0 | 0 | 0 | 2 | 0 | 0 | 0 | 0 | 0 | 0 | 0 | 0 | 0 | 2 | 0 | 0 |
| Baldwin | 1 | 1 | 16 | 1 | 10 | 0 | 4 | 1 | 31 | 1 | 0 | 0 | 1 | 1 | 0 | 0 | 0 | 0 | 1 | 32 | 1 |
| Banks | 0 | 0 | 0 | 0 | 7 | 0 | 5 | 1 | 12 | 0 | 0 | 0 | 0 | 0 | 0 | 0 | 0 | 0 | 12 | 0 | 0 |
| Barrow | 0 | 0 | 3 | 0 | 11 | 0 | 4 | 1 | 18 | 0 | 0 | 0 | 0 | 0 | 1 | 3 | 1 | 0 | 19 | 0 | 0 |
| Bartow | 0 | 0 | 23 | 1 | 22 | 1 | 6 | 1 | 51 | 1 | 0 | 0 | 1 | 1 | 0 | 0 | 0 | 0 | 1 | 52 | 1 |
| Ben Hill | 1 | 1 | 5 | 0 | 9 | 0 | 4 | 1 | 19 | 0 | 1 | 14 | 0 | 0 | 0 | 0 | 0 | 0 | 1 | 20 | 0 |
| Berrien | 0 | 0 | 3 | 0 | 2 | 0 | 0 | 0 | 5 | 0 | 0 | 0 | 0 | 0 | 0 | 0 | 0 | 0 | 5 | 0 | 0 |
| Bibb | 5 | 4 | 76 | 3 | 100 | 4 | 24 | 4 | 205 | 3 | 0 | 0 | 1 | 1 | 4 | 4 | 1 | 3 | 6 | 211 | 3 |
| Bleckley | 0 | 0 | 5 | 0 | 4 | 0 | 1 | 0 | 10 | 0 | 0 | 0 | 0 | 0 | 0 | 0 | 1 | 3 | 1 | 11 | 0 |
| Brantley | 1 | 1 | 1 | 0 | 2 | 0 | 4 | 1 | 8 | 0 | 1 | 14 | 0 | 0 | 0 | 0 | 0 | 0 | 1 | 9 | 0 |
| Brooks | 0 | 0 | 5 | 0 | 1 | 0 | 4 | 1 | 10 | 0 | 0 | 0 | 0 | 0 | 0 | 0 | 0 | 0 | 10 | 0 | 0 |
| Bryan | 0 | 0 | 6 | 0 | 5 | 0 | 3 | 0 | 14 | 0 | 0 | 0 | 0 | 0 | 0 | 0 | 1 | 3 | 1 | 15 | 0 |
| Bulloch | 4 | 4 | 19 | 1 | 12 | 1 | 5 | 1 | 40 | 1 | 0 | 0 | 1 | 1 | 1 | 1 | 2 | 7 | 4 | 44 | 1 |
| Burke | 2 | 2 | 13 | 0 | 16 | 1 | 1 | 0 | 32 | 1 | 0 | 0 | 0 | 0 | 0 | 0 | 0 | 0 | 32 | 1 | 0 |
| Butts | 0 | 0 | 16 | 1 | 10 | 0 | 3 | 0 | 29 | 0 | 0 | 0 | 0 | 0 | 1 | 1 | 0 | 0 | 1 | 30 | 0 |
| Calhoun | 0 | 0 | 2 | 0 | 4 | 0 | 1 | 0 | 7 | 0 | 0 | 0 | 0 | 0 | 0 | 0 | 0 | 0 | 7 | 0 | 0 |
| Camden | 0 | 0 | 14 | 0 | 10 | 0 | 0 | 0 | 24 | 0 | 0 | 0 | 0 | 0 | 1 | 1 | 0 | 0 | 1 | 25 | 0 |
| Candler | 0 | 0 | 1 | 0 | 1 | 0 | 0 | 0 | 2 | 0 | 0 | 0 | 0 | 0 | 0 | 0 | 0 | 0 | 2 | 0 | 0 |
| Carroll | 1 | 1 | 17 | 1 | 14 | 1 | 5 | 1 | 37 | 1 | 0 | 0 | 3 | 2 | 1 | 1 | 0 | 0 | 4 | 41 | 1 |
| Catoosa | 0 | 0 | 7 | 0 | 10 | 0 | 0 | 0 | 17 | 0 | 0 | 0 | 0 | 0 | 0 | 0 | 0 | 0 | 17 | 0 | 0 |
| Charlton | 0 | 0 | 0 | 0 | 1 | 0 | 0 | 0 | 1 | 0 | 0 | 0 | 2 | 2 | 0 | 0 | 0 | 0 | 2 | 3 | 0 |
| Chatham | 8 | 7 | 168 | 6 | 127 | 5 | 27 | 4 | 330 | 6 | 0 | 0 | 2 | 2 | 2 | 2 | 0 | 0 | 4 | 334 | 5 |
| Chattahoochee | 0 | 0 | 0 | 0 | 3 | 0 | 0 | 0 | 3 | 0 | 0 | 0 | 0 | 0 | 0 | 0 | 0 | 0 | 3 | 0 | 0 |
| Chattooga | 0 | 0 | 6 | 0 | 7 | 0 | 3 | 0 | 16 | 0 | 0 | 0 | 0 | 0 | 1 | 1 | 1 | 3 | 2 | 18 | 0 |
| Cherokee | 1 | 1 | 6 | 0 | 20 | 1 | 5 | 1 | 32 | 1 | 0 | 0 | 3 | 2 | 0 | 0 | 0 | 0 | 3 | 35 | 1 |
| Clarke | 2 | 2 | 37 | 1 | 27 | 1 | 9 | 1 | 75 | 1 | 0 | 0 | 5 | 4 | 0 | 0 | 1 | 3 | 6 | 81 | 1 |
| Clay | 0 | 0 | 1 | 0 | 2 | 0 | 0 | 0 | 3 | 0 | 0 | 0 | 0 | 0 | 0 | 0 | 0 | 0 | 3 | 0 | 0 |
| Clayton | 4 | 4 | 68 | 2 | 61 | 3 | 10 | 2 | 143 | 2 | 0 | 0 | 5 | 4 | 2 | 2 | 0 | 0 | 7 | 150 | 2 |
| Clinch | 0 | 0 | 1 | 0 | 3 | 0 | 1 | 0 | 5 | 0 | 0 | 0 | 0 | 0 | 0 | 0 | 0 | 0 | 5 | 0 | 0 |
| Cobb | 4 | 4 | 111 | 4 | 86 | 4 | 21 | 3 | 222 | 4 | 1 | 14 | 4 | 3 | 7 | 7 | 1 | 3 | 13 | 235 | 4 |
| Coffee | 0 | 0 | 7 | 0 | 10 | 0 | 3 | 0 | 20 | 0 | 0 | 0 | 3 | 2 | 1 | 1 | 0 | 0 | 4 | 24 | 0 |
| Colquit | 2 | 2 | 32 | 1 | 28 | 1 | 5 | 1 | 67 | 1 | 0 | 0 | 0 | 0 | 1 | 1 | 1 | 3 | 2 | 69 | 1 |
| Columbia | 0 | 0 | 10 | 0 | 12 | 1 | 1 | 0 | 23 | 0 | 0 | 0 | 1 | 1 | 1 | 1 | 0 | 0 | 2 | 25 | 0 |

(continued)

Inmate statistical profile

Sample: ACTIVE PRISONERS SERVING LIFE EXCLUDING JAIL
Active inmates 03/22/2004

Requestor: Statistics

County Of Conviction by current age & sex (continued)

| County Of Conviction | Age | | Age | | M E N | | | | Age | | Age | | W O M E N | | | | Women | | Grand | | | |
|----------------------|-------|----|-------|----|-------|-----|-----|----|-------|----|-------|----|-----------|-----|---|-------|-------|-------|-------|-------|-----|----|
| | 00-21 | % | 22-39 | % | Age | Age | Men | % | 00-21 | % | 22-39 | % | Age | Age | % | 55-99 | % | Total | % | Total | % | |
| Cook | 1 | 1 | 5 | 0 | 3 | 0 | 2 | 0 | 11 | 0 | 0 | 0 | 0 | 0 | 1 | 1 | 0 | 0 | 1 | 0 | 12 | 0 |
| Coweta | 0 | 0 | 24 | 1 | 17 | 1 | 3 | 0 | 44 | 1 | 0 | 0 | 1 | 1 | 1 | 1 | 0 | 0 | 2 | 1 | 46 | 1 |
| Crawford | 0 | 0 | 2 | 0 | 1 | 0 | 0 | 0 | 3 | 0 | 0 | 0 | 0 | 0 | 0 | 0 | 0 | 0 | 0 | 0 | 3 | 0 |
| Crisp | 0 | 0 | 16 | 1 | 12 | 1 | 5 | 1 | 33 | 1 | 0 | 0 | 2 | 2 | 1 | 1 | 1 | 3 | 4 | 2 | 37 | 1 |
| Dade | 0 | 0 | 8 | 0 | 6 | 0 | 3 | 0 | 17 | 0 | 0 | 0 | 0 | 0 | 0 | 0 | 0 | 0 | 0 | 0 | 17 | 0 |
| Dawson | 0 | 0 | 1 | 0 | 5 | 0 | 0 | 0 | 6 | 0 | 0 | 0 | 0 | 0 | 0 | 0 | 0 | 0 | 0 | 0 | 6 | 0 |
| Decatur | 0 | 0 | 18 | 1 | 8 | 0 | 3 | 0 | 29 | 0 | 0 | 0 | 1 | 1 | 0 | 0 | 0 | 0 | 1 | 0 | 30 | 0 |
| DeKalb | 10 | 9 | 256 | 9 | 191 | 8 | 36 | 6 | 493 | 8 | 0 | 0 | 7 | 5 | 3 | 3 | 1 | 3 | 11 | 4 | 504 | 8 |
| Dodge | 0 | 0 | 6 | 0 | 6 | 0 | 1 | 0 | 13 | 0 | 0 | 0 | 0 | 0 | 0 | 0 | 0 | 0 | 0 | 0 | 13 | 0 |
| Dooly | 0 | 0 | 9 | 0 | 7 | 0 | 1 | 0 | 17 | 0 | 0 | 0 | 0 | 0 | 0 | 0 | 0 | 0 | 0 | 0 | 17 | 0 |
| Dougherty | 3 | 3 | 70 | 2 | 44 | 2 | 8 | 1 | 125 | 2 | 0 | 0 | 2 | 2 | 4 | 4 | 0 | 0 | 6 | 2 | 131 | 2 |
| Douglas | 3 | 3 | 56 | 2 | 21 | 1 | 9 | 1 | 89 | 1 | 0 | 0 | 1 | 1 | 1 | 1 | 0 | 0 | 2 | 1 | 91 | 1 |
| Early | 0 | 0 | 10 | 0 | 6 | 0 | 2 | 0 | 18 | 0 | 0 | 0 | 0 | 0 | 0 | 0 | 0 | 0 | 0 | 0 | 18 | 0 |
| Effingham | 1 | 1 | 5 | 0 | 4 | 0 | 1 | 0 | 11 | 0 | 0 | 0 | 0 | 0 | 0 | 0 | 0 | 0 | 0 | 0 | 11 | 0 |
| Elbert | 0 | 0 | 5 | 0 | 19 | 1 | 0 | 0 | 24 | 0 | 0 | 0 | 1 | 1 | 0 | 0 | 0 | 0 | 1 | 0 | 25 | 0 |
| Emanuel | 0 | 0 | 7 | 0 | 9 | 0 | 3 | 0 | 19 | 0 | 0 | 0 | 0 | 0 | 1 | 1 | 0 | 0 | 1 | 0 | 20 | 0 |
| Evans | 0 | 0 | 5 | 0 | 2 | 0 | 1 | 0 | 8 | 0 | 0 | 0 | 0 | 0 | 0 | 0 | 0 | 0 | 0 | 0 | 8 | 0 |
| Fannin | 0 | 0 | 5 | 0 | 3 | 0 | 3 | 0 | 11 | 0 | 0 | 0 | 0 | 0 | 0 | 0 | 0 | 0 | 0 | 0 | 11 | 0 |
| Fayette | 0 | 0 | 12 | 0 | 5 | 0 | 1 | 0 | 18 | 0 | 0 | 0 | 0 | 0 | 0 | 0 | 0 | 0 | 0 | 0 | 18 | 0 |
| Floyd | 0 | 0 | 24 | 1 | 22 | 1 | 10 | 2 | 56 | 1 | 0 | 0 | 4 | 3 | 2 | 2 | 1 | 3 | 7 | 3 | 63 | 1 |
| Forsyth | 0 | 0 | 3 | 0 | 8 | 0 | 8 | 1 | 19 | 0 | 0 | 0 | 1 | 1 | 1 | 1 | 0 | 0 | 2 | 1 | 21 | 0 |
| Franklin | 0 | 0 | 3 | 0 | 4 | 0 | 0 | 0 | 7 | 0 | 0 | 0 | 0 | 0 | 2 | 2 | 0 | 0 | 2 | 1 | 9 | 0 |
| Fulton | 11 | 10 | 470 | 16 | 352 | 15 | 101 | 16 | 934 | 16 | 0 | 0 | 14 | 11 | 8 | 8 | 4 | 14 | 26 | 10 | 960 | 15 |
| Gilmer | 0 | 0 | 2 | 0 | 2 | 0 | 2 | 0 | 6 | 0 | 0 | 0 | 0 | 0 | 0 | 0 | 0 | 0 | 0 | 0 | 6 | 0 |
| Glascocock | 0 | 0 | 0 | 0 | 0 | 0 | 1 | 0 | 1 | 0 | 0 | 0 | 0 | 0 | 0 | 0 | 0 | 0 | 0 | 0 | 1 | 0 |
| Glynn | 0 | 0 | 32 | 1 | 30 | 1 | 8 | 1 | 70 | 1 | 0 | 0 | 2 | 2 | 0 | 0 | 0 | 0 | 2 | 1 | 72 | 1 |
| Gordon | 0 | 0 | 16 | 1 | 16 | 1 | 3 | 0 | 35 | 1 | 0 | 0 | 0 | 0 | 1 | 1 | 0 | 0 | 1 | 0 | 36 | 1 |
| Grady | 1 | 1 | 26 | 1 | 9 | 0 | 1 | 0 | 37 | 1 | 0 | 0 | 0 | 0 | 0 | 0 | 0 | 0 | 0 | 0 | 37 | 1 |
| Greene | 0 | 0 | 4 | 0 | 4 | 0 | 1 | 0 | 9 | 0 | 0 | 0 | 0 | 0 | 0 | 0 | 0 | 0 | 0 | 0 | 9 | 0 |
| Gwinnett | 6 | 5 | 72 | 3 | 45 | 2 | 12 | 2 | 135 | 2 | 0 | 0 | 3 | 2 | 5 | 5 | 1 | 3 | 9 | 3 | 144 | 2 |
| Habersham | 0 | 0 | 9 | 0 | 14 | 1 | 0 | 0 | 23 | 0 | 0 | 0 | 0 | 0 | 0 | 0 | 0 | 0 | 0 | 0 | 23 | 0 |
| Hall | 3 | 3 | 34 | 1 | 41 | 2 | 12 | 2 | 90 | 2 | 1 | 14 | 4 | 3 | 3 | 3 | 1 | 3 | 9 | 3 | 99 | 2 |
| Hancock | 0 | 0 | 3 | 0 | 1 | 0 | 0 | 0 | 4 | 0 | 0 | 0 | 0 | 0 | 1 | 1 | 0 | 0 | 1 | 0 | 5 | 0 |
| Haralson | 0 | 0 | 3 | 0 | 2 | 0 | 0 | 0 | 5 | 0 | 0 | 0 | 0 | 0 | 0 | 0 | 0 | 0 | 0 | 0 | 5 | 0 |
| Harris | 0 | 0 | 8 | 0 | 3 | 0 | 0 | 0 | 11 | 0 | 0 | 0 | 0 | 0 | 0 | 0 | 0 | 0 | 0 | 0 | 11 | 0 |

(continued)

Inmate statistical profile

Sample: ACTIVE PRISONERS SERVING LIFE EXCLUDING JAIL
Active inmates 03/22/2004

Requestor: Statistics

County Of Conviction by current age & sex (continued)

| County Of Conviction | M E N | | | | | | | | W O M E N | | | | | | | | Grand | | | | | |
|----------------------|-------|---|-----|---|-----|---|-----|---|-----------|---|-----|---|-----|---|-----|---|-------|---|-------|----|-----|---|
| | Age | % | Age | % | Age | % | Age | % | Men | % | Age | % | Age | % | Age | % | Women | % | Total | % | | |
| Hart | 0 | 0 | 5 | 0 | 2 | 0 | 1 | 0 | 8 | 0 | 0 | 0 | 0 | 0 | 0 | 0 | 0 | 0 | 8 | 0 | | |
| Heard | 0 | 0 | 3 | 0 | 0 | 0 | 3 | 0 | 6 | 0 | 0 | 0 | 0 | 0 | 0 | 0 | 0 | 0 | 6 | 0 | | |
| Henry | 1 | 1 | 18 | 1 | 11 | 0 | 3 | 0 | 33 | 1 | 0 | 0 | 2 | 2 | 0 | 0 | 0 | 2 | 1 | 35 | 1 | |
| Houston | 2 | 2 | 33 | 1 | 21 | 1 | 2 | 0 | 58 | 1 | 0 | 0 | 2 | 2 | 2 | 2 | 1 | 3 | 5 | 2 | 63 | 1 |
| Irwin | 1 | 1 | 3 | 0 | 2 | 0 | 1 | 0 | 7 | 0 | 0 | 0 | 0 | 0 | 0 | 0 | 0 | 0 | 0 | 7 | 0 | |
| Jackson | 2 | 2 | 9 | 0 | 10 | 0 | 4 | 1 | 25 | 0 | 0 | 0 | 1 | 1 | 0 | 0 | 0 | 0 | 1 | 0 | 26 | 0 |
| Jasper | 0 | 0 | 4 | 0 | 2 | 0 | 0 | 0 | 6 | 0 | 0 | 0 | 0 | 0 | 1 | 1 | 0 | 0 | 1 | 0 | 7 | 0 |
| Jeff Davis | 0 | 0 | 3 | 0 | 3 | 0 | 1 | 0 | 7 | 0 | 0 | 0 | 0 | 0 | 0 | 0 | 0 | 0 | 0 | 7 | 0 | |
| Jefferson | 0 | 0 | 5 | 0 | 8 | 0 | 4 | 1 | 17 | 0 | 0 | 0 | 0 | 0 | 0 | 0 | 0 | 0 | 0 | 17 | 0 | |
| Jenkins | 0 | 0 | 1 | 0 | 4 | 0 | 1 | 0 | 6 | 0 | 0 | 0 | 0 | 0 | 0 | 0 | 0 | 0 | 0 | 6 | 0 | |
| Johnson | 0 | 0 | 6 | 0 | 5 | 0 | 1 | 0 | 12 | 0 | 0 | 0 | 1 | 1 | 0 | 0 | 0 | 0 | 1 | 0 | 13 | 0 |
| Jones | 0 | 0 | 2 | 0 | 7 | 0 | 2 | 0 | 11 | 0 | 0 | 0 | 1 | 1 | 0 | 0 | 0 | 0 | 1 | 0 | 12 | 0 |
| Lamar | 0 | 0 | 6 | 0 | 5 | 0 | 4 | 1 | 15 | 0 | 0 | 0 | 0 | 0 | 1 | 1 | 0 | 0 | 1 | 0 | 16 | 0 |
| Lanier | 0 | 0 | 1 | 0 | 0 | 0 | 0 | 0 | 1 | 0 | 0 | 0 | 0 | 0 | 0 | 0 | 0 | 0 | 0 | 1 | 0 | |
| Laurens | 0 | 0 | 10 | 0 | 11 | 0 | 1 | 0 | 22 | 0 | 0 | 0 | 1 | 1 | 1 | 1 | 0 | 0 | 2 | 1 | 24 | 0 |
| Lee | 0 | 0 | 1 | 0 | 1 | 0 | 0 | 0 | 2 | 0 | 0 | 0 | 1 | 1 | 0 | 0 | 0 | 0 | 1 | 0 | 3 | 0 |
| Liberty | 0 | 0 | 20 | 1 | 8 | 0 | 5 | 1 | 33 | 1 | 0 | 0 | 0 | 0 | 2 | 2 | 0 | 0 | 2 | 1 | 35 | 1 |
| Lincoln | 1 | 1 | 3 | 0 | 0 | 0 | 2 | 0 | 6 | 0 | 0 | 0 | 0 | 0 | 0 | 0 | 0 | 0 | 0 | 6 | 0 | |
| Long | 1 | 1 | 7 | 0 | 3 | 0 | 0 | 0 | 11 | 0 | 0 | 0 | 2 | 2 | 0 | 0 | 0 | 0 | 2 | 1 | 13 | 0 |
| Lowndes | 0 | 0 | 36 | 1 | 33 | 1 | 4 | 1 | 73 | 1 | 0 | 0 | 0 | 0 | 1 | 1 | 1 | 3 | 2 | 1 | 75 | 1 |
| Lumpkin | 0 | 0 | 4 | 0 | 1 | 0 | 2 | 0 | 7 | 0 | 0 | 0 | 0 | 0 | 0 | 0 | 0 | 0 | 0 | 7 | 0 | |
| Macon | 0 | 0 | 15 | 1 | 8 | 0 | 1 | 0 | 24 | 0 | 0 | 0 | 0 | 0 | 0 | 0 | 0 | 0 | 0 | 24 | 0 | |
| Madison | 0 | 0 | 7 | 0 | 4 | 0 | 1 | 0 | 12 | 0 | 0 | 0 | 1 | 1 | 1 | 1 | 0 | 0 | 2 | 1 | 14 | 0 |
| Marion | 0 | 0 | 2 | 0 | 1 | 0 | 0 | 0 | 3 | 0 | 0 | 0 | 0 | 0 | 0 | 0 | 1 | 3 | 1 | 0 | 4 | 0 |
| McDuffie | 1 | 1 | 18 | 1 | 16 | 1 | 4 | 1 | 39 | 1 | 0 | 0 | 1 | 1 | 0 | 0 | 0 | 0 | 1 | 0 | 40 | 1 |
| McIntosh | 1 | 1 | 6 | 0 | 9 | 0 | 1 | 0 | 17 | 0 | 0 | 0 | 0 | 0 | 0 | 0 | 0 | 0 | 0 | 17 | 0 | |
| Meriwether | 1 | 1 | 7 | 0 | 9 | 0 | 5 | 1 | 22 | 0 | 0 | 0 | 1 | 1 | 0 | 0 | 1 | 3 | 2 | 1 | 24 | 0 |
| Miller | 0 | 0 | 2 | 0 | 1 | 0 | 0 | 0 | 3 | 0 | 0 | 0 | 0 | 0 | 0 | 0 | 0 | 0 | 0 | 3 | 0 | |
| Mitchell | 1 | 1 | 10 | 0 | 12 | 1 | 4 | 1 | 27 | 0 | 0 | 0 | 2 | 2 | 0 | 0 | 0 | 0 | 2 | 1 | 29 | 0 |
| Monroe | 0 | 0 | 9 | 0 | 10 | 0 | 3 | 0 | 22 | 0 | 0 | 0 | 3 | 2 | 0 | 0 | 0 | 0 | 3 | 1 | 25 | 0 |
| Montgomery | 0 | 0 | 0 | 0 | 3 | 0 | 0 | 0 | 3 | 0 | 0 | 0 | 0 | 0 | 0 | 0 | 0 | 0 | 0 | 3 | 0 | |
| Morgan | 0 | 0 | 12 | 0 | 4 | 0 | 0 | 0 | 16 | 0 | 0 | 0 | 2 | 2 | 0 | 0 | 0 | 0 | 2 | 1 | 18 | 0 |
| Murray | 0 | 0 | 7 | 0 | 4 | 0 | 7 | 1 | 18 | 0 | 0 | 0 | 0 | 0 | 0 | 0 | 0 | 0 | 0 | 18 | 0 | |
| Muscogee | 4 | 4 | 83 | 3 | 87 | 4 | 15 | 2 | 189 | 3 | 0 | 0 | 4 | 3 | 3 | 3 | 0 | 0 | 7 | 3 | 196 | 3 |
| Newton | 0 | 0 | 42 | 1 | 22 | 1 | 3 | 0 | 67 | 1 | 0 | 0 | 1 | 1 | 0 | 0 | 0 | 0 | 1 | 0 | 68 | 1 |

(continued)

Inmate statistical profile

Sample: ACTIVE PRISONERS SERVING LIFE EXCLUDING JAIL
Active inmates 03/22/2004

Requestor: Statistics

County Of Conviction by current age & sex (continued)

| County Of Conviction | M E N | | | | | | | | W O M E N | | | | | | | | Grand | | | |
|----------------------|-------|---|-----|---|-----|---|-----|---|-----------|---|-----|----|-----|---|-----|---|-------|---|-------|---|
| | Age | % | Age | % | Age | % | Age | % | Men | % | Age | % | Age | % | Age | % | Women | % | Total | % |
| Oconee | 0 | 0 | 8 | 0 | 4 | 0 | 0 | 0 | 12 | 0 | 0 | 0 | 0 | 0 | 0 | 0 | 0 | 0 | 12 | 0 |
| Oglethorpe | 0 | 0 | 4 | 0 | 5 | 0 | 2 | 0 | 11 | 0 | 0 | 0 | 0 | 0 | 0 | 0 | 0 | 0 | 11 | 0 |
| Paulding | 3 | 3 | 3 | 0 | 8 | 0 | 2 | 0 | 16 | 0 | 0 | 0 | 1 | 1 | 0 | 0 | 1 | 0 | 17 | 0 |
| Peach | 0 | 0 | 5 | 0 | 3 | 0 | 0 | 0 | 8 | 0 | 0 | 0 | 1 | 1 | 0 | 0 | 1 | 0 | 9 | 0 |
| Pickens | 0 | 0 | 2 | 0 | 3 | 0 | 1 | 0 | 6 | 0 | 0 | 0 | 0 | 0 | 0 | 0 | 0 | 0 | 6 | 0 |
| Pierce | 1 | 1 | 5 | 0 | 3 | 0 | 1 | 0 | 10 | 0 | 0 | 0 | 0 | 0 | 0 | 0 | 0 | 0 | 10 | 0 |
| Pike | 0 | 0 | 2 | 0 | 2 | 0 | 1 | 0 | 5 | 0 | 0 | 0 | 0 | 0 | 0 | 0 | 0 | 0 | 5 | 0 |
| Polk | 0 | 0 | 15 | 1 | 7 | 0 | 4 | 1 | 26 | 0 | 0 | 0 | 0 | 0 | 0 | 0 | 0 | 0 | 26 | 0 |
| Pulaski | 0 | 0 | 6 | 0 | 1 | 0 | 0 | 0 | 7 | 0 | 0 | 0 | 1 | 1 | 0 | 0 | 1 | 0 | 8 | 0 |
| Putnam | 0 | 0 | 13 | 0 | 11 | 0 | 4 | 1 | 28 | 0 | 0 | 0 | 0 | 0 | 0 | 0 | 0 | 0 | 28 | 0 |
| Quitman | 0 | 0 | 4 | 0 | 0 | 0 | 0 | 0 | 4 | 0 | 0 | 0 | 0 | 0 | 0 | 0 | 0 | 0 | 4 | 0 |
| Rabun | 0 | 0 | 4 | 0 | 3 | 0 | 0 | 0 | 7 | 0 | 0 | 0 | 0 | 0 | 0 | 0 | 0 | 0 | 7 | 0 |
| Randolph | 0 | 0 | 2 | 0 | 6 | 0 | 2 | 0 | 10 | 0 | 0 | 0 | 0 | 0 | 0 | 0 | 0 | 0 | 10 | 0 |
| Richmond | 6 | 5 | 161 | 6 | 97 | 4 | 22 | 4 | 286 | 5 | 0 | 0 | 10 | 8 | 5 | 5 | 2 | 7 | 303 | 5 |
| Rockdale | 0 | 0 | 5 | 0 | 17 | 1 | 5 | 1 | 27 | 0 | 0 | 0 | 1 | 1 | 0 | 0 | 1 | 0 | 28 | 0 |
| Schley | 0 | 0 | 3 | 0 | 1 | 0 | 0 | 0 | 4 | 0 | 0 | 0 | 0 | 0 | 0 | 0 | 0 | 0 | 4 | 0 |
| Screven | 0 | 0 | 2 | 0 | 6 | 0 | 2 | 0 | 10 | 0 | 0 | 0 | 0 | 0 | 0 | 0 | 0 | 0 | 10 | 0 |
| Seminole | 0 | 0 | 4 | 0 | 4 | 0 | 3 | 0 | 11 | 0 | 0 | 0 | 2 | 2 | 0 | 0 | 2 | 1 | 13 | 0 |
| Spalding | 2 | 2 | 36 | 1 | 29 | 1 | 10 | 2 | 77 | 1 | 1 | 14 | 2 | 2 | 1 | 1 | 1 | 3 | 82 | 1 |
| Stephens | 0 | 0 | 4 | 0 | 4 | 0 | 4 | 1 | 12 | 0 | 0 | 0 | 0 | 0 | 0 | 0 | 0 | 0 | 12 | 0 |
| Stewart | 0 | 0 | 2 | 0 | 1 | 0 | 0 | 0 | 3 | 0 | 0 | 0 | 0 | 0 | 2 | 2 | 0 | 0 | 5 | 0 |
| Sumter | 1 | 1 | 4 | 0 | 12 | 1 | 3 | 0 | 20 | 0 | 0 | 0 | 0 | 0 | 0 | 0 | 0 | 0 | 20 | 0 |
| Talbot | 0 | 0 | 8 | 0 | 2 | 0 | 0 | 0 | 10 | 0 | 0 | 0 | 0 | 0 | 1 | 1 | 0 | 0 | 11 | 0 |
| Taliaferro | 0 | 0 | 0 | 0 | 3 | 0 | 0 | 0 | 3 | 0 | 0 | 0 | 0 | 0 | 0 | 0 | 0 | 0 | 3 | 0 |
| Tattnall | 0 | 0 | 12 | 0 | 11 | 0 | 3 | 0 | 26 | 0 | 0 | 0 | 0 | 0 | 1 | 1 | 0 | 0 | 27 | 0 |
| Taylor | 2 | 2 | 9 | 0 | 6 | 0 | 0 | 0 | 17 | 0 | 0 | 0 | 0 | 0 | 0 | 0 | 0 | 0 | 17 | 0 |
| Telfair | 0 | 0 | 7 | 0 | 2 | 0 | 1 | 0 | 10 | 0 | 0 | 0 | 0 | 0 | 1 | 1 | 0 | 0 | 11 | 0 |
| Terrell | 0 | 0 | 11 | 0 | 3 | 0 | 2 | 0 | 16 | 0 | 0 | 0 | 0 | 0 | 0 | 0 | 0 | 0 | 16 | 0 |
| Thomas | 1 | 1 | 16 | 1 | 22 | 1 | 5 | 1 | 44 | 1 | 0 | 0 | 1 | 1 | 2 | 2 | 0 | 0 | 47 | 1 |
| Tift | 2 | 2 | 31 | 1 | 29 | 1 | 4 | 1 | 66 | 1 | 0 | 0 | 0 | 0 | 2 | 2 | 1 | 3 | 69 | 1 |
| Toombs | 1 | 1 | 25 | 1 | 10 | 0 | 1 | 0 | 37 | 1 | 0 | 0 | 1 | 1 | 1 | 1 | 0 | 0 | 39 | 1 |
| Towns | 0 | 0 | 0 | 0 | 2 | 0 | 0 | 0 | 2 | 0 | 0 | 0 | 0 | 0 | 0 | 0 | 0 | 0 | 2 | 0 |
| Treutlen | 0 | 0 | 4 | 0 | 4 | 0 | 0 | 0 | 8 | 0 | 0 | 0 | 0 | 0 | 0 | 0 | 0 | 0 | 8 | 0 |
| Troup | 1 | 1 | 20 | 1 | 33 | 1 | 6 | 1 | 60 | 1 | 0 | 0 | 1 | 1 | 2 | 2 | 0 | 0 | 63 | 1 |
| Turner | 0 | 0 | 6 | 0 | 3 | 0 | 4 | 1 | 13 | 0 | 0 | 0 | 0 | 0 | 0 | 0 | 0 | 0 | 13 | 0 |

(continued)

Inmate statistical profile

Sample: ACTIVE PRISONERS SERVING LIFE EXCLUDING JAIL
Active inmates 03/22/2004

Requestor: Statistics

County Of Conviction by current age & sex (continued)

| County Of Conviction | M E N | | | | | | W O M E N | | | | | | Grand Total | % | | | | | | | | |
|----------------------|-----------|-------|-----------|-------|-----------|-------|-----------|-------|-----------|-----------|-------|-----------|-------------|-----|-------|-----------|-------|-------------|-------|-----|------|-----|
| | Age 00-21 | Age % | Age 22-39 | Age % | Age 40-54 | Age % | Age 55-99 | Age % | Men Total | Age 00-21 | Age % | Age 22-39 | | | Age % | Age 40-54 | Age % | Women Total | Age % | | | |
| Twiggs | 0 | 0 | 1 | 0 | 5 | 0 | 1 | 0 | 7 | 0 | 0 | 0 | 0 | 0 | 0 | 0 | 0 | 7 | 0 | | | |
| Union | 0 | 0 | 0 | 0 | 1 | 0 | 0 | 0 | 1 | 0 | 0 | 0 | 0 | 0 | 0 | 0 | 0 | 1 | 0 | | | |
| Upson | 2 | 2 | 7 | 0 | 5 | 0 | 2 | 0 | 16 | 0 | 0 | 0 | 1 | 1 | 0 | 0 | 1 | 0 | 17 | 0 | | |
| Walker | 0 | 0 | 10 | 0 | 13 | 1 | 5 | 1 | 28 | 0 | 0 | 0 | 1 | 1 | 2 | 2 | 0 | 3 | 1 | 31 | 0 | |
| Walton | 1 | 1 | 20 | 1 | 26 | 1 | 1 | 0 | 48 | 1 | 0 | 0 | 1 | 1 | 0 | 0 | 1 | 3 | 2 | 1 | 50 | 1 |
| Ware | 0 | 0 | 8 | 0 | 10 | 0 | 6 | 1 | 24 | 0 | 0 | 0 | 0 | 0 | 1 | 1 | 0 | 0 | 1 | 0 | 25 | 0 |
| Warren | 0 | 0 | 3 | 0 | 4 | 0 | 2 | 0 | 9 | 0 | 0 | 0 | 0 | 0 | 0 | 0 | 0 | 0 | 0 | 0 | 9 | 0 |
| Washington | 0 | 0 | 2 | 0 | 8 | 0 | 2 | 0 | 12 | 0 | 0 | 0 | 2 | 2 | 0 | 0 | 0 | 2 | 1 | 14 | 0 | |
| Wayne | 0 | 0 | 5 | 0 | 8 | 0 | 2 | 0 | 15 | 0 | 1 | 14 | 0 | 0 | 0 | 0 | 0 | 1 | 0 | 16 | 0 | |
| Webster | 0 | 0 | 1 | 0 | 0 | 0 | 0 | 0 | 1 | 0 | 0 | 0 | 0 | 0 | 0 | 0 | 0 | 0 | 0 | 1 | 0 | 0 |
| Wheeler | 0 | 0 | 2 | 0 | 3 | 0 | 2 | 0 | 7 | 0 | 0 | 0 | 0 | 0 | 0 | 0 | 1 | 3 | 1 | 0 | 8 | 0 |
| White | 0 | 0 | 1 | 0 | 3 | 0 | 0 | 0 | 4 | 0 | 0 | 0 | 0 | 0 | 0 | 0 | 0 | 0 | 0 | 0 | 4 | 0 |
| Whitfield | 0 | 0 | 20 | 1 | 30 | 1 | 10 | 2 | 60 | 1 | 0 | 0 | 2 | 2 | 4 | 4 | 0 | 0 | 6 | 2 | 66 | 1 |
| Wilcox | 0 | 0 | 1 | 0 | 5 | 0 | 1 | 0 | 7 | 0 | 1 | 14 | 0 | 0 | 0 | 0 | 0 | 0 | 1 | 0 | 8 | 0 |
| Wilkes | 0 | 0 | 5 | 0 | 5 | 0 | 2 | 0 | 12 | 0 | 0 | 0 | 1 | 1 | 0 | 0 | 0 | 0 | 1 | 0 | 13 | 0 |
| Wilkinson | 0 | 0 | 6 | 0 | 4 | 0 | 0 | 0 | 10 | 0 | 0 | 0 | 0 | 0 | 0 | 0 | 0 | 0 | 0 | 0 | 10 | 0 |
| Worth | 0 | 0 | 12 | 0 | 7 | 0 | 3 | 0 | 22 | 0 | 0 | 0 | 1 | 1 | 0 | 0 | 0 | 0 | 1 | 0 | 23 | 0 |
| Total reported | 114 | 100 | 2865 | 100 | 2393 | 100 | 620 | 100 | 5992 | 100 | 7 | 100 | 129 | 100 | 98 | 100 | 29 | 100 | 263 | 100 | 6255 | 100 |
| Percent reported | 100.0 | | 99.9 | | 100.0 | | 100.0 | | 99.9 | | 100.0 | | 99.2 | | 100.0 | | 100.0 | | 99.6 | | 99.9 | |
| Not reported | 0 | | 4 | | 1 | | 0 | | 5 | | 0 | | 1 | | 0 | | 0 | | 1 | | 6 | |
| Total | 114 | | 2869 | | 2394 | | 620 | | 5997 | | 7 | | 130 | | 98 | | 29 | | 264 | | 6261 | |

Inmate statistical profile

Sample: ACTIVE PRISONERS SERVING LIFE EXCLUDING JAIL
Active inmates 03/22/2004

Requestor: Statistics

Circ Of Conviction by current age & sex

| Circ Of Conviction | M E N | | | | | | | | W O M E N | | | | | | | | Grand | | | | | |
|--------------------|-------|----|-------|----|-------|----|-------|----|-----------|----|-------|----|-------|----|-------|---|-------|----|-------|----|-----|----|
| | Age | % | Age | % | Age | % | Age | % | Men | % | Age | % | Age | % | Age | % | Women | % | Total | % | | |
| | 00-21 | | 22-39 | | 40-54 | | 55-99 | | Total | | 00-21 | | 22-39 | | 40-54 | | 55-99 | | Total | | | |
| Alapaha | 1 | 1 | 11 | 0 | 11 | 0 | 5 | 1 | 28 | 0 | 0 | 0 | 0 | 0 | 2 | 2 | 0 | 0 | 2 | 1 | 30 | 0 |
| Alcovy | 1 | 1 | 62 | 2 | 48 | 2 | 4 | 1 | 115 | 2 | 0 | 0 | 2 | 2 | 0 | 0 | 1 | 3 | 3 | 1 | 118 | 2 |
| Atlanta | 11 | 10 | 470 | 16 | 352 | 15 | 101 | 16 | 934 | 16 | 0 | 0 | 14 | 11 | 8 | 8 | 4 | 14 | 26 | 10 | 960 | 15 |
| Atlantic | 2 | 2 | 56 | 2 | 38 | 2 | 13 | 2 | 109 | 2 | 0 | 0 | 2 | 2 | 3 | 3 | 1 | 3 | 6 | 2 | 115 | 2 |
| Augusta | 8 | 7 | 184 | 6 | 125 | 5 | 24 | 4 | 341 | 6 | 0 | 0 | 11 | 9 | 6 | 6 | 2 | 7 | 19 | 7 | 360 | 6 |
| Blue Ridge | 1 | 1 | 6 | 0 | 20 | 1 | 5 | 1 | 32 | 1 | 0 | 0 | 3 | 2 | 0 | 0 | 0 | 0 | 3 | 1 | 35 | 1 |
| Brunswick | 0 | 0 | 58 | 2 | 55 | 2 | 13 | 2 | 126 | 2 | 1 | 14 | 2 | 2 | 1 | 1 | 0 | 0 | 4 | 2 | 130 | 2 |
| Chattahoochee | 6 | 5 | 110 | 4 | 102 | 4 | 15 | 2 | 233 | 4 | 0 | 0 | 4 | 3 | 4 | 4 | 1 | 3 | 9 | 3 | 242 | 4 |
| Cherokee | 0 | 0 | 39 | 1 | 38 | 2 | 9 | 1 | 86 | 1 | 0 | 0 | 1 | 1 | 1 | 1 | 0 | 0 | 2 | 1 | 88 | 1 |
| Clayton | 4 | 4 | 68 | 2 | 61 | 3 | 10 | 2 | 143 | 2 | 0 | 0 | 5 | 4 | 2 | 2 | 0 | 0 | 7 | 3 | 150 | 2 |
| Cobb | 4 | 4 | 111 | 4 | 86 | 4 | 21 | 3 | 222 | 4 | 1 | 14 | 4 | 3 | 7 | 7 | 1 | 3 | 13 | 5 | 235 | 4 |
| Conasauga | 0 | 0 | 27 | 1 | 34 | 1 | 17 | 3 | 78 | 1 | 0 | 0 | 2 | 2 | 4 | 4 | 0 | 0 | 6 | 2 | 84 | 1 |
| Cordele | 1 | 1 | 31 | 1 | 33 | 1 | 11 | 2 | 76 | 1 | 2 | 29 | 2 | 2 | 1 | 1 | 1 | 3 | 6 | 2 | 82 | 1 |
| Coweta | 3 | 3 | 71 | 2 | 73 | 3 | 22 | 4 | 169 | 3 | 0 | 0 | 6 | 5 | 4 | 4 | 1 | 3 | 11 | 4 | 180 | 3 |
| Dougherty | 3 | 3 | 70 | 2 | 44 | 2 | 8 | 1 | 125 | 2 | 0 | 0 | 2 | 2 | 4 | 4 | 0 | 0 | 6 | 2 | 131 | 2 |
| Dublin | 0 | 0 | 21 | 1 | 25 | 1 | 3 | 0 | 49 | 1 | 0 | 0 | 2 | 2 | 1 | 1 | 0 | 0 | 3 | 1 | 52 | 1 |
| Eastern | 8 | 7 | 168 | 6 | 127 | 5 | 27 | 4 | 330 | 6 | 0 | 0 | 2 | 2 | 2 | 2 | 0 | 0 | 4 | 2 | 334 | 5 |
| Flint | 1 | 1 | 18 | 1 | 11 | 0 | 3 | 0 | 33 | 1 | 0 | 0 | 2 | 2 | 0 | 0 | 0 | 0 | 2 | 1 | 35 | 1 |
| Griffin | 4 | 4 | 57 | 2 | 41 | 2 | 14 | 2 | 116 | 2 | 1 | 14 | 2 | 2 | 2 | 2 | 1 | 3 | 6 | 2 | 122 | 2 |
| Gwinnett | 6 | 5 | 72 | 3 | 45 | 2 | 12 | 2 | 135 | 2 | 0 | 0 | 3 | 2 | 5 | 5 | 1 | 3 | 9 | 3 | 144 | 2 |
| Houston | 2 | 2 | 33 | 1 | 21 | 1 | 2 | 0 | 58 | 1 | 0 | 0 | 2 | 2 | 2 | 2 | 1 | 3 | 5 | 2 | 63 | 1 |
| Lookout Mountain | 0 | 0 | 31 | 1 | 36 | 2 | 11 | 2 | 78 | 1 | 0 | 0 | 1 | 1 | 3 | 3 | 1 | 3 | 5 | 2 | 83 | 1 |
| Macon | 5 | 4 | 83 | 3 | 104 | 4 | 24 | 4 | 216 | 4 | 0 | 0 | 1 | 1 | 5 | 5 | 1 | 3 | 7 | 3 | 223 | 4 |
| Middle | 1 | 1 | 40 | 1 | 36 | 2 | 10 | 2 | 87 | 1 | 0 | 0 | 3 | 2 | 2 | 2 | 0 | 0 | 5 | 2 | 92 | 1 |
| Mountain | 0 | 0 | 17 | 1 | 21 | 1 | 4 | 1 | 42 | 1 | 0 | 0 | 0 | 0 | 0 | 0 | 0 | 0 | 0 | 0 | 42 | 1 |
| Northeastern | 3 | 3 | 35 | 1 | 46 | 2 | 12 | 2 | 96 | 2 | 1 | 14 | 4 | 3 | 3 | 3 | 1 | 3 | 9 | 3 | 105 | 2 |
| Northern | 0 | 0 | 24 | 1 | 34 | 1 | 4 | 1 | 62 | 1 | 0 | 0 | 2 | 2 | 3 | 3 | 0 | 0 | 5 | 2 | 67 | 1 |
| Ocmulgee | 1 | 1 | 60 | 2 | 43 | 2 | 11 | 2 | 115 | 2 | 0 | 0 | 4 | 3 | 2 | 2 | 0 | 0 | 6 | 2 | 121 | 2 |
| Oconee | 0 | 0 | 26 | 1 | 19 | 1 | 5 | 1 | 50 | 1 | 0 | 0 | 1 | 1 | 1 | 1 | 2 | 7 | 4 | 2 | 54 | 1 |
| Ogeechee | 5 | 4 | 27 | 1 | 26 | 1 | 9 | 1 | 67 | 1 | 0 | 0 | 1 | 1 | 1 | 1 | 2 | 7 | 4 | 2 | 71 | 1 |
| Pataula | 0 | 0 | 34 | 1 | 22 | 1 | 9 | 1 | 65 | 1 | 0 | 0 | 2 | 2 | 0 | 0 | 0 | 0 | 2 | 1 | 67 | 1 |
| Piedmont | 2 | 2 | 12 | 0 | 28 | 1 | 13 | 2 | 55 | 1 | 0 | 0 | 1 | 1 | 0 | 0 | 1 | 3 | 2 | 1 | 57 | 1 |
| Rome | 0 | 0 | 24 | 1 | 22 | 1 | 10 | 2 | 56 | 1 | 0 | 0 | 4 | 3 | 2 | 2 | 1 | 3 | 7 | 3 | 63 | 1 |
| South Georgia | 2 | 2 | 57 | 2 | 34 | 1 | 9 | 1 | 102 | 2 | 0 | 0 | 3 | 2 | 0 | 0 | 0 | 0 | 3 | 1 | 105 | 2 |
| Southern | 3 | 3 | 89 | 3 | 84 | 4 | 18 | 3 | 194 | 3 | 0 | 0 | 1 | 1 | 4 | 4 | 2 | 7 | 7 | 3 | 201 | 3 |
| Southwestern | 1 | 1 | 26 | 1 | 23 | 1 | 4 | 1 | 54 | 1 | 0 | 0 | 1 | 1 | 2 | 2 | 0 | 0 | 3 | 1 | 57 | 1 |

(continued)

Inmate statistical profile

Sample: ACTIVE PRISONERS SERVING LIFE EXCLUDING JAIL
Active inmates 03/22/2004

Requestor: Statistics

Circ Of Conviction by current age & sex (continued)

| Circ Of Conviction | M E N | | | | | | | | W O M E N | | | | | | | | Grand Total | % | | | | |
|--------------------|-----------|-----|-----------|-----|-----------|-----|-----------|-----|-----------|-----|-----------|-----|-----------|-----|-----------|-----|-------------|-----|-----------|-----|-------------|-----|
| | Age 00-21 | % | Age 22-39 | % | Age 40-54 | % | Age 55-99 | % | Men Total | % | Age 00-21 | % | Age 22-39 | % | Age 40-54 | % | | | Age 55-99 | % | Women Total | % |
| Stone Mountain | 10 | 9 | 256 | 9 | 191 | 8 | 36 | 6 | 493 | 8 | 0 | 0 | 7 | 5 | 3 | 3 | 1 | 3 | 11 | 4 | 504 | 8 |
| Tallapoosa | 0 | 0 | 18 | 1 | 9 | 0 | 4 | 1 | 31 | 1 | 0 | 0 | 0 | 0 | 0 | 0 | 0 | 0 | 0 | 0 | 31 | 0 |
| Tifton | 3 | 3 | 52 | 2 | 41 | 2 | 12 | 2 | 108 | 2 | 0 | 0 | 1 | 1 | 2 | 2 | 1 | 3 | 4 | 2 | 112 | 2 |
| Toombs | 2 | 2 | 29 | 1 | 28 | 1 | 11 | 2 | 70 | 1 | 0 | 0 | 2 | 2 | 0 | 0 | 0 | 0 | 2 | 1 | 72 | 1 |
| Waycross | 2 | 2 | 25 | 1 | 31 | 1 | 14 | 2 | 72 | 1 | 1 | 14 | 5 | 4 | 2 | 2 | 0 | 0 | 8 | 3 | 80 | 1 |
| Western | 2 | 2 | 45 | 2 | 31 | 1 | 9 | 1 | 87 | 1 | 0 | 0 | 5 | 4 | 0 | 0 | 1 | 3 | 6 | 2 | 93 | 1 |
| Rockdale | 0 | 0 | 5 | 0 | 17 | 1 | 5 | 1 | 27 | 0 | 0 | 0 | 1 | 1 | 0 | 0 | 0 | 0 | 1 | 0 | 28 | 0 |
| Douglas | 3 | 3 | 56 | 2 | 21 | 1 | 9 | 1 | 89 | 1 | 0 | 0 | 1 | 1 | 1 | 1 | 0 | 0 | 2 | 1 | 91 | 1 |
| Appalachian | 0 | 0 | 9 | 0 | 8 | 0 | 6 | 1 | 23 | 0 | 0 | 0 | 0 | 0 | 0 | 0 | 0 | 0 | 0 | 0 | 23 | 0 |
| Enotah | 0 | 0 | 5 | 0 | 7 | 0 | 2 | 0 | 14 | 0 | 0 | 0 | 0 | 0 | 0 | 0 | 0 | 0 | 0 | 0 | 14 | 0 |
| Bell-Forsyth | 0 | 0 | 3 | 0 | 8 | 0 | 8 | 1 | 19 | 0 | 0 | 0 | 1 | 1 | 1 | 1 | 0 | 0 | 2 | 1 | 21 | 0 |
| Towaliga | 0 | 0 | 31 | 1 | 25 | 1 | 10 | 2 | 66 | 1 | 0 | 0 | 3 | 2 | 2 | 2 | 0 | 0 | 5 | 2 | 71 | 1 |
| Paulding | 3 | 3 | 3 | 0 | 8 | 0 | 2 | 0 | 16 | 0 | 0 | 0 | 1 | 1 | 0 | 0 | 0 | 0 | 1 | 0 | 17 | 0 |
| Total reported | 114 | 100 | 2865 | 100 | 2393 | 100 | 620 | 100 | 5992 | 100 | 7 | 100 | 129 | 100 | 98 | 100 | 29 | 100 | 263 | 100 | 6255 | 100 |
| Percent reported | 100.0 | | 99.9 | | 100.0 | | 100.0 | | 99.9 | | 100.0 | | 99.2 | | 100.0 | | 100.0 | | 99.6 | | 99.9 | |
| Not reported | 0 | | 4 | | 1 | | 0 | | 5 | | 0 | | 1 | | 0 | | 0 | | 1 | | 6 | |
| Total | 114 | | 2869 | | 2394 | | 620 | | 5997 | | 7 | | 130 | | 98 | | 29 | | 264 | | 6261 | |

Inmate statistical profile

Sample: ACTIVE PRISONERS SERVING LIFE EXCLUDING JAIL
Active inmates 03/22/2004

Requestor: Statistics

Home County by current age & sex

| Home County | M E N | | | | | | | | W O M E N | | | | | | | | Grand Total | % | | | | |
|---------------|-----------|----|-----------|---|-----------|---|-----------|---|-----------|---|-----------|----|-----------|---|-----------|---|-------------|---|-----------|---|-------------|---|
| | Age 00-21 | % | Age 22-39 | % | Age 40-54 | % | Age 55-99 | % | Men Total | % | Age 00-21 | % | Age 22-39 | % | Age 40-54 | % | | | Age 55-99 | % | Women Total | % |
| Appling | 0 | 0 | 4 | 0 | 4 | 0 | 1 | 0 | 9 | 0 | 0 | 0 | 0 | 0 | 0 | 0 | 0 | 0 | 0 | 0 | 9 | 0 |
| Atkinson | 0 | 0 | 1 | 0 | 2 | 0 | 2 | 0 | 5 | 0 | 0 | 0 | 0 | 0 | 0 | 0 | 0 | 0 | 0 | 0 | 5 | 0 |
| Bacon | 0 | 0 | 2 | 0 | 7 | 0 | 1 | 0 | 10 | 0 | 0 | 0 | 0 | 0 | 0 | 0 | 0 | 0 | 0 | 0 | 10 | 0 |
| Baker | 0 | 0 | 1 | 0 | 2 | 0 | 0 | 0 | 3 | 0 | 0 | 0 | 0 | 0 | 0 | 0 | 0 | 0 | 0 | 0 | 3 | 0 |
| Baldwin | 1 | 1 | 14 | 1 | 9 | 0 | 0 | 0 | 24 | 0 | 0 | 0 | 1 | 1 | 0 | 0 | 1 | 4 | 2 | 1 | 26 | 0 |
| Banks | 0 | 0 | 1 | 0 | 4 | 0 | 2 | 0 | 7 | 0 | 0 | 0 | 1 | 1 | 0 | 0 | 0 | 0 | 1 | 0 | 8 | 0 |
| Barrow | 0 | 0 | 4 | 0 | 9 | 0 | 5 | 1 | 18 | 0 | 0 | 0 | 1 | 1 | 1 | 1 | 0 | 0 | 2 | 1 | 20 | 0 |
| Bartow | 0 | 0 | 12 | 0 | 18 | 1 | 9 | 2 | 39 | 1 | 0 | 0 | 2 | 2 | 1 | 1 | 0 | 0 | 3 | 1 | 42 | 1 |
| Ben Hill | 1 | 1 | 3 | 0 | 6 | 0 | 4 | 1 | 14 | 0 | 1 | 14 | 0 | 0 | 1 | 1 | 0 | 0 | 2 | 1 | 16 | 0 |
| Berrien | 0 | 0 | 5 | 0 | 1 | 0 | 2 | 0 | 8 | 0 | 0 | 0 | 0 | 0 | 0 | 0 | 0 | 0 | 0 | 0 | 8 | 0 |
| Bibb | 5 | 5 | 75 | 3 | 87 | 4 | 22 | 4 | 189 | 4 | 0 | 0 | 3 | 3 | 5 | 6 | 0 | 0 | 8 | 3 | 197 | 4 |
| Bleckley | 0 | 0 | 6 | 0 | 4 | 0 | 1 | 0 | 11 | 0 | 0 | 0 | 0 | 0 | 0 | 0 | 1 | 4 | 1 | 0 | 12 | 0 |
| Brantley | 0 | 0 | 2 | 0 | 1 | 0 | 1 | 0 | 4 | 0 | 1 | 14 | 0 | 0 | 0 | 0 | 0 | 0 | 1 | 0 | 5 | 0 |
| Brooks | 0 | 0 | 6 | 0 | 2 | 0 | 2 | 0 | 10 | 0 | 0 | 0 | 0 | 0 | 0 | 0 | 0 | 0 | 0 | 0 | 10 | 0 |
| Bryan | 0 | 0 | 7 | 0 | 3 | 0 | 3 | 1 | 13 | 0 | 0 | 0 | 0 | 0 | 0 | 0 | 0 | 0 | 0 | 0 | 13 | 0 |
| Bulloch | 1 | 1 | 11 | 0 | 10 | 0 | 2 | 0 | 24 | 0 | 0 | 0 | 0 | 0 | 1 | 1 | 2 | 7 | 3 | 1 | 27 | 0 |
| Burke | 2 | 2 | 6 | 0 | 10 | 0 | 2 | 0 | 20 | 0 | 0 | 0 | 0 | 0 | 0 | 0 | 0 | 0 | 0 | 0 | 20 | 0 |
| Butts | 0 | 0 | 16 | 1 | 9 | 0 | 2 | 0 | 27 | 1 | 0 | 0 | 0 | 0 | 0 | 0 | 0 | 0 | 0 | 0 | 27 | 0 |
| Calhoun | 0 | 0 | 4 | 0 | 3 | 0 | 1 | 0 | 8 | 0 | 0 | 0 | 0 | 0 | 0 | 0 | 0 | 0 | 0 | 0 | 8 | 0 |
| Camden | 0 | 0 | 12 | 0 | 5 | 0 | 0 | 0 | 17 | 0 | 0 | 0 | 0 | 0 | 1 | 1 | 0 | 0 | 1 | 0 | 18 | 0 |
| Candler | 0 | 0 | 2 | 0 | 1 | 0 | 0 | 0 | 3 | 0 | 0 | 0 | 0 | 0 | 0 | 0 | 0 | 0 | 0 | 0 | 3 | 0 |
| Carroll | 0 | 0 | 19 | 1 | 13 | 1 | 8 | 1 | 40 | 1 | 0 | 0 | 2 | 2 | 1 | 1 | 0 | 0 | 3 | 1 | 43 | 1 |
| Catoosa | 0 | 0 | 4 | 0 | 7 | 0 | 1 | 0 | 12 | 0 | 0 | 0 | 0 | 0 | 0 | 0 | 0 | 0 | 0 | 0 | 12 | 0 |
| Charlton | 0 | 0 | 0 | 0 | 1 | 0 | 0 | 0 | 1 | 0 | 0 | 0 | 1 | 1 | 0 | 0 | 0 | 0 | 1 | 0 | 2 | 0 |
| Chatham | 9 | 10 | 152 | 6 | 111 | 5 | 29 | 5 | 301 | 6 | 0 | 0 | 2 | 2 | 2 | 2 | 1 | 4 | 5 | 2 | 306 | 5 |
| Chattahoochee | 0 | 0 | 0 | 0 | 2 | 0 | 0 | 0 | 2 | 0 | 0 | 0 | 0 | 0 | 0 | 0 | 0 | 0 | 0 | 0 | 2 | 0 |
| Chattooga | 0 | 0 | 4 | 0 | 5 | 0 | 2 | 0 | 11 | 0 | 0 | 0 | 0 | 0 | 1 | 1 | 1 | 4 | 2 | 1 | 13 | 0 |
| Cherokee | 1 | 1 | 9 | 0 | 13 | 1 | 4 | 1 | 27 | 1 | 0 | 0 | 2 | 2 | 0 | 0 | 0 | 0 | 2 | 1 | 29 | 1 |
| Clarke | 0 | 0 | 43 | 2 | 24 | 1 | 3 | 1 | 70 | 1 | 0 | 0 | 5 | 4 | 0 | 0 | 2 | 7 | 7 | 3 | 77 | 1 |
| Clay | 0 | 0 | 2 | 0 | 1 | 0 | 0 | 0 | 3 | 0 | 0 | 0 | 0 | 0 | 0 | 0 | 0 | 0 | 0 | 0 | 3 | 0 |
| Clayton | 6 | 7 | 61 | 2 | 56 | 3 | 11 | 2 | 134 | 3 | 0 | 0 | 6 | 5 | 0 | 0 | 0 | 0 | 6 | 2 | 140 | 2 |
| Clinch | 0 | 0 | 1 | 0 | 1 | 0 | 0 | 0 | 2 | 0 | 0 | 0 | 0 | 0 | 0 | 0 | 0 | 0 | 0 | 0 | 2 | 0 |
| Cobb | 3 | 3 | 93 | 4 | 82 | 4 | 16 | 3 | 194 | 4 | 1 | 14 | 2 | 2 | 4 | 5 | 0 | 0 | 7 | 3 | 201 | 4 |
| Coffee | 0 | 0 | 9 | 0 | 8 | 0 | 3 | 1 | 20 | 0 | 0 | 0 | 3 | 3 | 2 | 2 | 1 | 4 | 6 | 2 | 26 | 0 |
| Colquit | 2 | 2 | 27 | 1 | 21 | 1 | 2 | 0 | 52 | 1 | 0 | 0 | 0 | 0 | 1 | 1 | 0 | 0 | 1 | 0 | 53 | 1 |
| Columbia | 0 | 0 | 12 | 0 | 9 | 0 | 0 | 0 | 21 | 0 | 0 | 0 | 0 | 0 | 2 | 2 | 0 | 0 | 2 | 1 | 23 | 0 |

(continued)

Inmate statistical profile

Sample: ACTIVE PRISONERS SERVING LIFE EXCLUDING JAIL
Active inmates 03/22/2004

Requestor: Statistics

Home County by current age & sex (continued)

| Home County | Age | | M E N | | | | Men | | Age | | W O M E N | | | | Women | | Grand | | | | | |
|-------------|-------|----|-------|----|-----|----|-----|----|-------|----|-----------|----|-----|----|-------|----|-------|----|-----|----|------|----|
| | 00-21 | % | Age | % | Age | % | Age | % | 00-21 | % | Age | % | Age | % | Total | % | Total | % | | | | |
| Cook | 0 | 0 | 3 | 0 | 5 | 0 | 2 | 0 | 10 | 0 | 0 | 0 | 1 | 1 | 0 | 0 | 1 | 0 | 11 | 0 | | |
| Coweta | 0 | 0 | 21 | 1 | 11 | 1 | 3 | 1 | 35 | 1 | 0 | 0 | 1 | 1 | 1 | 4 | 3 | 1 | 38 | 1 | | |
| Crawford | 0 | 0 | 1 | 0 | 1 | 0 | 0 | 0 | 2 | 0 | 0 | 0 | 0 | 0 | 0 | 0 | 0 | 0 | 2 | 0 | | |
| Crisp | 0 | 0 | 15 | 1 | 8 | 0 | 4 | 1 | 27 | 1 | 0 | 0 | 2 | 2 | 1 | 1 | 0 | 0 | 30 | 1 | | |
| Dade | 0 | 0 | 4 | 0 | 3 | 0 | 3 | 1 | 10 | 0 | 0 | 0 | 0 | 0 | 0 | 0 | 0 | 0 | 10 | 0 | | |
| Dawson | 0 | 0 | 2 | 0 | 1 | 0 | 0 | 0 | 3 | 0 | 0 | 0 | 0 | 0 | 0 | 0 | 0 | 0 | 3 | 0 | | |
| Decatur | 0 | 0 | 15 | 1 | 7 | 0 | 2 | 0 | 24 | 0 | 0 | 0 | 1 | 1 | 0 | 0 | 1 | 0 | 25 | 0 | | |
| DeKalb | 6 | 7 | 214 | 8 | 146 | 7 | 39 | 7 | 405 | 8 | 0 | 0 | 5 | 4 | 2 | 2 | 1 | 4 | 413 | 7 | | |
| Dodge | 0 | 0 | 8 | 0 | 7 | 0 | 0 | 0 | 15 | 0 | 0 | 0 | 0 | 0 | 0 | 0 | 0 | 0 | 15 | 0 | | |
| Dooly | 0 | 0 | 9 | 0 | 4 | 0 | 0 | 0 | 13 | 0 | 0 | 0 | 0 | 0 | 0 | 0 | 0 | 0 | 13 | 0 | | |
| Dougherty | 3 | 3 | 65 | 3 | 46 | 2 | 5 | 1 | 119 | 2 | 0 | 0 | 5 | 4 | 1 | 1 | 2 | 7 | 8 | 3 | 127 | 2 |
| Douglas | 2 | 2 | 19 | 1 | 15 | 1 | 4 | 1 | 40 | 1 | 0 | 0 | 1 | 1 | 1 | 1 | 0 | 0 | 2 | 1 | 42 | 1 |
| Early | 0 | 0 | 6 | 0 | 5 | 0 | 1 | 0 | 12 | 0 | 0 | 0 | 0 | 0 | 0 | 0 | 0 | 0 | 12 | 0 | | |
| Effingham | 0 | 0 | 5 | 0 | 1 | 0 | 2 | 0 | 8 | 0 | 0 | 0 | 0 | 0 | 0 | 0 | 0 | 0 | 8 | 0 | | |
| Elbert | 0 | 0 | 4 | 0 | 17 | 1 | 0 | 0 | 21 | 0 | 0 | 0 | 1 | 1 | 0 | 0 | 1 | 0 | 22 | 0 | | |
| Emanuel | 0 | 0 | 8 | 0 | 7 | 0 | 2 | 0 | 17 | 0 | 0 | 0 | 0 | 0 | 1 | 1 | 0 | 0 | 1 | 0 | 18 | 0 |
| Evans | 0 | 0 | 6 | 0 | 2 | 0 | 0 | 0 | 8 | 0 | 0 | 0 | 0 | 0 | 0 | 0 | 0 | 0 | 8 | 0 | | |
| Fannin | 0 | 0 | 6 | 0 | 2 | 0 | 2 | 0 | 10 | 0 | 0 | 0 | 0 | 0 | 0 | 0 | 0 | 0 | 10 | 0 | | |
| Fayette | 0 | 0 | 2 | 0 | 5 | 0 | 1 | 0 | 8 | 0 | 0 | 0 | 0 | 0 | 0 | 0 | 0 | 0 | 8 | 0 | | |
| Floyd | 0 | 0 | 23 | 1 | 22 | 1 | 7 | 1 | 52 | 1 | 0 | 0 | 3 | 3 | 2 | 2 | 1 | 4 | 6 | 2 | 58 | 1 |
| Forsyth | 0 | 0 | 5 | 0 | 5 | 0 | 3 | 1 | 13 | 0 | 0 | 0 | 0 | 0 | 1 | 1 | 0 | 0 | 1 | 0 | 14 | 0 |
| Franklin | 0 | 0 | 0 | 0 | 5 | 0 | 1 | 0 | 6 | 0 | 0 | 0 | 0 | 0 | 0 | 0 | 0 | 0 | 6 | 0 | | |
| Fulton | 12 | 13 | 507 | 20 | 394 | 18 | 101 | 19 | 1014 | 19 | 0 | 0 | 18 | 15 | 12 | 14 | 3 | 11 | 33 | 14 | 1047 | 19 |
| Gilmer | 0 | 0 | 1 | 0 | 3 | 0 | 1 | 0 | 5 | 0 | 0 | 0 | 0 | 0 | 0 | 0 | 0 | 0 | 5 | 0 | | |
| Glascocock | 0 | 0 | 1 | 0 | 1 | 0 | 0 | 0 | 2 | 0 | 0 | 0 | 0 | 0 | 0 | 0 | 0 | 0 | 2 | 0 | | |
| Glynn | 0 | 0 | 29 | 1 | 27 | 1 | 5 | 1 | 61 | 1 | 0 | 0 | 1 | 1 | 0 | 0 | 0 | 0 | 1 | 0 | 62 | 1 |
| Gordon | 0 | 0 | 17 | 1 | 13 | 1 | 2 | 0 | 32 | 1 | 0 | 0 | 0 | 0 | 1 | 1 | 0 | 0 | 1 | 0 | 33 | 1 |
| Grady | 1 | 1 | 21 | 1 | 8 | 0 | 0 | 0 | 30 | 1 | 0 | 0 | 0 | 0 | 0 | 0 | 0 | 0 | 30 | 1 | | |
| Greene | 0 | 0 | 5 | 0 | 1 | 0 | 1 | 0 | 7 | 0 | 0 | 0 | 0 | 0 | 1 | 1 | 0 | 0 | 1 | 0 | 8 | 0 |
| Gwinnett | 5 | 5 | 69 | 3 | 46 | 2 | 12 | 2 | 132 | 2 | 0 | 0 | 4 | 3 | 2 | 2 | 0 | 0 | 6 | 2 | 138 | 2 |
| Habersham | 0 | 0 | 6 | 0 | 11 | 1 | 0 | 0 | 17 | 0 | 0 | 0 | 0 | 0 | 0 | 0 | 0 | 0 | 17 | 0 | | |
| Hall | 0 | 0 | 20 | 1 | 41 | 2 | 9 | 2 | 70 | 1 | 1 | 14 | 2 | 2 | 3 | 3 | 1 | 4 | 7 | 3 | 77 | 1 |
| Hancock | 0 | 0 | 3 | 0 | 2 | 0 | 0 | 0 | 5 | 0 | 0 | 0 | 0 | 0 | 1 | 1 | 0 | 0 | 1 | 0 | 6 | 0 |
| Haralson | 0 | 0 | 1 | 0 | 0 | 0 | 0 | 0 | 1 | 0 | 0 | 0 | 1 | 1 | 0 | 0 | 0 | 0 | 1 | 0 | 2 | 0 |
| Harris | 0 | 0 | 5 | 0 | 4 | 0 | 0 | 0 | 9 | 0 | 0 | 0 | 0 | 0 | 0 | 0 | 0 | 0 | 9 | 0 | | |

(continued)

Inmate statistical profile

Sample: ACTIVE PRISONERS SERVING LIFE EXCLUDING JAIL
Active inmates 03/22/2004

Requestor: Statistics

Home County by current age & sex (continued)

| Home County | M E N | | | | | | | | W O M E N | | | | | | | | Grand Total | % | | | | |
|-------------|-----------|---|-----------|---|-----------|---|-----------|---|-----------|---|-----------|---|-----------|---|-----------|---|-------------|---|-----------|---|-------------|---|
| | Age 00-21 | % | Age 22-39 | % | Age 40-54 | % | Age 55-99 | % | Men Total | % | Age 00-21 | % | Age 22-39 | % | Age 40-54 | % | | | Age 55-99 | % | Women Total | % |
| Hart | 0 | 0 | 0 | 0 | 4 | 0 | 1 | 0 | 5 | 0 | 0 | 0 | 0 | 0 | 1 | 1 | 0 | 0 | 1 | 0 | 6 | 0 |
| Heard | 0 | 0 | 1 | 0 | 1 | 0 | 2 | 0 | 4 | 0 | 0 | 0 | 0 | 0 | 0 | 0 | 0 | 0 | 0 | 0 | 4 | 0 |
| Henry | 1 | 1 | 22 | 1 | 12 | 1 | 6 | 1 | 41 | 1 | 0 | 0 | 2 | 2 | 2 | 2 | 0 | 0 | 4 | 2 | 45 | 1 |
| Houston | 1 | 1 | 30 | 1 | 22 | 1 | 6 | 1 | 59 | 1 | 0 | 0 | 1 | 1 | 3 | 3 | 0 | 0 | 4 | 2 | 63 | 1 |
| Irwin | 1 | 1 | 4 | 0 | 3 | 0 | 1 | 0 | 9 | 0 | 0 | 0 | 0 | 0 | 0 | 0 | 0 | 0 | 0 | 0 | 9 | 0 |
| Jackson | 0 | 0 | 11 | 0 | 7 | 0 | 11 | 2 | 29 | 1 | 0 | 0 | 0 | 0 | 0 | 0 | 0 | 0 | 0 | 0 | 29 | 1 |
| Jasper | 0 | 0 | 7 | 0 | 2 | 0 | 1 | 0 | 10 | 0 | 0 | 0 | 0 | 0 | 0 | 0 | 0 | 0 | 0 | 0 | 10 | 0 |
| Jeff Davis | 0 | 0 | 5 | 0 | 1 | 0 | 0 | 0 | 6 | 0 | 0 | 0 | 0 | 0 | 0 | 0 | 0 | 0 | 0 | 0 | 6 | 0 |
| Jefferson | 0 | 0 | 3 | 0 | 3 | 0 | 2 | 0 | 8 | 0 | 0 | 0 | 1 | 1 | 0 | 0 | 0 | 0 | 1 | 0 | 9 | 0 |
| Jenkins | 0 | 0 | 1 | 0 | 5 | 0 | 0 | 0 | 6 | 0 | 0 | 0 | 0 | 0 | 0 | 0 | 0 | 0 | 0 | 0 | 6 | 0 |
| Johnson | 0 | 0 | 2 | 0 | 3 | 0 | 0 | 0 | 5 | 0 | 0 | 0 | 0 | 0 | 0 | 0 | 0 | 0 | 0 | 0 | 5 | 0 |
| Jones | 0 | 0 | 1 | 0 | 5 | 0 | 0 | 0 | 6 | 0 | 0 | 0 | 0 | 0 | 0 | 0 | 0 | 0 | 0 | 0 | 6 | 0 |
| Lamar | 0 | 0 | 4 | 0 | 4 | 0 | 3 | 1 | 11 | 0 | 0 | 0 | 0 | 0 | 1 | 1 | 0 | 0 | 1 | 0 | 12 | 0 |
| Laurens | 0 | 0 | 10 | 0 | 13 | 1 | 2 | 0 | 25 | 0 | 0 | 0 | 1 | 1 | 1 | 1 | 0 | 0 | 2 | 1 | 27 | 0 |
| Lee | 0 | 0 | 4 | 0 | 0 | 0 | 0 | 0 | 4 | 0 | 0 | 0 | 0 | 0 | 0 | 0 | 0 | 0 | 0 | 0 | 4 | 0 |
| Liberty | 0 | 0 | 22 | 1 | 7 | 0 | 5 | 1 | 34 | 1 | 0 | 0 | 0 | 0 | 2 | 2 | 0 | 0 | 2 | 1 | 36 | 1 |
| Lincoln | 1 | 1 | 2 | 0 | 2 | 0 | 1 | 0 | 6 | 0 | 0 | 0 | 0 | 0 | 0 | 0 | 0 | 0 | 0 | 0 | 6 | 0 |
| Long | 0 | 0 | 2 | 0 | 3 | 0 | 0 | 0 | 5 | 0 | 0 | 0 | 2 | 2 | 0 | 0 | 0 | 0 | 2 | 1 | 7 | 0 |
| Lowndes | 0 | 0 | 30 | 1 | 25 | 1 | 7 | 1 | 62 | 1 | 0 | 0 | 0 | 0 | 1 | 1 | 1 | 4 | 2 | 1 | 64 | 1 |
| Lumpkin | 0 | 0 | 6 | 0 | 5 | 0 | 1 | 0 | 12 | 0 | 0 | 0 | 0 | 0 | 0 | 0 | 0 | 0 | 0 | 0 | 12 | 0 |
| Macon | 0 | 0 | 11 | 0 | 6 | 0 | 1 | 0 | 18 | 0 | 0 | 0 | 0 | 0 | 1 | 1 | 0 | 0 | 1 | 0 | 19 | 0 |
| Madison | 0 | 0 | 6 | 0 | 5 | 0 | 0 | 0 | 11 | 0 | 0 | 0 | 1 | 1 | 1 | 1 | 0 | 0 | 2 | 1 | 13 | 0 |
| Marion | 0 | 0 | 2 | 0 | 1 | 0 | 0 | 0 | 3 | 0 | 0 | 0 | 1 | 1 | 0 | 0 | 0 | 0 | 1 | 0 | 4 | 0 |
| McDuffie | 1 | 1 | 14 | 1 | 14 | 1 | 5 | 1 | 34 | 1 | 0 | 0 | 1 | 1 | 0 | 0 | 0 | 0 | 1 | 0 | 35 | 1 |
| McIntosh | 1 | 1 | 4 | 0 | 4 | 0 | 0 | 0 | 9 | 0 | 0 | 0 | 0 | 0 | 0 | 0 | 0 | 0 | 0 | 0 | 9 | 0 |
| Meriwether | 1 | 1 | 7 | 0 | 6 | 0 | 4 | 1 | 18 | 0 | 0 | 0 | 1 | 1 | 0 | 0 | 1 | 4 | 2 | 1 | 20 | 0 |
| Miller | 0 | 0 | 3 | 0 | 1 | 0 | 1 | 0 | 5 | 0 | 0 | 0 | 0 | 0 | 0 | 0 | 0 | 0 | 0 | 0 | 5 | 0 |
| Mitchell | 0 | 0 | 10 | 0 | 10 | 0 | 5 | 1 | 25 | 0 | 0 | 0 | 1 | 1 | 0 | 0 | 0 | 0 | 1 | 0 | 26 | 0 |
| Monroe | 0 | 0 | 7 | 0 | 7 | 0 | 1 | 0 | 15 | 0 | 0 | 0 | 1 | 1 | 0 | 0 | 0 | 0 | 1 | 0 | 16 | 0 |
| Montgomery | 0 | 0 | 0 | 0 | 0 | 0 | 0 | 0 | 0 | 0 | 0 | 0 | 0 | 0 | 1 | 1 | 0 | 0 | 1 | 0 | 1 | 0 |
| Morgan | 0 | 0 | 6 | 0 | 4 | 0 | 0 | 0 | 10 | 0 | 0 | 0 | 0 | 0 | 0 | 0 | 0 | 0 | 0 | 0 | 10 | 0 |
| Murray | 0 | 0 | 9 | 0 | 4 | 0 | 4 | 1 | 17 | 0 | 0 | 0 | 1 | 1 | 0 | 0 | 0 | 0 | 1 | 0 | 18 | 0 |
| Muscogee | 4 | 4 | 74 | 3 | 67 | 3 | 16 | 3 | 161 | 3 | 0 | 0 | 3 | 3 | 3 | 3 | 1 | 4 | 7 | 3 | 168 | 3 |
| Newton | 0 | 0 | 35 | 1 | 16 | 1 | 3 | 1 | 54 | 1 | 0 | 0 | 1 | 1 | 0 | 0 | 1 | 4 | 2 | 1 | 56 | 1 |
| Oconee | 0 | 0 | 4 | 0 | 2 | 0 | 0 | 0 | 6 | 0 | 0 | 0 | 0 | 0 | 1 | 1 | 0 | 0 | 1 | 0 | 7 | 0 |

(continued)

Inmate statistical profile

Sample: ACTIVE PRISONERS SERVING LIFE EXCLUDING JAIL
Active inmates 03/22/2004

Requestor: Statistics

Home County by current age & sex (continued)

| Home County | M E N | | | | | | | | W O M E N | | | | | | | | Grand Total | % | | | | |
|-------------|-----------|---|-----------|---|-----------|---|-----------|---|-----------|---|-----------|----|-----------|---|-----------|---|-------------|---|-----------|----|-------------|---|
| | Age 00-21 | % | Age 22-39 | % | Age 40-54 | % | Age 55-99 | % | Men Total | % | Age 00-21 | % | Age 22-39 | % | Age 40-54 | % | | | Age 55-99 | % | Women Total | % |
| Oglethorpe | 0 | 0 | 3 | 0 | 4 | 0 | 0 | 0 | 7 | 0 | 0 | 0 | 0 | 0 | 0 | 0 | 0 | 0 | 0 | 0 | 7 | 0 |
| Paulding | 3 | 3 | 3 | 0 | 8 | 0 | 2 | 0 | 16 | 0 | 0 | 0 | 0 | 1 | 1 | 1 | 4 | 2 | 1 | 18 | 0 | |
| Peach | 0 | 0 | 7 | 0 | 3 | 0 | 0 | 0 | 10 | 0 | 0 | 0 | 1 | 1 | 0 | 0 | 0 | 0 | 1 | 0 | 11 | 0 |
| Pickens | 0 | 0 | 2 | 0 | 3 | 0 | 0 | 0 | 5 | 0 | 0 | 0 | 0 | 0 | 0 | 0 | 0 | 0 | 0 | 0 | 5 | 0 |
| Pierce | 1 | 1 | 3 | 0 | 1 | 0 | 1 | 0 | 6 | 0 | 0 | 0 | 0 | 0 | 0 | 0 | 0 | 0 | 0 | 0 | 6 | 0 |
| Pike | 1 | 1 | 0 | 0 | 1 | 0 | 0 | 0 | 2 | 0 | 0 | 0 | 0 | 0 | 0 | 0 | 0 | 0 | 0 | 0 | 2 | 0 |
| Polk | 0 | 0 | 17 | 1 | 6 | 0 | 3 | 1 | 26 | 0 | 0 | 0 | 0 | 0 | 0 | 0 | 0 | 0 | 0 | 0 | 26 | 0 |
| Pulaski | 0 | 0 | 3 | 0 | 3 | 0 | 0 | 0 | 6 | 0 | 0 | 0 | 1 | 1 | 0 | 0 | 0 | 0 | 1 | 0 | 7 | 0 |
| Putnam | 0 | 0 | 6 | 0 | 12 | 1 | 3 | 1 | 21 | 0 | 0 | 0 | 0 | 0 | 0 | 0 | 0 | 0 | 0 | 0 | 21 | 0 |
| Quitman | 0 | 0 | 2 | 0 | 0 | 0 | 0 | 0 | 2 | 0 | 0 | 0 | 0 | 0 | 0 | 0 | 0 | 0 | 0 | 0 | 2 | 0 |
| Rabun | 0 | 0 | 4 | 0 | 3 | 0 | 0 | 0 | 7 | 0 | 0 | 0 | 0 | 0 | 0 | 0 | 0 | 0 | 0 | 0 | 7 | 0 |
| Randolph | 0 | 0 | 2 | 0 | 3 | 0 | 1 | 0 | 6 | 0 | 0 | 0 | 0 | 0 | 0 | 0 | 0 | 0 | 0 | 0 | 6 | 0 |
| Richmond | 5 | 5 | 146 | 6 | 89 | 4 | 14 | 3 | 254 | 5 | 0 | 0 | 11 | 9 | 3 | 3 | 2 | 7 | 16 | 7 | 270 | 5 |
| Rockdale | 0 | 0 | 6 | 0 | 13 | 1 | 3 | 1 | 22 | 0 | 0 | 0 | 1 | 1 | 0 | 0 | 0 | 0 | 1 | 0 | 23 | 0 |
| Schley | 0 | 0 | 2 | 0 | 1 | 0 | 0 | 0 | 3 | 0 | 0 | 0 | 0 | 0 | 0 | 0 | 0 | 0 | 0 | 0 | 3 | 0 |
| Screven | 0 | 0 | 1 | 0 | 3 | 0 | 2 | 0 | 6 | 0 | 0 | 0 | 0 | 0 | 0 | 0 | 0 | 0 | 0 | 0 | 6 | 0 |
| Seminole | 0 | 0 | 5 | 0 | 4 | 0 | 1 | 0 | 10 | 0 | 0 | 0 | 1 | 1 | 0 | 0 | 0 | 0 | 1 | 0 | 11 | 0 |
| Spalding | 1 | 1 | 33 | 1 | 28 | 1 | 7 | 1 | 69 | 1 | 1 | 14 | 2 | 2 | 0 | 0 | 1 | 4 | 4 | 2 | 73 | 1 |
| Stephens | 0 | 0 | 3 | 0 | 4 | 0 | 5 | 1 | 12 | 0 | 0 | 0 | 0 | 0 | 0 | 0 | 0 | 0 | 0 | 0 | 12 | 0 |
| Stewart | 0 | 0 | 2 | 0 | 1 | 0 | 0 | 0 | 3 | 0 | 0 | 0 | 0 | 0 | 0 | 0 | 0 | 0 | 0 | 0 | 3 | 0 |
| Sumter | 1 | 1 | 3 | 0 | 13 | 1 | 4 | 1 | 21 | 0 | 0 | 0 | 0 | 0 | 0 | 0 | 0 | 0 | 0 | 0 | 21 | 0 |
| Talbot | 0 | 0 | 8 | 0 | 2 | 0 | 0 | 0 | 10 | 0 | 0 | 0 | 0 | 0 | 1 | 1 | 0 | 0 | 1 | 0 | 11 | 0 |
| Taliaferro | 0 | 0 | 0 | 0 | 1 | 0 | 0 | 0 | 1 | 0 | 0 | 0 | 0 | 0 | 0 | 0 | 0 | 0 | 0 | 0 | 1 | 0 |
| Tattnall | 0 | 0 | 12 | 0 | 3 | 0 | 0 | 0 | 15 | 0 | 0 | 0 | 0 | 0 | 1 | 1 | 0 | 0 | 1 | 0 | 16 | 0 |
| Taylor | 1 | 1 | 11 | 0 | 5 | 0 | 1 | 0 | 18 | 0 | 0 | 0 | 0 | 0 | 0 | 0 | 0 | 0 | 0 | 0 | 18 | 0 |
| Telfair | 0 | 0 | 7 | 0 | 1 | 0 | 2 | 0 | 10 | 0 | 0 | 0 | 0 | 0 | 1 | 1 | 0 | 0 | 1 | 0 | 11 | 0 |
| Terrell | 0 | 0 | 12 | 0 | 2 | 0 | 0 | 0 | 14 | 0 | 0 | 0 | 0 | 0 | 0 | 0 | 0 | 0 | 0 | 0 | 14 | 0 |
| Thomas | 1 | 1 | 14 | 1 | 16 | 1 | 6 | 1 | 37 | 1 | 0 | 0 | 0 | 0 | 2 | 2 | 0 | 0 | 2 | 1 | 39 | 1 |
| Tift | 2 | 2 | 24 | 1 | 23 | 1 | 6 | 1 | 55 | 1 | 0 | 0 | 0 | 0 | 0 | 0 | 1 | 4 | 1 | 0 | 56 | 1 |
| Toombs | 0 | 0 | 14 | 1 | 12 | 1 | 0 | 0 | 26 | 0 | 0 | 0 | 1 | 1 | 0 | 0 | 0 | 0 | 1 | 0 | 27 | 0 |
| Treutlen | 0 | 0 | 4 | 0 | 3 | 0 | 0 | 0 | 7 | 0 | 0 | 0 | 0 | 0 | 0 | 0 | 0 | 0 | 0 | 0 | 7 | 0 |
| Troup | 2 | 2 | 16 | 1 | 25 | 1 | 4 | 1 | 47 | 1 | 0 | 0 | 1 | 1 | 1 | 1 | 0 | 0 | 2 | 1 | 49 | 1 |
| Turner | 0 | 0 | 7 | 0 | 4 | 0 | 1 | 0 | 12 | 0 | 0 | 0 | 0 | 0 | 0 | 0 | 0 | 0 | 0 | 0 | 12 | 0 |
| Twiggs | 0 | 0 | 2 | 0 | 5 | 0 | 0 | 0 | 7 | 0 | 0 | 0 | 0 | 0 | 0 | 0 | 0 | 0 | 0 | 0 | 7 | 0 |
| Upson | 2 | 2 | 7 | 0 | 5 | 0 | 1 | 0 | 15 | 0 | 0 | 0 | 0 | 0 | 1 | 1 | 0 | 0 | 1 | 0 | 16 | 0 |

(continued)

Inmate statistical profile

Sample: ACTIVE PRISONERS SERVING LIFE EXCLUDING JAIL
Active inmates 03/22/2004

Requestor: Statistics

Home County by current age & sex (continued)

| Home County | M E N | | | | | | | | W O M E N | | | | | | | | Grand | | | | | |
|------------------|-------|-----|-------|-----|-------|-----|-------|-----|-----------|-----|-------|-----|-------|-------|-------|-----|-------|-----|-------|-----|------|-----|
| | Age | Age | Age | Age | Age | Men | Age | Age | Age | Age | Age | Age | Age | Women | Grand | | | | | | | |
| | 00-21 | % | 22-39 | % | 40-54 | % | 55-99 | % | Total | % | 00-21 | % | 22-39 | % | 40-54 | % | 55-99 | % | Total | % | | |
| Walker | 0 | 0 | 12 | 0 | 12 | 1 | 3 | 1 | 27 | 1 | 0 | 0 | 1 | 1 | 2 | 2 | 0 | 0 | 3 | 1 | 30 | 1 |
| Walton | 1 | 1 | 17 | 1 | 21 | 1 | 2 | 0 | 41 | 1 | 0 | 0 | 0 | 0 | 0 | 0 | 1 | 4 | 1 | 0 | 42 | 1 |
| Ware | 0 | 0 | 10 | 0 | 12 | 1 | 7 | 1 | 29 | 1 | 0 | 0 | 0 | 0 | 0 | 0 | 0 | 0 | 0 | 0 | 29 | 1 |
| Warren | 0 | 0 | 2 | 0 | 4 | 0 | 2 | 0 | 8 | 0 | 0 | 0 | 0 | 0 | 0 | 0 | 0 | 0 | 0 | 0 | 8 | 0 |
| Washington | 0 | 0 | 7 | 0 | 10 | 0 | 1 | 0 | 18 | 0 | 0 | 0 | 2 | 2 | 0 | 0 | 0 | 0 | 2 | 1 | 20 | 0 |
| Wayne | 0 | 0 | 5 | 0 | 10 | 0 | 3 | 1 | 18 | 0 | 1 | 14 | 0 | 0 | 0 | 0 | 0 | 0 | 1 | 0 | 19 | 0 |
| Webster | 0 | 0 | 2 | 0 | 1 | 0 | 0 | 0 | 3 | 0 | 0 | 0 | 0 | 0 | 0 | 0 | 0 | 0 | 0 | 0 | 3 | 0 |
| Wheeler | 0 | 0 | 1 | 0 | 2 | 0 | 1 | 0 | 4 | 0 | 0 | 0 | 0 | 0 | 0 | 0 | 0 | 0 | 0 | 0 | 4 | 0 |
| White | 0 | 0 | 1 | 0 | 5 | 0 | 0 | 0 | 6 | 0 | 0 | 0 | 0 | 0 | 0 | 0 | 0 | 0 | 0 | 0 | 6 | 0 |
| Whitfield | 0 | 0 | 9 | 0 | 25 | 1 | 11 | 2 | 45 | 1 | 0 | 0 | 1 | 1 | 1 | 1 | 0 | 0 | 2 | 1 | 47 | 1 |
| Wilcox | 0 | 0 | 0 | 0 | 4 | 0 | 1 | 0 | 5 | 0 | 1 | 14 | 0 | 0 | 0 | 0 | 0 | 0 | 1 | 0 | 6 | 0 |
| Wilkes | 0 | 0 | 3 | 0 | 3 | 0 | 3 | 1 | 9 | 0 | 0 | 0 | 0 | 0 | 0 | 0 | 0 | 0 | 0 | 0 | 9 | 0 |
| Wilkinson | 0 | 0 | 6 | 0 | 5 | 0 | 0 | 0 | 11 | 0 | 0 | 0 | 0 | 0 | 0 | 0 | 0 | 0 | 0 | 0 | 11 | 0 |
| Worth | 0 | 0 | 9 | 0 | 8 | 0 | 2 | 0 | 19 | 0 | 0 | 0 | 1 | 1 | 2 | 2 | 0 | 0 | 3 | 1 | 22 | 0 |
| Total reported | 92 | 100 | 2590 | 100 | 2133 | 100 | 545 | 100 | 5360 | 100 | 7 | 100 | 118 | 100 | 88 | 100 | 28 | 100 | 241 | 100 | 5601 | 100 |
| Percent reported | 80.7 | | 90.3 | | 89.1 | | 87.9 | | 89.4 | | 100.0 | | 90.8 | | 89.8 | | 96.6 | | 91.3 | | 89.5 | |
| Not reported | 22 | | 279 | | 261 | | 75 | | 637 | | 0 | | 12 | | 10 | | 1 | | 23 | | 660 | |
| Total | 114 | | 2869 | | 2394 | | 620 | | 5997 | | 7 | | 130 | | 98 | | 29 | | 264 | | 6261 | |

Prison Sentence In Years by current age & sex

| Sentence In Years | M E N | | | | | | W O M E N | | | | | | Grand Total % | | |
|---------------------------------|-------------|-------------|-------------|-------------|-------------|-------------|-------------|-------------|-------------|---------------|----------|-----|---------------|-----|-----|
| | Age 00-21 % | Age 22-39 % | Age 40-54 % | Age 55-99 % | Men Total % | Age 00-21 % | Age 22-39 % | Age 40-54 % | Age 55-99 % | Women Total % | | | | | |
| 0-1 | 0 0 | 0 0 | 0 0 | 0 0 | 0 0 | 0 0 | 0 0 | 0 0 | 0 0 | 0 0 | 0 0 | 0 0 | 0 0 | 0 0 | 0 0 |
| 1.1-2 | 0 0 | 0 0 | 0 0 | 0 0 | 0 0 | 0 0 | 0 0 | 0 0 | 0 0 | 0 0 | 0 0 | 0 0 | 0 0 | 0 0 | 0 0 |
| 2.1-3 | 0 0 | 0 0 | 0 0 | 0 0 | 0 0 | 0 0 | 0 0 | 0 0 | 0 0 | 0 0 | 0 0 | 0 0 | 0 0 | 0 0 | 0 0 |
| 3.1-4 | 0 0 | 0 0 | 0 0 | 0 0 | 0 0 | 0 0 | 0 0 | 0 0 | 0 0 | 0 0 | 0 0 | 0 0 | 0 0 | 0 0 | 0 0 |
| 4.1-5 | 0 0 | 0 0 | 0 0 | 0 0 | 0 0 | 0 0 | 0 0 | 0 0 | 0 0 | 0 0 | 0 0 | 0 0 | 0 0 | 0 0 | 0 0 |
| 5.1-6 | 0 0 | 0 0 | 0 0 | 0 0 | 0 0 | 0 0 | 0 0 | 0 0 | 0 0 | 0 0 | 0 0 | 0 0 | 0 0 | 0 0 | 0 0 |
| 6.1-7 | 0 0 | 0 0 | 0 0 | 0 0 | 0 0 | 0 0 | 0 0 | 0 0 | 0 0 | 0 0 | 0 0 | 0 0 | 0 0 | 0 0 | 0 0 |
| 7.1-8 | 0 0 | 0 0 | 0 0 | 0 0 | 0 0 | 0 0 | 0 0 | 0 0 | 0 0 | 0 0 | 0 0 | 0 0 | 0 0 | 0 0 | 0 0 |
| 8.1-9 | 0 0 | 0 0 | 0 0 | 0 0 | 0 0 | 0 0 | 0 0 | 0 0 | 0 0 | 0 0 | 0 0 | 0 0 | 0 0 | 0 0 | 0 0 |
| 9.1-10 | 0 0 | 0 0 | 0 0 | 0 0 | 0 0 | 0 0 | 0 0 | 0 0 | 0 0 | 0 0 | 0 0 | 0 0 | 0 0 | 0 0 | 0 0 |
| 10.1-12 | 0 0 | 0 0 | 0 0 | 0 0 | 0 0 | 0 0 | 0 0 | 0 0 | 0 0 | 0 0 | 0 0 | 0 0 | 0 0 | 0 0 | 0 0 |
| 12.1-15 | 0 0 | 0 0 | 0 0 | 0 0 | 0 0 | 0 0 | 0 0 | 0 0 | 0 0 | 0 0 | 0 0 | 0 0 | 0 0 | 0 0 | 0 0 |
| 15.1-20 | 0 0 | 0 0 | 0 0 | 0 0 | 0 0 | 0 0 | 0 0 | 0 0 | 0 0 | 0 0 | 0 0 | 0 0 | 0 0 | 0 0 | 0 0 |
| 20.1-OVER | 0 0 | 4 0 | 1 0 | 0 0 | 5 0 | 0 0 | 1 1 | 0 0 | 0 0 | 1 0 | 0 0 | 0 0 | 1 0 | 6 0 | 0 0 |
| LIFE | 114 100 | 2865 100 | 2393 100 | 620 100 | 5992 100 | 7 100 | 129 99 | 98 100 | 29 100 | 263 100 | 6255 100 | | | | |
| DEATH | 0 0 | 0 0 | 0 0 | 0 0 | 0 0 | 0 0 | 0 0 | 0 0 | 0 0 | 0 0 | 0 0 | | | | |
| LIFE W/O PAROLE | 0 0 | 0 0 | 0 0 | 0 0 | 0 0 | 0 0 | 0 0 | 0 0 | 0 0 | 0 0 | 0 0 | | | | |
| YOUTHFUL OFFENDERS | 0 0 | 0 0 | 0 0 | 0 0 | 0 0 | 0 0 | 0 0 | 0 0 | 0 0 | 0 0 | 0 0 | | | | |
| Total reported | 114 100 | 2869 100 | 2394 100 | 620 100 | 5997 100 | 7 100 | 130 100 | 98 100 | 29 100 | 264 100 | 6261 100 | | | | |
| Percent reported | 100.0 | 100.0 | 100.0 | 100.0 | 100.0 | 100.0 | 100.0 | 100.0 | 100.0 | 100.0 | 100.0 | | | | |
| NOT REPORTED | 0 | 0 | 0 | 0 | 0 | 0 | 0 | 0 | 0 | 0 | 0 | | | | |
| Total | 114 | 2869 | 2394 | 620 | 5997 | 7 | 130 | 98 | 29 | 264 | 6261 | | | | |
| AVG EXCLUDING LIFE, DEATH, YO | .00 | 243.53 | 243.53 | .00 | 243.53 | .00 | 243.53 | .00 | .00 | 243.53 | 243.53 | | | | |
| AVG INCLUDING LIFE=21, YO=3 YRS | 21.00 | 21.31 | 21.09 | 21.00 | 21.19 | 21.00 | 22.71 | 21.00 | 21.00 | 21.84 | 21.21 | | | | |

Inmate statistical profile

Sample: ACTIVE PRISONERS SERVING LIFE EXCLUDING JAIL
Active inmates 03/22/2004

Requestor: Statistics

Probation To Follow Prison by current age & sex

| Prob After Prison | M E N | | | | | | | | W O M E N | | | | | | | | Grand Total % | | | | | |
|---------------------|-----------|-----|-----------|-----|-----------|-----|-----------|-----|-----------|-----|-----------|-----|-----------|-----|-----------|-----|---------------|-----------|-------|-------------|------|-----|
| | Age 00-21 | | Age 22-39 | | Age 40-54 | | Age 55-99 | | Men Total | | Age 00-21 | | Age 22-39 | | Age 40-54 | | | Age 55-99 | | Women Total | | |
| PROBATION TO FOLLOW | 1 | 1 | 209 | 7 | 215 | 9 | 49 | 8 | 474 | 8 | 1 | 14 | 5 | 4 | 6 | 6 | 1 | 3 | 13 | 5 | 487 | 8 |
| NO PROBATION | 113 | 99 | 2660 | 93 | 2179 | 91 | 571 | 92 | 5523 | 92 | 6 | 86 | 125 | 96 | 92 | 94 | 28 | 97 | 251 | 95 | 5774 | 92 |
| Total reported | 114 | 100 | 2869 | 100 | 2394 | 100 | 620 | 100 | 5997 | 100 | 7 | 100 | 130 | 100 | 98 | 100 | 29 | 100 | 264 | 100 | 6261 | 100 |
| Percent reported | 100.0 | | 100.0 | | 100.0 | | 100.0 | | 100.0 | | 100.0 | | 100.0 | | 100.0 | | 100.0 | | 100.0 | | | |
| NOT REPORTED | 0 | | 0 | | 0 | | 0 | | 0 | | 0 | | 0 | | 0 | | 0 | | 0 | | 0 | |
| Total | 114 | | 2869 | | 2394 | | 620 | | 5997 | | 7 | | 130 | | 98 | | 29 | | 264 | | 6261 | |

Inmate statistical profile

Sample: ACTIVE PRISONERS SERVING LIFE EXCLUDING JAIL
Active inmates 03/22/2004

Requestor: Statistics

Admission Type by current age & sex

| Admission Type | M E N | | | | | | | | W O M E N | | | | | | | | Grand | | | | | |
|----------------------|--------------|-----|--------------|-----|--------------|-----|--------------|-----|--------------|-----|--------------|-----|--------------|-----|--------------|-----|--------------|-----|----------------|-----|-------|-----|
| | Age 00-21 | % | Age 22-39 | % | Age 40-54 | % | Age 55-99 | % | Men Total | % | Age 00-21 | % | Age 22-39 | % | Age 40-54 | % | Age 55-99 | % | Women Total | % | Total | % |
| COMMITTED FROM COURT | 112 | 98 | 2490 | 87 | 1840 | 77 | 447 | 72 | 4889 | 82 | 7 | 100 | 124 | 95 | 91 | 93 | 26 | 90 | 248 | 94 | 5137 | 82 |
| RETURN APPEAL/BOND | 0 | 0 | 2 | 0 | 1 | 0 | 0 | 0 | 3 | 0 | 0 | 0 | 0 | 0 | 0 | 0 | 0 | 0 | 0 | 0 | 3 | 0 |
| PAROLE REV/NEW SENT | 0 | 0 | 220 | 8 | 322 | 13 | 103 | 17 | 645 | 11 | 0 | 0 | 3 | 2 | 5 | 5 | 1 | 3 | 9 | 3 | 654 | 10 |
| PAR REV/NO NEW SENT | 0 | 0 | 18 | 1 | 71 | 3 | 26 | 4 | 115 | 2 | 0 | 0 | 2 | 2 | 2 | 2 | 0 | 0 | 4 | 2 | 119 | 2 |
| PROB VIOL/TOTAL REV | 0 | 0 | 0 | 0 | 0 | 0 | 0 | 0 | 0 | 0 | 0 | 0 | 0 | 0 | 0 | 0 | 0 | 0 | 0 | 0 | 0 | 0 |
| PROB VIOL/PARTIAL | 0 | 0 | 17 | 1 | 45 | 2 | 7 | 1 | 69 | 1 | 0 | 0 | 0 | 0 | 0 | 0 | 0 | 0 | 0 | 0 | 69 | 1 |
| ADMIT FM OTHER CUST | 0 | 0 | 2 | 0 | 0 | 0 | 5 | 1 | 7 | 0 | 0 | 0 | 0 | 0 | 0 | 0 | 0 | 0 | 0 | 0 | 7 | 0 |
| SHOCK INCARCERATION | 0 | 0 | 0 | 0 | 0 | 0 | 0 | 0 | 0 | 0 | 0 | 0 | 0 | 0 | 0 | 0 | 0 | 0 | 0 | 0 | 0 | 0 |
| PROB REV/REMAINDER | 2 | 2 | 100 | 3 | 56 | 2 | 4 | 1 | 162 | 3 | 0 | 0 | 1 | 1 | 0 | 0 | 2 | 7 | 3 | 1 | 165 | 3 |
| NEW SENT/PAR REV PND | 0 | 0 | 2 | 0 | 3 | 0 | 2 | 0 | 7 | 0 | 0 | 0 | 0 | 0 | 0 | 0 | 0 | 0 | 0 | 0 | 7 | 0 |
| LIFE W/O PAROLE | 0 | 0 | 7 | 0 | 3 | 0 | 0 | 0 | 10 | 0 | 0 | 0 | 0 | 0 | 0 | 0 | 0 | 0 | 0 | 0 | 10 | 0 |
| PAROLE REV BOOT CAMP | 0 | 0 | 0 | 0 | 0 | 0 | 0 | 0 | 0 | 0 | 0 | 0 | 0 | 0 | 0 | 0 | 0 | 0 | 0 | 0 | 0 | 0 |
| PAR REV/RSN UNKNOWN | 0 | 0 | 4 | 0 | 37 | 2 | 26 | 4 | 67 | 1 | 0 | 0 | 0 | 0 | 0 | 0 | 0 | 0 | 0 | 0 | 67 | 1 |
| PROBATION/PAROLE REV | 0 | 0 | 0 | 0 | 0 | 0 | 0 | 0 | 0 | 0 | 0 | 0 | 0 | 0 | 0 | 0 | 0 | 0 | 0 | 0 | 0 | 0 |
| PB PAROLE RESCINDED | 0 | 0 | 0 | 0 | 0 | 0 | 0 | 0 | 0 | 0 | 0 | 0 | 0 | 0 | 0 | 0 | 0 | 0 | 0 | 0 | 0 | 0 |
| PROB REVOC/SPEC COND | 0 | 0 | 0 | 0 | 0 | 0 | 0 | 0 | 0 | 0 | 0 | 0 | 0 | 0 | 0 | 0 | 0 | 0 | 0 | 0 | 0 | 0 |
| PAR REV/REVOC CENTER | 0 | 0 | 6 | 0 | 15 | 1 | 0 | 0 | 21 | 0 | 0 | 0 | 0 | 0 | 0 | 0 | 0 | 0 | 0 | 0 | 21 | 0 |
| INFORMATION ONLY | 0 | 0 | 0 | 0 | 0 | 0 | 0 | 0 | 0 | 0 | 0 | 0 | 0 | 0 | 0 | 0 | 0 | 0 | 0 | 0 | 0 | 0 |
| INCOMPLETE SENT PKG | 0 | 0 | 0 | 0 | 0 | 0 | 0 | 0 | 0 | 0 | 0 | 0 | 0 | 0 | 0 | 0 | 0 | 0 | 0 | 0 | 0 | 0 |
| HANCOCK REVOC CENTER | 0 | 0 | 0 | 0 | 0 | 0 | 0 | 0 | 0 | 0 | 0 | 0 | 0 | 0 | 0 | 0 | 0 | 0 | 0 | 0 | 0 | 0 |
| WHITWORTH DETENTION | 0 | 0 | 0 | 0 | 1 | 0 | 0 | 0 | 1 | 0 | 0 | 0 | 0 | 0 | 0 | 0 | 0 | 0 | 0 | 0 | 1 | 0 |
| DCYS AT RISK | 0 | 0 | 0 | 0 | 0 | 0 | 0 | 0 | 0 | 0 | 0 | 0 | 0 | 0 | 0 | 0 | 0 | 0 | 0 | 0 | 0 | 0 |
| OTHER | 0 | 0 | 0 | 0 | 0 | 0 | 0 | 0 | 0 | 0 | 0 | 0 | 0 | 0 | 0 | 0 | 0 | 0 | 0 | 0 | 0 | 0 |
| Total reported | 114 | 100 | 2868 | 100 | 2394 | 100 | 620 | 100 | 5996 | 100 | 7 | 100 | 130 | 100 | 98 | 100 | 29 | 100 | 264 | 100 | 6260 | 100 |
| Percent reported | 100.0 | | 100.0 | | 100.0 | | 100.0 | | 100.0 | | 100.0 | | 100.0 | | 100.0 | | 100.0 | | 100.0 | | 100.0 | |
| UNKNOWN | 0 | | 1 | | 0 | | 0 | | 1 | | 0 | | 0 | | 0 | | 0 | | 0 | | 1 | |
| Total | 114 | | 2869 | | 2394 | | 620 | | 5997 | | 7 | | 130 | | 98 | | 29 | | 264 | | 6261 | |

Inmate statistical profile

Sample: ACTIVE PRISONERS SERVING LIFE EXCLUDING JAIL
Active inmates 03/22/2004

Requestor: Statistics

Release Type by current age & sex

| Release Type | M E N | | | | | | | | W O M E N | | | | | | | | Grand Total % | | | |
|--------------|--------------|-----|--------------|-----|--------------|-----|--------------|-----|----------------|-----|--------------|-----|--------------|-----|--------------|-----|------------------|--------------|-----|------------------|
| | Age 00-21 | | Age 22-39 | | Age 40-54 | | Age 55-99 | | Men Total % | | Age 00-21 | | Age 22-39 | | Age 40-54 | | | Age 55-99 | | Women Total % |
| PAROLE | 0 | 0 | 1 | 0 | 0 | 0 | 0 | 0 | 1 | 0 | 0 | 0 | 0 | 0 | 0 | 0 | 0 | 0 | 1 | 0 |
| Active | 114 | 100 | 2871 | 100 | 2400 | 100 | 621 | 100 | 6006 | 100 | 7 | 100 | 130 | 100 | 98 | 100 | 29 | 100 | 264 | 100 |
| Total | 114 | | 2869 | | 2394 | | 620 | | 5997 | | 7 | | 130 | | 98 | | 29 | | 264 | |

Inmate statistical profile

Sample: ACTIVE PRISONERS SERVING LIFE EXCLUDING JAIL
Active inmates 03/22/2004

Requestor: Statistics

Inst By Group by current age & sex

| Inst By Group | M E N | | | | | | | | W O M E N | | | | | | | | Grand Total % |
|----------------------|-------------|-------------|-------------|-------------|-------------|-------------|-------------|-------------|-------------|---------------|----------|-----|-----|-----|-----|--|---------------|
| | Age 00-21 % | Age 22-39 % | Age 40-54 % | Age 55-99 % | Men Total % | Age 00-21 % | Age 22-39 % | Age 40-54 % | Age 55-99 % | Women Total % | | | | | | | |
| County jails | 0 0 | 0 0 | 0 0 | 0 0 | 0 0 | 0 0 | 0 0 | 0 0 | 0 0 | 0 0 | 0 0 | 0 0 | 0 0 | 0 0 | 0 0 | | |
| Transitional centers | 0 0 | 15 1 | 19 1 | 6 1 | 40 1 | 0 0 | 1 1 | 2 2 | 0 0 | 3 1 | 43 1 | | | | | | |
| County camps | 0 0 | 0 0 | 8 0 | 1 0 | 9 0 | 0 0 | 0 0 | 0 0 | 0 0 | 0 0 | 9 0 | | | | | | |
| Inmate boot camps | 0 0 | 0 0 | 0 0 | 0 0 | 0 0 | 0 0 | 0 0 | 0 0 | 0 0 | 0 0 | 0 0 | | | | | | |
| State prisons | 113 99 | 2724 95 | 2218 93 | 584 94 | 5639 94 | 7 100 | 129 99 | 96 98 | 29 100 | 261 99 | 5900 94 | | | | | | |
| Private prisons | 1 1 | 127 4 | 140 6 | 28 5 | 296 5 | 0 0 | 0 0 | 0 0 | 0 0 | 0 0 | 296 5 | | | | | | |
| Other | 0 0 | 3 0 | 0 0 | 0 0 | 3 0 | 0 0 | 0 0 | 0 0 | 0 0 | 0 0 | 3 0 | | | | | | |
| Total reported | 114 100 | 2869 100 | 2385 100 | 619 100 | 5987 100 | 7 100 | 130 100 | 98 100 | 29 100 | 264 100 | 6251 100 | | | | | | |
| Percent reported | 100.0 | 100.0 | 100.0 | 100.0 | 100.0 | 100.0 | 100.0 | 100.0 | 100.0 | 100.0 | 100.0 | | | | | | |
| Not reported | 0 | 0 | 0 | 0 | 0 | 0 | 0 | 0 | 0 | 0 | 0 | | | | | | |
| Total | 114 | 2869 | 2394 | 620 | 5997 | 7 | 130 | 98 | 29 | 264 | 6261 | | | | | | |

Inmate statistical profile

Sample: ACTIVE PRISONERS SERVING LIFE EXCLUDING JAIL
Active inmates 03/22/2004

Requestor: Statistics

Institution by current age & sex

| Institution | M E N | | | | | | | | W O M E N | | | | | | | | Grand | | | |
|----------------------|-------|----|-----|---|-----|---|-----|----|-----------|---|-----|---|-----|---|-----|---|-------|-----|-------|---|
| | Age | % | Age | % | Age | % | Age | % | Men | % | Age | % | Age | % | Age | % | Women | % | Total | % |
| Albany Trans Ctr | 0 | 0 | 0 | 0 | 2 | 0 | 1 | 0 | 3 | 0 | 0 | 0 | 0 | 0 | 0 | 0 | 0 | 3 | 0 | |
| Atlanta Trans Ctr(M) | 0 | 0 | 7 | 0 | 12 | 1 | 2 | 0 | 21 | 0 | 0 | 0 | 0 | 0 | 0 | 0 | 0 | 21 | 0 | |
| Macon Trans Ctr | 0 | 0 | 6 | 0 | 2 | 0 | 0 | 0 | 8 | 0 | 0 | 0 | 0 | 0 | 0 | 0 | 0 | 8 | 0 | |
| Metro Trans Ctr (W) | 0 | 0 | 0 | 0 | 0 | 0 | 0 | 0 | 0 | 0 | 1 | 1 | 2 | 2 | 0 | 0 | 3 | 1 | 3 | 0 |
| Savannah Mens TC | 0 | 0 | 1 | 0 | 2 | 0 | 1 | 0 | 4 | 0 | 0 | 0 | 0 | 0 | 0 | 0 | 0 | 4 | 0 | |
| Augusta Trans Ctr | 0 | 0 | 0 | 0 | 9 | 0 | 1 | 0 | 10 | 0 | 0 | 0 | 0 | 0 | 0 | 0 | 0 | 10 | 0 | |
| Coastal Trans Ctr | 0 | 0 | 0 | 0 | 0 | 0 | 1 | 0 | 1 | 0 | 0 | 0 | 0 | 0 | 0 | 0 | 0 | 1 | 0 | |
| Lagrange Trans Ctr | 0 | 0 | 1 | 0 | 1 | 0 | 1 | 0 | 3 | 0 | 0 | 0 | 0 | 0 | 0 | 0 | 0 | 3 | 0 | |
| Central State Hosp | 0 | 0 | 3 | 0 | 0 | 0 | 0 | 0 | 3 | 0 | 0 | 0 | 0 | 0 | 0 | 0 | 0 | 3 | 0 | |
| Coweta County | 0 | 0 | 0 | 0 | 2 | 0 | 0 | 0 | 2 | 0 | 0 | 0 | 0 | 0 | 0 | 0 | 0 | 2 | 0 | |
| Floyd County | 0 | 0 | 0 | 0 | 1 | 0 | 0 | 0 | 1 | 0 | 0 | 0 | 0 | 0 | 0 | 0 | 0 | 1 | 0 | |
| Jackson County | 0 | 0 | 0 | 0 | 0 | 0 | 1 | 0 | 1 | 0 | 0 | 0 | 0 | 0 | 0 | 0 | 0 | 1 | 0 | |
| Jefferson County | 0 | 0 | 0 | 0 | 1 | 0 | 0 | 0 | 1 | 0 | 0 | 0 | 0 | 0 | 0 | 0 | 0 | 1 | 0 | |
| Mitchell County | 0 | 0 | 0 | 0 | 1 | 0 | 0 | 0 | 1 | 0 | 0 | 0 | 0 | 0 | 0 | 0 | 0 | 1 | 0 | |
| Screven County | 0 | 0 | 0 | 0 | 1 | 0 | 0 | 0 | 1 | 0 | 0 | 0 | 0 | 0 | 0 | 0 | 0 | 1 | 0 | |
| Troup County | 0 | 0 | 0 | 0 | 1 | 0 | 0 | 0 | 1 | 0 | 0 | 0 | 0 | 0 | 0 | 0 | 0 | 1 | 0 | |
| Clayton County | 0 | 0 | 0 | 0 | 1 | 0 | 0 | 0 | 1 | 0 | 0 | 0 | 0 | 0 | 0 | 0 | 0 | 1 | 0 | |
| Ware Prison | 3 | 3 | 158 | 6 | 104 | 5 | 19 | 3 | 284 | 5 | 0 | 0 | 0 | 0 | 0 | 0 | 0 | 284 | 5 | |
| Lowndes Prison | 0 | 0 | 1 | 0 | 5 | 0 | 0 | 0 | 6 | 0 | 0 | 0 | 0 | 0 | 0 | 0 | 0 | 6 | 0 | |
| Dodge Prison | 0 | 0 | 51 | 2 | 70 | 3 | 10 | 2 | 131 | 2 | 0 | 0 | 0 | 0 | 0 | 0 | 0 | 131 | 2 | |
| Phillips Prison | 2 | 2 | 99 | 4 | 100 | 4 | 27 | 5 | 228 | 4 | 0 | 0 | 0 | 0 | 0 | 0 | 0 | 228 | 4 | |
| Walker Prison | 0 | 0 | 10 | 0 | 29 | 1 | 9 | 2 | 48 | 1 | 0 | 0 | 0 | 0 | 0 | 0 | 0 | 48 | 1 | |
| Wayne Prison | 0 | 0 | 1 | 0 | 4 | 0 | 0 | 0 | 5 | 0 | 0 | 0 | 0 | 0 | 0 | 0 | 0 | 5 | 0 | |
| Arrendale Prison | 16 | 15 | 113 | 4 | 40 | 2 | 6 | 1 | 175 | 3 | 0 | 0 | 0 | 0 | 0 | 0 | 0 | 175 | 3 | |
| Montgomery Prison | 0 | 0 | 2 | 0 | 6 | 0 | 1 | 0 | 9 | 0 | 0 | 0 | 0 | 0 | 0 | 0 | 0 | 9 | 0 | |
| Lee Prison | 0 | 0 | 26 | 1 | 32 | 1 | 3 | 1 | 61 | 1 | 0 | 0 | 0 | 0 | 0 | 0 | 0 | 61 | 1 | |
| Georgia State Prison | 7 | 7 | 222 | 8 | 185 | 8 | 34 | 6 | 448 | 8 | 0 | 0 | 0 | 0 | 0 | 0 | 0 | 448 | 8 | |
| Mens Prison | 0 | 0 | 9 | 0 | 33 | 1 | 72 | 12 | 114 | 2 | 0 | 0 | 0 | 0 | 0 | 0 | 0 | 114 | 2 | |
| Jackson Prison-Diag | 9 | 9 | 21 | 1 | 11 | 0 | 0 | 0 | 41 | 1 | 0 | 0 | 0 | 0 | 0 | 0 | 0 | 41 | 1 | |
| Jackson Prison-Perm | 0 | 0 | 1 | 0 | 1 | 0 | 0 | 0 | 2 | 0 | 0 | 0 | 0 | 0 | 0 | 0 | 0 | 2 | 0 | |
| Coastal Prison | 7 | 7 | 40 | 1 | 23 | 1 | 3 | 1 | 73 | 1 | 0 | 0 | 0 | 0 | 0 | 0 | 0 | 73 | 1 | |
| Scott Prison | 0 | 0 | 60 | 2 | 53 | 2 | 10 | 2 | 123 | 2 | 0 | 0 | 0 | 0 | 0 | 0 | 0 | 123 | 2 | |
| Rivers Prison | 0 | 0 | 75 | 3 | 99 | 4 | 22 | 4 | 196 | 3 | 0 | 0 | 0 | 0 | 0 | 0 | 0 | 196 | 3 | |
| Rutledge Prison | 0 | 0 | 42 | 2 | 49 | 2 | 16 | 3 | 107 | 2 | 0 | 0 | 0 | 0 | 0 | 0 | 0 | 107 | 2 | |
| Central Prison | 0 | 0 | 73 | 3 | 113 | 5 | 33 | 6 | 219 | 4 | 0 | 0 | 0 | 0 | 0 | 0 | 0 | 219 | 4 | |
| Augusta Med Prison | 7 | 7 | 105 | 4 | 109 | 5 | 39 | 7 | 260 | 5 | 0 | 0 | 0 | 0 | 0 | 0 | 0 | 260 | 4 | |

(continued)

Inmate statistical profile

Sample: ACTIVE PRISONERS SERVING LIFE EXCLUDING JAIL
 Active inmates 03/22/2004

Requestor: Statistics

Institution by current age & sex (CONTINUED)

| Institution | M E N | | | | | | | | W O M E N | | | | | | | | Grand Total % | | | | | |
|-----------------------|--------------|------|--------------|------|--------------|------|--------------|------|--------------|------|--------------|-------|--------------|------|--------------|------|------------------|--------------|-----|----------------|-------|------|
| | Age 00-21 | % | Age 22-39 | % | Age 40-54 | % | Age 55-99 | % | Men Total | % | Age 00-21 | % | Age 22-39 | % | Age 40-54 | % | | Age 55-99 | % | Women Total | % | |
| Rogers Prison | 0 | 0 | 6 | 0 | 10 | 0 | 0 | 0 | 16 | 0 | 0 | 0 | 0 | 0 | 0 | 0 | 0 | 0 | 0 | 16 | 0 | |
| Burruss Prison | 0 | 0 | 1 | 0 | 7 | 0 | 2 | 0 | 10 | 0 | 0 | 0 | 0 | 0 | 0 | 0 | 0 | 0 | 0 | 10 | 0 | |
| Bostick Prison | 0 | 0 | 9 | 0 | 38 | 2 | 32 | 5 | 79 | 1 | 0 | 0 | 0 | 0 | 0 | 0 | 0 | 0 | 0 | 79 | 1 | |
| Valdosta Prison | 0 | 0 | 111 | 4 | 99 | 4 | 23 | 4 | 233 | 4 | 0 | 0 | 0 | 0 | 0 | 0 | 0 | 0 | 0 | 233 | 4 | |
| Hays Prison | 4 | 4 | 123 | 5 | 95 | 4 | 18 | 3 | 240 | 4 | 0 | 0 | 0 | 0 | 0 | 0 | 0 | 0 | 0 | 240 | 4 | |
| Hancock Prison | 6 | 6 | 230 | 9 | 161 | 7 | 32 | 5 | 429 | 8 | 0 | 0 | 0 | 0 | 0 | 0 | 0 | 0 | 0 | 429 | 7 | |
| Telfair Prison | 13 | 13 | 177 | 7 | 106 | 5 | 17 | 3 | 313 | 6 | 0 | 0 | 0 | 0 | 0 | 0 | 0 | 0 | 0 | 313 | 5 | |
| Autry Prison | 14 | 13 | 147 | 5 | 101 | 4 | 27 | 5 | 289 | 5 | 0 | 0 | 0 | 0 | 0 | 0 | 0 | 0 | 0 | 289 | 5 | |
| Johnson Prison | 0 | 0 | 45 | 2 | 47 | 2 | 12 | 2 | 104 | 2 | 0 | 0 | 0 | 0 | 0 | 0 | 0 | 0 | 0 | 104 | 2 | |
| Wilcox Prison | 0 | 0 | 60 | 2 | 69 | 3 | 16 | 3 | 145 | 3 | 0 | 0 | 0 | 0 | 0 | 0 | 0 | 0 | 0 | 145 | 2 | |
| Calhoun Prison | 7 | 7 | 134 | 5 | 69 | 3 | 24 | 4 | 234 | 4 | 0 | 0 | 0 | 0 | 0 | 0 | 0 | 0 | 0 | 234 | 4 | |
| Dooly Prison | 0 | 0 | 53 | 2 | 84 | 4 | 17 | 3 | 154 | 3 | 0 | 0 | 0 | 0 | 0 | 0 | 0 | 0 | 0 | 154 | 3 | |
| Macon Prison | 4 | 4 | 300 | 11 | 142 | 6 | 40 | 7 | 486 | 9 | 0 | 0 | 0 | 0 | 0 | 0 | 0 | 0 | 0 | 486 | 8 | |
| Smith Prison | 12 | 12 | 202 | 8 | 94 | 4 | 15 | 3 | 323 | 6 | 0 | 0 | 0 | 0 | 0 | 0 | 0 | 0 | 0 | 323 | 5 | |
| Homerville Prison | 0 | 0 | 3 | 0 | 8 | 0 | 0 | 0 | 11 | 0 | 0 | 0 | 0 | 0 | 0 | 0 | 0 | 0 | 0 | 11 | 0 | |
| Washington Women Pris | 0 | 0 | 0 | 0 | 0 | 0 | 0 | 0 | 0 | 0 | 4 | 57 | 41 | 33 | 35 | 37 | 12 | 41 | 92 | 36 | 92 | 2 |
| Baldwin Prison | 2 | 2 | 12 | 0 | 15 | 1 | 4 | 1 | 33 | 1 | 0 | 0 | 0 | 0 | 0 | 0 | 0 | 0 | 0 | 33 | 1 | |
| Metro Womens Prison | 0 | 0 | 0 | 0 | 0 | 0 | 0 | 0 | 0 | 0 | 1 | 14 | 30 | 24 | 29 | 31 | 6 | 21 | 66 | 26 | 66 | 1 |
| Pulaski Womens Pris | 0 | 0 | 0 | 0 | 0 | 0 | 0 | 0 | 0 | 0 | 2 | 29 | 58 | 47 | 32 | 34 | 11 | 38 | 103 | 41 | 103 | 2 |
| Pelham PreTrans Unit | 0 | 0 | 2 | 0 | 7 | 0 | 1 | 0 | 10 | 0 | 0 | 0 | 0 | 0 | 0 | 0 | 0 | 0 | 0 | 10 | 0 | |
| D Ray James Prison | 1 | 1 | 36 | 1 | 35 | 2 | 3 | 1 | 75 | 1 | 0 | 0 | 0 | 0 | 0 | 0 | 0 | 0 | 0 | 75 | 1 | |
| Coffee Corr Facility | 0 | 0 | 45 | 2 | 39 | 2 | 12 | 2 | 96 | 2 | 0 | 0 | 0 | 0 | 0 | 0 | 0 | 0 | 0 | 96 | 2 | |
| Wheeler Corr Facility | 0 | 0 | 46 | 2 | 66 | 3 | 13 | 2 | 125 | 2 | 0 | 0 | 0 | 0 | 0 | 0 | 0 | 0 | 0 | 125 | 2 | |
| Baldwin BC | 82 | 79 | 1987 | 74 | 1449 | 64 | 453 | 76 | 3971 | 70 | 6 | 86 | 118 | 95 | 87 | 93 | 28 | 97 | 239 | 94 | 4210 | 71 |
| Total reported | 196 | 100 | 4856 | 100 | 3843 | 100 | 1073 | 100 | 9968 | 100 | 13 | 100 | 248 | 100 | 185 | 100 | 57 | 100 | 503 | 100 | 10471 | 100 |
| Percent reported | | 91.2 | | 93.3 | | 94.5 | | 96.5 | | 94.1 | | 100.0 | | 95.4 | | 95.9 | | 100.0 | | 96.2 | | 94.2 |
| Not Reported | 10 | | 193 | | 131 | | 22 | | 356 | | 0 | | 6 | | 4 | | 0 | | 10 | | 366 | |
| Total | 114 | | 2869 | | 2394 | | 620 | | 5997 | | 7 | | 130 | | 98 | | 29 | | 264 | | 6261 | |

Inmate statistical profile

Sample: ACTIVE PRISONERS SERVING LIFE EXCLUDING JAIL
Active inmates 03/22/2004

Requestor: Statistics

Misdemeanors And Felonies by current age & sex

| Crime Type | Age | | Age | | M E N | | Age | | Men | | Age | | Age | | W O M E N | | Women | | Grand | | | |
|------------------|-------|-----|-------|-----|-------|-----|-------|-----|-------|-----|-------|-----|-------|-----|-----------|-----|-------|-----|-------|-----|-------|-----|
| | 00-21 | % | 22-39 | % | 40-54 | % | 55-99 | % | Total | % | 00-21 | % | 22-39 | % | 40-54 | % | 55-99 | % | Total | % | Total | % |
| MISDEMEANOR | 0 | 0 | 0 | 0 | 0 | 0 | 0 | 0 | 0 | 0 | 0 | 0 | 0 | 0 | 0 | 0 | 0 | 0 | 0 | 0 | 0 | 0 |
| FELONY | 114 | 100 | 2869 | 100 | 2394 | 100 | 620 | 100 | 5997 | 100 | 7 | 100 | 130 | 100 | 98 | 100 | 29 | 100 | 264 | 100 | 6261 | 100 |
| Total reported | 114 | 100 | 2869 | 100 | 2394 | 100 | 620 | 100 | 5997 | 100 | 7 | 100 | 130 | 100 | 98 | 100 | 29 | 100 | 264 | 100 | 6261 | 100 |
| Percent reported | 100.0 | | 100.0 | | 100.0 | | 100.0 | | 100.0 | | 100.0 | | 100.0 | | 100.0 | | 100.0 | | 100.0 | | 100.0 | |
| NOT REPORTED | 0 | | 0 | | 0 | | 0 | | 0 | | 0 | | 0 | | 0 | | 0 | | 0 | | 0 | |
| Total | 114 | | 2869 | | 2394 | | 620 | | 5997 | | 7 | | 130 | | 98 | | 29 | | 264 | | 6261 | |

Inmate statistical profile

Sample: ACTIVE PRISONERS SERVING LIFE EXCLUDING JAIL
Active inmates 03/22/2004

Requestor: Statistics

Crimes By Group by current age & sex

| Crimes By Group | M E N | | | | | | | | W O M E N | | | | | | | | Grand | | | | | |
|----------------------|-------|------|------|------|------|-------|-----|-------|-----------|------|-----|-------|-----|-------|-----|-------|-------|-------|-------|-------|------|------|
| | Age | % | Age | % | Age | % | Age | % | Men | % | Age | % | Age | % | Age | % | Women | % | Total | % | | |
| HOMICIDE | 82 | 73 | 1987 | 69 | 1449 | 61 | 453 | 73 | 3971 | 66 | 6 | 86 | 118 | 91 | 87 | 89 | 28 | 97 | 239 | 91 | 4210 | 67 |
| ABORTION | 0 | 0 | 0 | 0 | 0 | 0 | 0 | 0 | 0 | 0 | 0 | 0 | 0 | 0 | 0 | 0 | 0 | 0 | 0 | 0 | 0 | 0 |
| BODILY INJRY&REL OFF | 10 | 9 | 193 | 7 | 131 | 5 | 22 | 4 | 356 | 6 | 0 | 0 | 6 | 5 | 4 | 4 | 0 | 0 | 10 | 4 | 366 | 6 |
| ARSON & REL OFF | 0 | 0 | 1 | 0 | 0 | 0 | 0 | 0 | 1 | 0 | 0 | 0 | 0 | 0 | 0 | 0 | 0 | 0 | 0 | 0 | 1 | 0 |
| DAMAGE OF PROPERTY | 0 | 0 | 0 | 0 | 0 | 0 | 0 | 0 | 0 | 0 | 0 | 0 | 0 | 0 | 0 | 0 | 0 | 0 | 0 | 0 | 0 | 0 |
| BURGLARY & REL OFF | 0 | 0 | 5 | 0 | 6 | 0 | 0 | 0 | 11 | 0 | 0 | 0 | 0 | 0 | 1 | 1 | 0 | 0 | 1 | 0 | 12 | 0 |
| FORGERY & REL OFF | 0 | 0 | 1 | 0 | 7 | 0 | 1 | 0 | 9 | 0 | 0 | 0 | 0 | 0 | 0 | 0 | 0 | 0 | 0 | 0 | 9 | 0 |
| THEFT | 0 | 0 | 0 | 0 | 2 | 0 | 0 | 0 | 2 | 0 | 0 | 0 | 0 | 0 | 0 | 0 | 0 | 0 | 0 | 0 | 2 | 0 |
| ROBBERY | 12 | 11 | 327 | 11 | 281 | 12 | 45 | 7 | 665 | 11 | 1 | 14 | 3 | 2 | 2 | 2 | 0 | 0 | 6 | 2 | 671 | 11 |
| SEXUAL OFFENSES | 9 | 8 | 265 | 9 | 439 | 18 | 94 | 15 | 807 | 13 | 0 | 0 | 0 | 0 | 2 | 2 | 0 | 0 | 2 | 1 | 809 | 13 |
| OBSCENITY CRIMES | 0 | 0 | 0 | 0 | 0 | 0 | 0 | 0 | 0 | 0 | 0 | 0 | 0 | 0 | 0 | 0 | 0 | 0 | 0 | 0 | 0 | 0 |
| TREASON & REL OFF | 0 | 0 | 0 | 0 | 0 | 0 | 0 | 0 | 0 | 0 | 0 | 0 | 0 | 0 | 0 | 0 | 0 | 0 | 0 | 0 | 0 | 0 |
| CRIMES INVOLVNG GOVT | 0 | 0 | 1 | 0 | 1 | 0 | 1 | 0 | 3 | 0 | 0 | 0 | 0 | 0 | 0 | 0 | 0 | 0 | 0 | 0 | 3 | 0 |
| FALSIFICATIONS | 0 | 0 | 0 | 0 | 0 | 0 | 0 | 0 | 0 | 0 | 0 | 0 | 0 | 0 | 0 | 0 | 0 | 0 | 0 | 0 | 0 | 0 |
| OBSTRUCT LAW ENFORCE | 0 | 0 | 0 | 0 | 1 | 0 | 0 | 0 | 1 | 0 | 0 | 0 | 0 | 0 | 0 | 0 | 0 | 0 | 0 | 0 | 1 | 0 |
| DISORDERLY CONDUCT | 0 | 0 | 0 | 0 | 0 | 0 | 0 | 0 | 0 | 0 | 0 | 0 | 0 | 0 | 0 | 0 | 0 | 0 | 0 | 0 | 0 | 0 |
| GAMBLING & REL OFF | 0 | 0 | 0 | 0 | 0 | 0 | 0 | 0 | 0 | 0 | 0 | 0 | 0 | 0 | 0 | 0 | 0 | 0 | 0 | 0 | 0 | 0 |
| CRUELTY TO CHILDREN | 0 | 0 | 0 | 0 | 0 | 0 | 0 | 0 | 0 | 0 | 0 | 0 | 0 | 0 | 0 | 0 | 0 | 0 | 0 | 0 | 0 | 0 |
| CRIMES WITH GUNS | 0 | 0 | 9 | 0 | 8 | 0 | 2 | 0 | 19 | 0 | 0 | 0 | 1 | 1 | 0 | 0 | 0 | 0 | 1 | 0 | 20 | 0 |
| INVASION PRIVACY | 0 | 0 | 0 | 0 | 0 | 0 | 0 | 0 | 0 | 0 | 0 | 0 | 0 | 0 | 0 | 0 | 0 | 0 | 0 | 0 | 0 | 0 |
| RACKETEERING | 0 | 0 | 0 | 0 | 0 | 0 | 0 | 0 | 0 | 0 | 0 | 0 | 0 | 0 | 0 | 0 | 0 | 0 | 0 | 0 | 0 | 0 |
| DRUG ABUSE OFFENSES | 0 | 0 | 70 | 2 | 63 | 3 | 1 | 0 | 134 | 2 | 0 | 0 | 2 | 2 | 2 | 2 | 1 | 3 | 5 | 2 | 139 | 2 |
| DRUG TRAFFICKING | 0 | 0 | 3 | 0 | 5 | 0 | 0 | 0 | 8 | 0 | 0 | 0 | 0 | 0 | 0 | 0 | 0 | 0 | 0 | 0 | 8 | 0 |
| AUTO CRIMES | 0 | 0 | 0 | 0 | 0 | 0 | 0 | 0 | 0 | 0 | 0 | 0 | 0 | 0 | 0 | 0 | 0 | 0 | 0 | 0 | 0 | 0 |
| REVENUE & CONTRABAND | 0 | 0 | 0 | 0 | 0 | 0 | 0 | 0 | 0 | 0 | 0 | 0 | 0 | 0 | 0 | 0 | 0 | 0 | 0 | 0 | 0 | 0 |
| CRIMES OF OTH STATES | 0 | 0 | 0 | 0 | 0 | 0 | 0 | 0 | 0 | 0 | 0 | 0 | 0 | 0 | 0 | 0 | 0 | 0 | 0 | 0 | 0 | 0 |
| MISC. FELONIES | 0 | 0 | 0 | 0 | 0 | 0 | 1 | 0 | 1 | 0 | 0 | 0 | 0 | 0 | 0 | 0 | 0 | 0 | 0 | 0 | 1 | 0 |
| MISDEMEANORS | 0 | 0 | 0 | 0 | 0 | 0 | 0 | 0 | 0 | 0 | 0 | 0 | 0 | 0 | 0 | 0 | 0 | 0 | 0 | 0 | 0 | 0 |
| Total reported | 113 | 100 | 2862 | 100 | 2393 | 100 | 620 | 100 | 5988 | 100 | 7 | 100 | 130 | 100 | 98 | 100 | 29 | 100 | 264 | 100 | 6252 | 100 |
| Percent reported | | 99.1 | | 99.8 | | 100.0 | | 100.0 | | 99.8 | | 100.0 | | 100.0 | | 100.0 | | 100.0 | | 100.0 | | 99.9 |
| NOT REPORTED | 1 | | 7 | | 1 | | 0 | | 9 | | 0 | | 0 | | 0 | | 0 | | 0 | | 9 | |
| Total | 114 | | 2869 | | 2394 | | 620 | | 5997 | | 7 | | 130 | | 98 | | 29 | | 264 | | 6261 | |

Inmate statistical profile

Sample: ACTIVE PRISONERS SERVING LIFE EXCLUDING JAIL
Active inmates 03/22/2004

Requestor: Statistics

Most Serious Offense by current age & sex

| Most Serious Offense | Age | | Age | | M E N | | Age | | Men | | Age | | Age | | W O M E N | | Women | | Grand | | | |
|----------------------|-------|----|-------|----|-------|----|-------|----|-------|----|-------|----|-------|----|-----------|----|-------|----|-------|----|-------|----|
| | 00-21 | % | 22-39 | % | 40-54 | % | 55-99 | % | Total | % | 00-21 | % | 22-39 | % | 40-54 | % | 55-99 | % | Total | % | Total | % |
| MISC HOMICIDE OFFENS | 1 | 1 | 7 | 0 | 1 | 0 | 0 | 0 | 9 | 0 | 0 | 0 | 0 | 0 | 0 | 0 | 0 | 0 | 0 | 9 | 0 | |
| MURDER | 82 | 72 | 1985 | 69 | 1449 | 61 | 452 | 73 | 3968 | 66 | 6 | 86 | 118 | 91 | 87 | 89 | 28 | 97 | 239 | 91 | 4207 | 67 |
| VOLUNTARY MANSLAUGHT | 0 | 0 | 1 | 0 | 0 | 0 | 1 | 0 | 2 | 0 | 0 | 0 | 0 | 0 | 0 | 0 | 0 | 0 | 0 | 2 | 0 | |
| INVOLUNTARY MANSLAUG | 0 | 0 | 1 | 0 | 0 | 0 | 0 | 0 | 1 | 0 | 0 | 0 | 0 | 0 | 0 | 0 | 0 | 0 | 0 | 1 | 0 | |
| AGGRAV ASSAULT | 0 | 0 | 4 | 0 | 6 | 0 | 1 | 0 | 11 | 0 | 0 | 0 | 0 | 0 | 0 | 0 | 0 | 0 | 0 | 11 | 0 | |
| AGGRAV BATTERY | 0 | 0 | 1 | 0 | 0 | 0 | 0 | 0 | 1 | 0 | 0 | 0 | 0 | 0 | 0 | 0 | 0 | 0 | 0 | 1 | 0 | |
| TERRORIST THREATS & | 0 | 0 | 1 | 0 | 0 | 0 | 0 | 0 | 1 | 0 | 0 | 0 | 0 | 0 | 0 | 0 | 0 | 0 | 0 | 1 | 0 | |
| FALSE IMPRISONMENT | 0 | 0 | 1 | 0 | 0 | 0 | 0 | 0 | 1 | 0 | 0 | 0 | 0 | 0 | 0 | 0 | 0 | 0 | 0 | 1 | 0 | |
| KIDNAPPING | 10 | 9 | 186 | 6 | 125 | 5 | 19 | 3 | 340 | 6 | 0 | 0 | 6 | 5 | 4 | 4 | 0 | 0 | 10 | 4 | 350 | 6 |
| AGGRAV ASSAULT POLCE | 0 | 0 | 0 | 0 | 0 | 0 | 2 | 0 | 2 | 0 | 0 | 0 | 0 | 0 | 0 | 0 | 0 | 0 | 0 | 2 | 0 | |
| ARSON 2ND DEGREE | 0 | 0 | 1 | 0 | 0 | 0 | 0 | 0 | 1 | 0 | 0 | 0 | 0 | 0 | 0 | 0 | 0 | 0 | 0 | 1 | 0 | |
| BURGLARY | 0 | 0 | 5 | 0 | 6 | 0 | 0 | 0 | 11 | 0 | 0 | 0 | 0 | 0 | 1 | 1 | 0 | 0 | 1 | 0 | 12 | 0 |
| FORGERY 1ST DEGREE | 0 | 0 | 1 | 0 | 7 | 0 | 1 | 0 | 9 | 0 | 0 | 0 | 0 | 0 | 0 | 0 | 0 | 0 | 0 | 9 | 0 | |
| THEFT BY TAKING | 0 | 0 | 0 | 0 | 2 | 0 | 0 | 0 | 2 | 0 | 0 | 0 | 0 | 0 | 0 | 0 | 0 | 0 | 0 | 2 | 0 | |
| ROBBERY | 0 | 0 | 4 | 0 | 2 | 0 | 2 | 0 | 8 | 0 | 0 | 0 | 0 | 0 | 0 | 0 | 0 | 0 | 0 | 8 | 0 | |
| ARMED ROBBERY | 12 | 11 | 323 | 11 | 279 | 12 | 43 | 7 | 657 | 11 | 1 | 14 | 3 | 2 | 2 | 2 | 0 | 0 | 6 | 2 | 663 | 11 |
| RAPE | 9 | 8 | 250 | 9 | 395 | 16 | 77 | 12 | 731 | 12 | 0 | 0 | 0 | 0 | 2 | 2 | 0 | 0 | 2 | 1 | 733 | 12 |
| AGGRAV SODOMY | 0 | 0 | 10 | 0 | 27 | 1 | 11 | 2 | 48 | 1 | 0 | 0 | 0 | 0 | 0 | 0 | 0 | 0 | 0 | 48 | 1 | |
| CHILD MOLESTATION | 0 | 0 | 1 | 0 | 5 | 0 | 1 | 0 | 7 | 0 | 0 | 0 | 0 | 0 | 0 | 0 | 0 | 0 | 0 | 7 | 0 | |
| AGGRAV CHILD MOLESTA | 0 | 0 | 4 | 0 | 12 | 1 | 5 | 1 | 21 | 0 | 0 | 0 | 0 | 0 | 0 | 0 | 0 | 0 | 0 | 21 | 0 | |
| OBSTR OF LAW ENF OFF | 0 | 0 | 1 | 0 | 1 | 0 | 1 | 0 | 3 | 0 | 0 | 0 | 0 | 0 | 0 | 0 | 0 | 0 | 0 | 3 | 0 | |
| ESCAPE | 0 | 0 | 0 | 0 | 1 | 0 | 0 | 0 | 1 | 0 | 0 | 0 | 0 | 0 | 0 | 0 | 0 | 0 | 0 | 1 | 0 | |
| POSS OF FIREARM DUR | 0 | 0 | 3 | 0 | 2 | 0 | 1 | 0 | 6 | 0 | 0 | 0 | 0 | 0 | 0 | 0 | 0 | 0 | 0 | 6 | 0 | |
| POSS OF CERTAIN WEAP | 0 | 0 | 0 | 0 | 1 | 0 | 0 | 0 | 1 | 0 | 0 | 0 | 0 | 0 | 0 | 0 | 0 | 0 | 0 | 1 | 0 | |
| POSS FIREARM CONVCT | 0 | 0 | 6 | 0 | 5 | 0 | 1 | 0 | 12 | 0 | 0 | 0 | 1 | 1 | 0 | 0 | 0 | 0 | 1 | 0 | 13 | 0 |
| S/D NARCOTICS OPIATE | 0 | 0 | 8 | 0 | 6 | 0 | 0 | 0 | 14 | 0 | 0 | 0 | 0 | 0 | 0 | 0 | 0 | 0 | 0 | 14 | 0 | |
| S/D DEP STIM CNTRF D | 0 | 0 | 1 | 0 | 0 | 0 | 0 | 0 | 1 | 0 | 0 | 0 | 0 | 0 | 0 | 0 | 0 | 0 | 0 | 1 | 0 | |
| S/D OF MARIJUANA | 0 | 0 | 2 | 0 | 4 | 0 | 0 | 0 | 6 | 0 | 0 | 0 | 0 | 0 | 0 | 0 | 0 | 0 | 0 | 6 | 0 | |
| POSS NARCOTICS OPIAT | 0 | 0 | 0 | 0 | 2 | 0 | 0 | 0 | 2 | 0 | 0 | 0 | 0 | 0 | 0 | 0 | 0 | 0 | 0 | 2 | 0 | |
| POSS DEP STIM CNTRF | 0 | 0 | 0 | 0 | 1 | 0 | 0 | 0 | 1 | 0 | 0 | 0 | 0 | 0 | 0 | 0 | 0 | 0 | 0 | 1 | 0 | |
| VIOL GA CNTRL SBST A | 0 | 0 | 4 | 0 | 3 | 0 | 0 | 0 | 7 | 0 | 0 | 0 | 1 | 1 | 0 | 0 | 0 | 0 | 1 | 0 | 8 | 0 |
| S/D CONT SUB PUBLIC | 0 | 0 | 2 | 0 | 0 | 0 | 0 | 0 | 2 | 0 | 0 | 0 | 0 | 0 | 0 | 0 | 0 | 0 | 0 | 2 | 0 | |
| S/D CONT SUB SCHOOL | 0 | 0 | 1 | 0 | 0 | 0 | 0 | 0 | 1 | 0 | 0 | 0 | 0 | 0 | 0 | 0 | 0 | 0 | 0 | 1 | 0 | |

(continued)

Inmate statistical profile

Sample: ACTIVE PRISONERS SERVING LIFE EXCLUDING JAIL
Active inmates 03/22/2004

Requestor: Statistics

Most Serious Offense by current age & sex (CONTINUED)

| Most Serious Offense | Age | | M E N | | | | Men | | Age | | W O M E N | | | | Women | Grand | | | | | | |
|----------------------|------------|---|-------------|---|-------------|---|------------|---|-------------|---|-----------|---|------------|---|-----------|-------|-----------|---|------------|---|-------------|---|
| | 00-21 | % | 22-39 | % | 40-54 | % | 55-99 | % | Total | % | 00-21 | % | 22-39 | % | 40-54 | % | 55-99 | % | Total | % | | |
| S/D COCAINE | 0 | 0 | 42 | 1 | 41 | 2 | 0 | 0 | 83 | 1 | 0 | 0 | 1 | 1 | 2 | 2 | 1 | 3 | 4 | 2 | 87 | 1 |
| POSS OF COCAINE | 0 | 0 | 10 | 0 | 6 | 0 | 1 | 0 | 17 | 0 | 0 | 0 | 0 | 0 | 0 | 0 | 0 | 0 | 0 | 0 | 17 | 0 |
| TRAF COCAINE LESS 20 | 0 | 0 | 3 | 0 | 4 | 0 | 0 | 0 | 7 | 0 | 0 | 0 | 0 | 0 | 0 | 0 | 0 | 0 | 0 | 0 | 7 | 0 |
| TRAF NARCOTIC LESS 1 | 0 | 0 | 0 | 0 | 1 | 0 | 0 | 0 | 1 | 0 | 0 | 0 | 0 | 0 | 0 | 0 | 0 | 0 | 0 | 0 | 1 | 0 |
| CRMNL ATMPT | 0 | 0 | 0 | 0 | 0 | 0 | 1 | 0 | 1 | 0 | 0 | 0 | 0 | 0 | 0 | 0 | 0 | 0 | 0 | 0 | 1 | 0 |
| Total | 114 | | 2869 | | 2394 | | 620 | | 5997 | | 7 | | 130 | | 98 | | 29 | | 264 | | 6261 | |

Inmate statistical profile

Sample: ACTIVE PRISONERS SERVING LIFE EXCLUDING JAIL
Active inmates 03/22/2004

Requestor: Statistics

Most Serious Crime Type by current age & sex

| Crime Type | Age | | Age | | M E N | | | | Age | | Age | | W O M E N | | | | Women | | Grand | | | |
|------------|-------|----|-------|----|-------|----|-------|----|-------|----|-------|-----|-----------|----|-------|----|-------|----|-------|----|-------|----|
| | 00-21 | % | 22-39 | % | 40-54 | % | 55-99 | % | Total | % | 00-21 | % | 22-39 | % | 40-54 | % | 55-99 | % | Total | % | Total | % |
| VIOL/PERSN | 105 | 92 | 2514 | 88 | 1862 | 78 | 520 | 84 | 5001 | 84 | 7 | 100 | 127 | 98 | 93 | 95 | 28 | 97 | 255 | 97 | 5256 | 84 |
| NVIOL/PERS | 0 | 0 | 3 | 0 | 2 | 0 | 1 | 0 | 6 | 0 | 0 | 0 | 0 | 0 | 0 | 0 | 0 | 0 | 0 | 0 | 6 | 0 |
| PROPERTY | 0 | 0 | 7 | 0 | 15 | 1 | 1 | 0 | 23 | 0 | 0 | 0 | 0 | 1 | 1 | 0 | 0 | 0 | 1 | 0 | 24 | 0 |
| DRUG SALES | 0 | 0 | 59 | 2 | 56 | 2 | 0 | 0 | 115 | 2 | 0 | 0 | 1 | 1 | 2 | 2 | 1 | 3 | 4 | 2 | 119 | 2 |
| DRUG POSSN | 0 | 0 | 14 | 0 | 12 | 1 | 1 | 0 | 27 | 0 | 0 | 0 | 1 | 1 | 0 | 0 | 0 | 0 | 1 | 0 | 28 | 0 |
| ALCOHOL | 0 | 0 | 0 | 0 | 0 | 0 | 0 | 0 | 0 | 0 | 0 | 0 | 0 | 0 | 0 | 0 | 0 | 0 | 0 | 0 | 0 | 0 |
| HABIT/DUI | 0 | 0 | 0 | 0 | 0 | 0 | 0 | 0 | 0 | 0 | 0 | 0 | 0 | 0 | 0 | 0 | 0 | 0 | 0 | 0 | 0 | 0 |
| SEX OFFEND | 9 | 8 | 265 | 9 | 439 | 18 | 94 | 15 | 807 | 13 | 0 | 0 | 0 | 0 | 2 | 2 | 0 | 0 | 2 | 1 | 809 | 13 |
| OTHER | 0 | 0 | 7 | 0 | 8 | 0 | 3 | 0 | 18 | 0 | 0 | 0 | 1 | 1 | 0 | 0 | 0 | 0 | 1 | 0 | 19 | 0 |
| Total | 114 | | 2869 | | 2394 | | 620 | | 5997 | | 7 | | 130 | | 98 | | 29 | | 264 | | 6261 | |