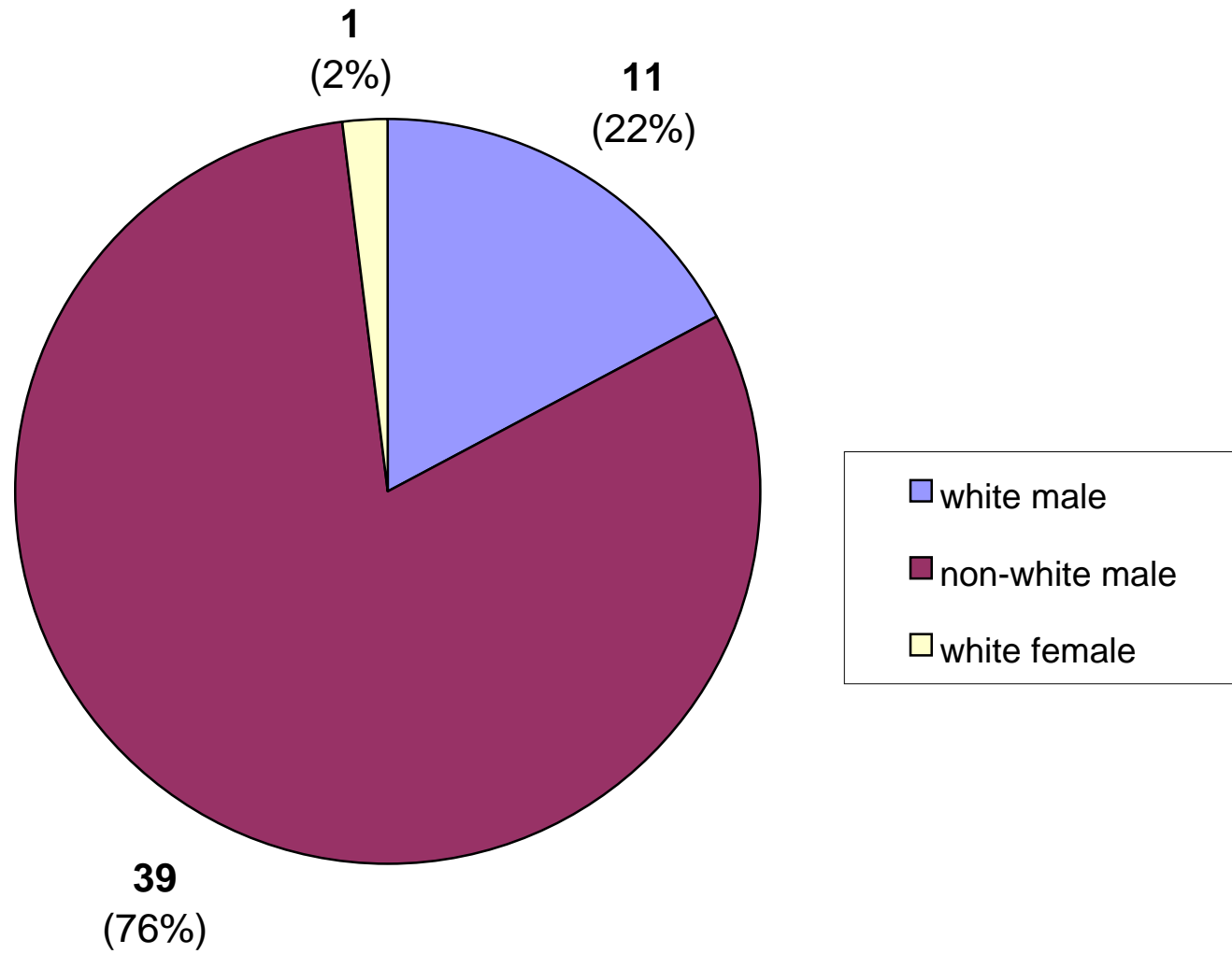

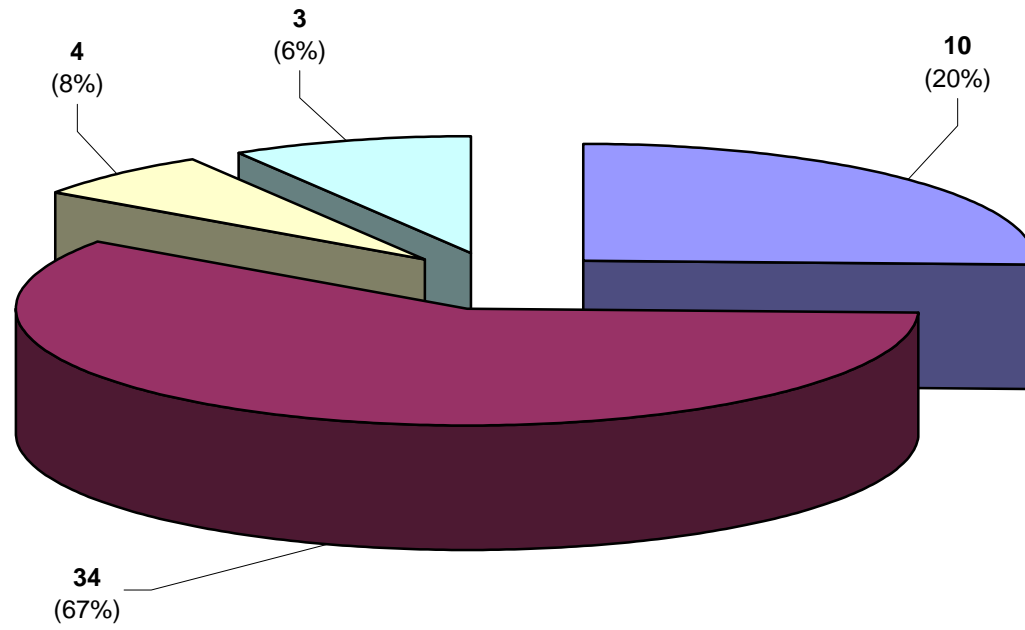


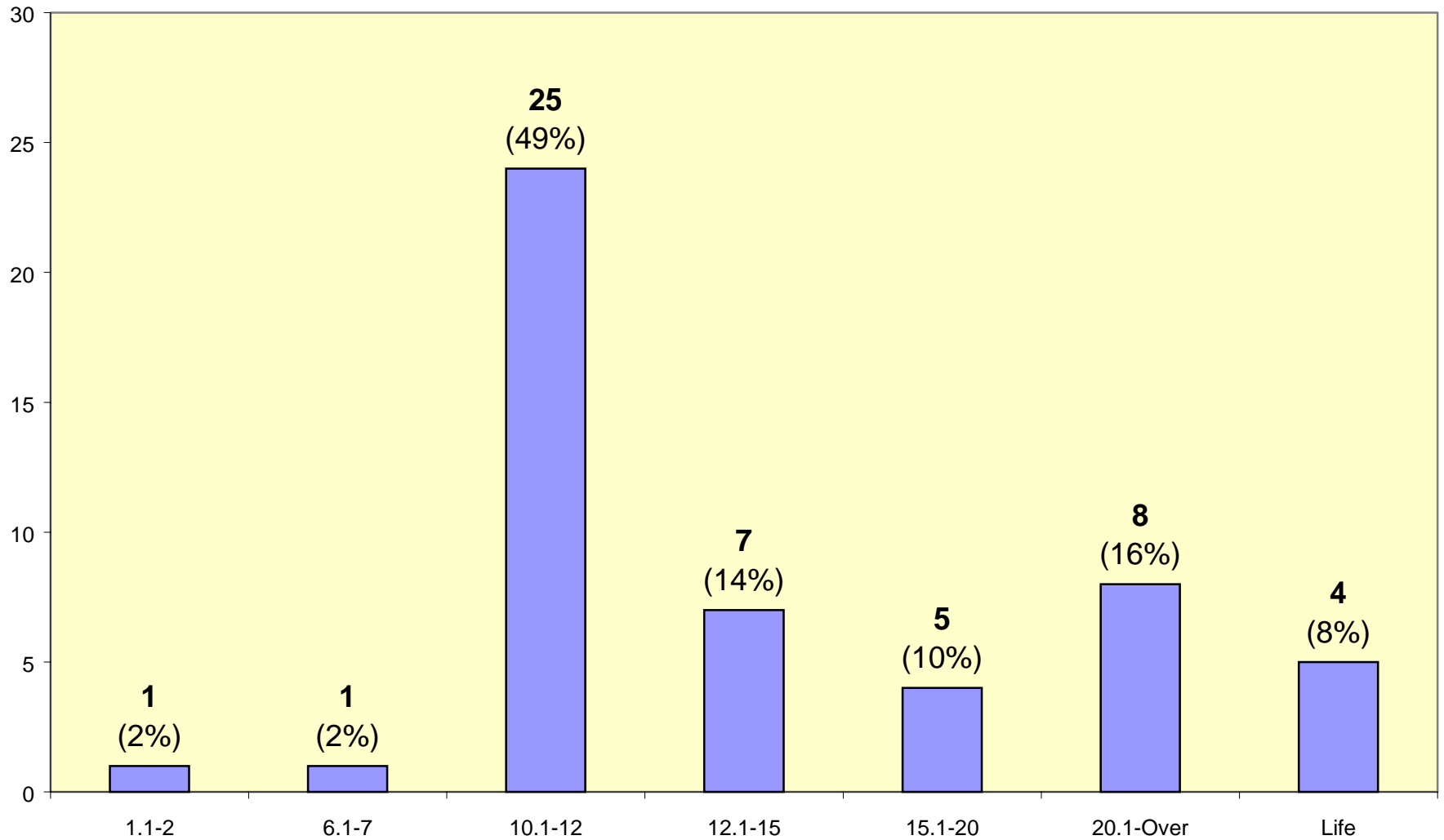
### Active Juveniles in Adult Prisons by Race & Gender



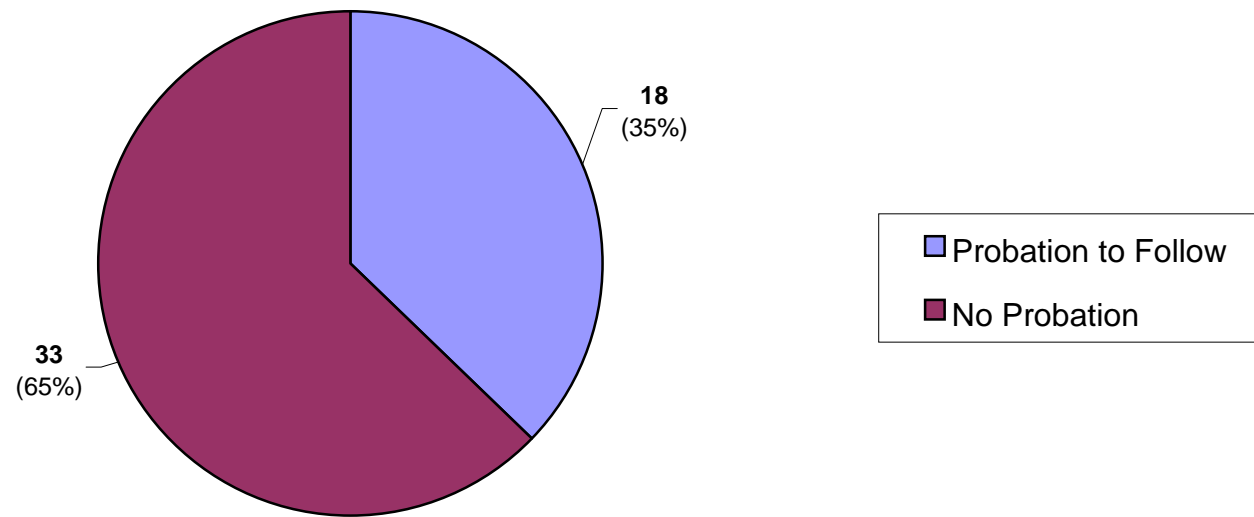
Active Juveniles in Adult Prisons by Security Status



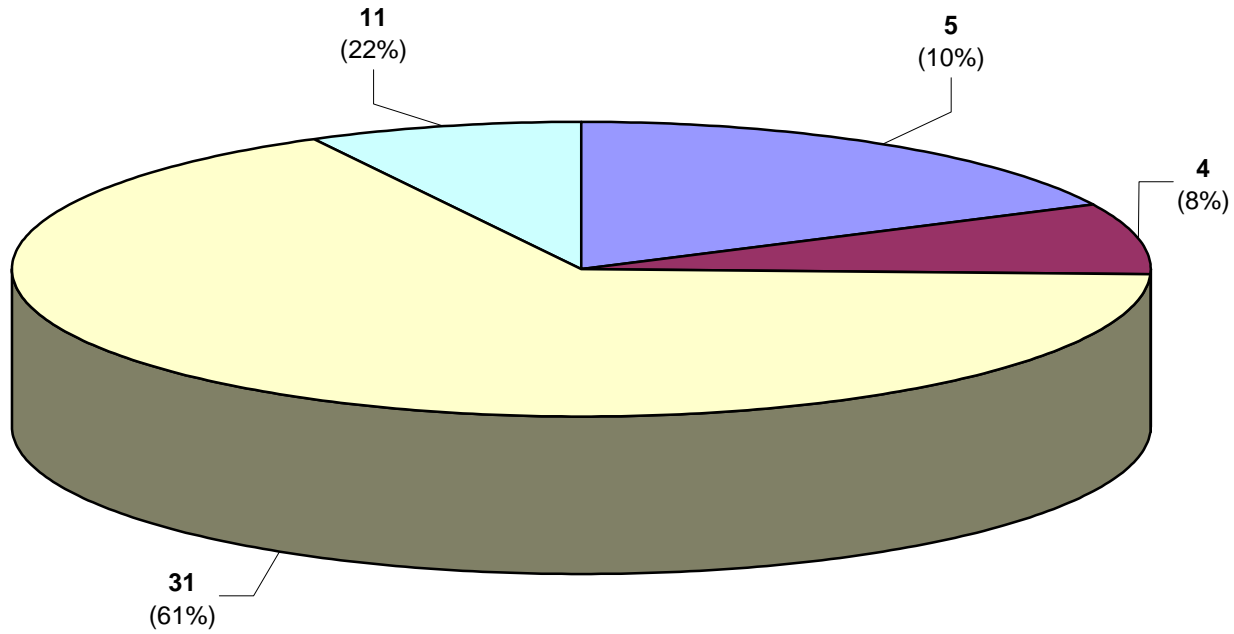
## Active Juveniles In Adult Prisons By Sentence Length



**Active Juveniles in Adult Prison With Probation to Follow Prison**

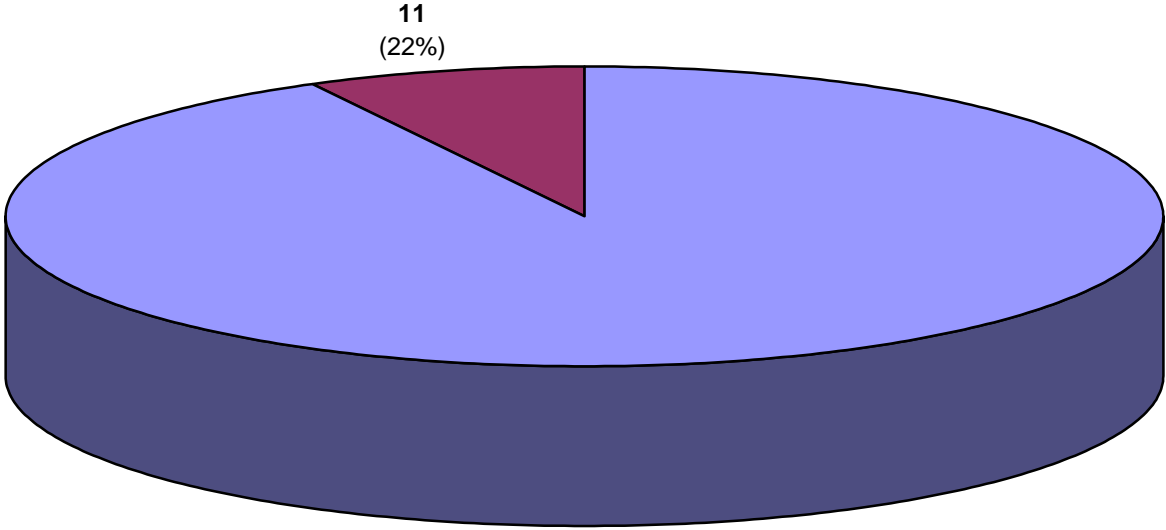


**Active Juveniles in Adult Prisons by Crime Group**



■ homicide    ■ bodily injury & rel off    ■ robbery    ■ sexual offense

**Active Juveniles in Adult Prison By Crime Type**



40  
(78%)

11  
(22%)

viol/persn	sex offend
------------	------------

Inmate statistical profile

TABLE OF CONTENTS FOR ACTIVE JUVENILE PRISONERS EXCLUDING JAILS

Title	PAGE
RACE AND SEX.....	2
Culture Fair IQ Scores.....	3
Self-Rpt Socioeconomic Class.....	4
Self-Rpt Environment To Age 16.....	5
Self-Rpt Education Level.....	6
Functional Reading Level (WRAT Scores)..	7
Functional Math Level (WRAT Scores).....	8
Functional Spelling Level (WRAT Scores)..	9
Self-Rpt Guardian Status To Age 16.....	10
Self-Rpt Employment Status Before Prison	11
Self-Rpt Marital Status At Admission....	12
Self-Rpt Number Of Children At Admission	13
Self-Rpt Religious Affiliation.....	14
Self-Rpt Family Behavior Patterns *.....	15
Inmate Diagnostic Behavior Problem *.....	16
Physical Profile (General Condition)....	17
Security Status.....	18
Number Of Sentences.....	19
Number Of Disciplinarys.....	20
Number Of Escapes.....	21
Number Of Prior Georgia Incarcerations *	22
Number Of Transfers.....	23
County Of Conviction.....	24
Circ Of Conviction.....	25
Home County.....	26
Prison Sentence In Years.....	27
Probation To Follow Prison.....	28
Admission Type.....	29
Release Type.....	30
Inst By Group.....	31
Institution.....	32
Misdemeanors And Felonies.....	33
Crimes By Group.....	34
Most Serious Offense.....	35
Most Serious Crime Type.....	36

Inmate statistical profile

Sample: ACTIVE JUVENILE PRISONERS EXCLUDING JAILS  
Active inmates 06/18/2002

Requestor: Statistics

RACE AND SEX by current age & sex

RACE AND SEX	Age		M E N				Men		W O M E N				Women	Grand								
	13-14	%	15-15	%	16-16	%	17-17	%	Total	%	13-14	%	15-15	%	16-16	%	17-17	%	Total	%		
WHITE MALE	0	0	1	100	4	27	6	18	11	22	0	0	0	0	0	0	0	0	0	0	11	22
NON WHITE MALE	0	0	0	0	11	73	28	82	39	78	0	0	0	0	0	0	0	0	0	0	39	76
WHITE FEMALE	0	0	0	0	0	0	0	0	0	0	0	0	0	0	1	100	0	0	0	0	1	2
NON WHITE FEMALE	0	0	0	0	0	0	0	0	0	0	0	0	0	0	0	0	0	0	0	0	0	0
Total reported	0	0	1	100	15	100	34	100	50	100	0	0	0	0	1	100	0	0	1	100	51	100
Percent reported		.0		100.0		100.0		100.0		100.0		.0		.0		100.0		.0		100.0		100.0
NOT REPORTED	0		0		0		0		0		0		0		0		0		0		0	
Total	0		1		15		34		50		0		0		1		0		1		51	
AVERAGE AGE		.00		15.00		16.00		17.00		16.66		.00		.00		16.00		.00		16.00		16.65



Inmate statistical profile

Sample: ACTIVE JUVENILE PRISONERS EXCLUDING JAILS  
Active inmates 06/18/2002

Requestor: Statistics

Culture Fair IQ Scores by current age & sex

IQ Score	Age		M E N				Men		W O M E N				Women	Grand					
	13-14	%	Age	%	Age	%	Age	%	Age	%	Age	%	Total	%	Total	%			
LESS THAN 70	0	0	0	0	0	0	1	3	1	2	0	0	0	0	0	0	1	2	
70 AND UP	0	0	1	100	14	100	32	97	47	98	0	0	0	0	0	0	47	98	
Total reported	0	0	1	100	14	100	33	100	48	100	0	0	0	0	0	0	48	100	
Percent reported		.0		100.0		93.3		97.1		96.0		.0		.0		.0		94.1	
NOT REPORTED	0		0		1		1		2		0		0		1		3		
Total	0		1		15		34		50		0		0		1		51		
AVERAGE IQ	.00		89.00		95.14		92.91		93.48		.00		.00		.00		.00		93.48

Inmate statistical profile

Sample: ACTIVE JUVENILE PRISONERS EXCLUDING JAILS  
Active inmates 06/18/2002

Requestor: Statistics

Self-Rpt Socioeconomic Class by current age & sex

Socioeconomic Class	Age		M E N				Men		W O M E N				Women	Grand								
	13-14	%	15-15	%	16-16	%	17-17	%	Total	%	13-14	%	15-15	%	16-16	%	17-17	%	Total	%		
WELFARE	0	0	0	0	3	20	7	21	10	20	0	0	0	0	0	0	0	0	0	0	10	20
OCC EMPLOY	0	0	0	0	0	0	0	0	0	0	0	0	0	0	0	0	0	0	0	0	0	0
MINIMUM STD	0	0	0	0	6	40	12	35	18	36	0	0	0	0	0	0	0	0	0	0	18	35
MIDDLE	0	0	1	100	6	40	15	44	22	44	0	0	0	0	1	100	0	0	1	100	23	45
OTHER	0	0	0	0	0	0	0	0	0	0	0	0	0	0	0	0	0	0	0	0	0	0
Total reported	0	0	1	100	15	100	34	100	50	100	0	0	0	0	1	100	0	0	1	100	51	100
Percent reported		.0		100.0		100.0		100.0		100.0		.0		.0		100.0		.0		100.0		100.0
NOT RPTD	0		0		0		0		0		0		0		0		0		0		0	
Total	0		1		15		34		50		0		0		1		0		1		51	

Inmate statistical profile

Sample: ACTIVE JUVENILE PRISONERS EXCLUDING JAILS  
Active inmates 06/18/2002

Requestor: Statistics

Self-Rpt Environment To Age 16 by current age & sex

Environment	Age		M E N				Age		W O M E N				Women		Grand						
	13-14	%	15-15	%	16-16	%	17-17	%	13-14	%	15-15	%	16-16	%	17-17	%	Total	%			
RURAL/FARM	0	0	0	0	0	0	1	3	0	0	0	0	0	0	0	0	0	0	1	2	
RURAL/NFARM	0	0	0	0	0	0	0	0	0	0	0	0	0	0	0	0	0	0	0	0	
S.M.S.A	0	0	1	100	6	40	14	41	21	42	0	0	0	0	0	0	0	0	21	41	
URBAN	0	0	0	0	3	20	10	29	13	26	0	0	0	0	0	0	0	0	13	25	
SMALL TOWN	0	0	0	0	6	40	9	26	15	30	0	0	0	0	1	100	0	0	16	31	
OTHER	0	0	0	0	0	0	0	0	0	0	0	0	0	0	0	0	0	0	0	0	
Total reported	0	0	1	100	15	100	34	100	50	100	0	0	0	0	1	100	0	0	1	100	
Percent reported		.0		100.0		100.0		100.0		100.0		.0		.0		100.0		.0		100.0	
NOT RPTD	0		0		0		0		0		0		0		0		0		0		
Total	0		1		15		34		50		0		0		1		0		1		51

Inmate statistical profile

Sample: ACTIVE JUVENILE PRISONERS EXCLUDING JAILS  
Active inmates 06/18/2002

Requestor: Statistics

Self-Rpt Education Level by current age & sex

Education Level	M E N						W O M E N						Grand Total %
	Age 13-14 %	Age 15-15 %	Age 16-16 %	Age 17-17 %	Men Total %	Age 13-14 %	Age 15-15 %	Age 16-16 %	Age 17-17 %	Women Total %			
LESS THAN GRADE 7	0 0	0 0	0 0	1 3	1 2	0 0	0 0	0 0	0 0	0 0	1 2		
GRADE 7	0 0	0 0	2 13	3 9	5 10	0 0	0 0	0 0	0 0	0 0	5 10		
GRADE 8	0 0	0 0	5 33	5 16	10 21	0 0	0 0	0 0	0 0	0 0	10 20		
GRADE 9	0 0	1 100	7 47	13 41	21 44	0 0	0 0	1 100	0 0	1 100	22 45		
GRADE 10	0 0	0 0	1 7	8 25	9 19	0 0	0 0	0 0	0 0	0 0	9 18		
GRADE 11	0 0	0 0	0 0	1 3	1 2	0 0	0 0	0 0	0 0	0 0	1 2		
GRADE 12	0 0	0 0	0 0	1 3	1 2	0 0	0 0	0 0	0 0	0 0	1 2		
MORE THAN GRADE 12	0 0	0 0	0 0	0 0	0 0	0 0	0 0	0 0	0 0	0 0	0 0		
Total reported	0 0	1 100	15 100	32 100	48 100	0 0	0 0	1 100	0 0	1 100	49 100		
Percent reported	.0	100.0	100.0	94.1	96.0	.0	.0	100.0	.0	100.0	96.1		
NOT REPORTED	0	0	0	2	2	0	0	0	0	0	2		
Total	0	1	15	34	50	0	0	1	0	1	51		
AVG EDUCATION LEVEL	.00	9.00	8.47	8.97	8.81	.00	.00	9.00	.00	9.00	8.82		

\* NOTE: THE FIELD LABLED "LESS THAN GRADE 7" WAS CORRECTED IN MARCH 1989: MISSING DATA FOR INMATES STILL IN DIAGNOSTICS NOW HAS BEEN REMOVED FROM THIS FIELD AND IDENTIFIED AS "NOT REPORTED" INFORMATION.





Inmate statistical profile

Sample: ACTIVE JUVENILE PRISONERS EXCLUDING JAILS  
Active inmates 06/18/2002

Requestor: Statistics

Functional Spelling Level (WRAT Scores) by current age & sex

WRAT Spelling Score	M E N						W O M E N						Grand Total	%
	Age 13-14	Age 15-15	Age 16-16	Age 17-17	Men Total	Men %	Age 13-14	Age 15-15	Age 16-16	Age 17-17	Women Total	Women %		
LESS THAN GRADE 6	0	0	1	7	25	0	0	0	0	0	0	0	25	52
6TH THRU 8TH GRADE	0	0	0	5	17	0	0	0	0	0	0	0	17	35
GRADE 9	0	0	0	2	3	0	0	0	0	0	0	0	3	6
GRADE 10	0	0	0	0	2	0	0	0	0	0	0	0	2	4
GRADE 11	0	0	0	0	0	0	0	0	0	0	0	0	0	0
GRADE 12	0	0	0	0	1	0	0	0	0	0	0	0	1	2
MORE THAN GRADE 12	0	0	0	0	0	0	0	0	0	0	0	0	0	0
Total reported	0	0	1	14	48	0	0	0	0	0	0	0	48	100
Percent reported		.0	100.0	93.3	97.1	96.0	.0	.0	.0	.0	.0	.0	94.1	
NOT REPORTED	0	0	1	1	2	0	0	0	1	0	1	0	3	
Total	0	1	15	34	50	0	0	0	1	0	1	0	51	
AVG SPELLING SCORE	.00	1.80	5.87	5.84	5.76	.00	.00	.00	.00	.00	.00	.00	5.76	

Inmate statistical profile

Sample: ACTIVE JUVENILE PRISONERS EXCLUDING JAILS  
Active inmates 06/18/2002

Requestor: Statistics

Self-Rpt Guardian Status To Age 16 by current age & sex

Guardian Status	M E N						W O M E N						Grand Total %
	Age 13-14 %	Age 15-15 %	Age 16-16 %	Age 17-17 %	Men Total %	Age 13-14 %	Age 15-15 %	Age 16-16 %	Age 17-17 %	Women Total %			
ORPHANAGE	0 0	0 0	0 0	0 0	0 0	0 0	0 0	0 0	0 0	0 0	0 0	0 0	0 0
FATHER ONLY	0 0	0 0	0 0	3 9	3 6	0 0	0 0	0 0	0 0	0 0	0 0	0 0	3 6
FTR MTR HD	0 0	0 0	3 20	3 9	6 12	0 0	0 0	0 0	1 100	0 0	1 100	0 0	7 14
MOTHER ONLY	0 0	0 0	6 40	15 44	21 42	0 0	0 0	0 0	0 0	0 0	0 0	0 0	21 41
MTR FTR HD	0 0	1 100	4 27	5 15	10 20	0 0	0 0	0 0	0 0	0 0	0 0	0 0	10 20
OTH FEMALE	0 0	0 0	0 0	0 0	0 0	0 0	0 0	0 0	0 0	0 0	0 0	0 0	0 0
OTH MALE	0 0	0 0	0 0	0 0	0 0	0 0	0 0	0 0	0 0	0 0	0 0	0 0	0 0
STEP-PARNTS	0 0	0 0	0 0	1 3	1 2	0 0	0 0	0 0	0 0	0 0	0 0	0 0	1 2
FOSTER HOME	0 0	0 0	0 0	1 3	1 2	0 0	0 0	0 0	0 0	0 0	0 0	0 0	1 2
GRAND PRNTS	0 0	0 0	2 13	5 15	7 14	0 0	0 0	0 0	0 0	0 0	0 0	0 0	7 14
OTHER	0 0	0 0	0 0	1 3	1 2	0 0	0 0	0 0	0 0	0 0	0 0	0 0	1 2
Total reported	0 0	1 100	15 100	34 100	50 100	0 0	0 0	1 100	0 0	1 100	0 0	1 100	51 100
Percent reported	.0	100.0	100.0	100.0	100.0	.0	.0	100.0	.0	100.0	.0	100.0	100.0
NOT RPTD	0	0	0	0	0	0	0	0	0	0	0	0	0
Total	0	1	15	34	50	0	0	1	0	1	0	1	51



Inmate statistical profile

Sample: ACTIVE JUVENILE PRISONERS EXCLUDING JAILS  
Active inmates 06/18/2002

Requestor: Statistics

Self-Rpt Employment Status Before Prison by current age & sex

Employment	M E N						W O M E N						Grand Total	%			
	Age 13-14	Age % 15-15	Age % 16-16	Age % 17-17	Men % Total	Men %	Age 13-14	Age % 15-15	Age % 16-16	Age % 17-17	Women % Total	Women %					
FULL TIME	0	0	0	0	3	9	3	6	0	0	0	0	0	0	0	3	6
PART TIME	0	0	0	0	1	7	7	21	0	0	0	0	0	0	0	8	16
UNEMPL < 6M	0	0	0	0	0	0	0	0	0	0	0	0	0	0	0	0	0
UNEMPL > 6M	0	0	0	0	0	0	0	0	0	0	0	0	0	0	0	0	0
NEVER WORKD	0	0	1	100	7	47	12	35	0	0	0	0	0	0	0	20	39
STUDENT	0	0	0	0	7	47	12	35	0	0	0	0	1	100	1	100	39
INCAPABLE	0	0	0	0	0	0	0	0	0	0	0	0	0	0	0	0	0
OTHER	0	0	0	0	0	0	0	0	0	0	0	0	0	0	0	0	0
Total reported	0	0	1	100	15	100	34	100	0	0	0	0	1	100	0	1	100
Percent reported		.0		100.0		100.0		100.0		100.0		.0		100.0		100.0	
NOT RPTD	0		0		0		0		0		0		0		0		0
Total	0		1		15		34		50		0		1		0		51

\* NOTE: THE FIELD LABELD "OTHER" WAS CORRECTED IN APRIL 1989; INMATES CODED "PRE-OTIS NOT REPORTED" NOW HAVE BEEN REMOVED FROM THIS FIELD AND IDENTIFIED AS "NOT REPORTED".

Inmate statistical profile

Sample: ACTIVE JUVENILE PRISONERS EXCLUDING JAILS  
Active inmates 06/18/2002

Requestor: Statistics

Self-Rpt Marital Status At Admission by current age & sex

Marital Status	Age		M E N				Age		W O M E N				Women		Grand							
	13-14	%	15-15	%	16-16	%	17-17	%	Total	%	13-14	%	15-15	%	16-16	%	17-17	%	Total	%		
SINGLE	0	0	1	100	15	100	32	100	48	100	0	0	0	0	1	100	0	0	1	100	49	100
MARRIED	0	0	0	0	0	0	0	0	0	0	0	0	0	0	0	0	0	0	0	0	0	0
SEPARATED	0	0	0	0	0	0	0	0	0	0	0	0	0	0	0	0	0	0	0	0	0	0
DIVORCED	0	0	0	0	0	0	0	0	0	0	0	0	0	0	0	0	0	0	0	0	0	0
WIDOWED	0	0	0	0	0	0	0	0	0	0	0	0	0	0	0	0	0	0	0	0	0	0
COMMON LAW	0	0	0	0	0	0	0	0	0	0	0	0	0	0	0	0	0	0	0	0	0	0
OTHER	0	0	0	0	0	0	0	0	0	0	0	0	0	0	0	0	0	0	0	0	0	0
Total reported	0	0	1	100	15	100	32	100	48	100	0	0	0	0	1	100	0	0	1	100	49	100
Percent reported		.0		100.0		100.0		94.1		96.0		.0		.0	100.0		.0		100.0		96.1	
NOT RPTD	0		0		0		2		2		0		0		0		0		0		2	
Total	0		1		15		34		50		0		0		1		0		1		51	

Inmate statistical profile

Sample: ACTIVE JUVENILE PRISONERS EXCLUDING JAILS  
Active inmates 06/18/2002

Requestor: Statistics

Self-Rpt Number Of Children At Admission by current age & sex

Number Of Children	M E N						W O M E N						Grand Total %	
	Age 13-14 %	Age 15-15 %	Age 16-16 %	Age 17-17 %	Men %	Total %	Age 13-14 %	Age 15-15 %	Age 16-16 %	Age 17-17 %	Women %	Total %		
NO CHILDREN	0	0	0	0	0	0	0	0	0	0	0	0	0	0
ONE CHILD	0	0	0	0	2	100	2	100	0	0	0	0	0	0
TWO CHILDREN	0	0	0	0	0	0	0	0	0	0	0	0	0	0
THREE CHILDREN	0	0	0	0	0	0	0	0	0	0	0	0	0	0
FOUR CHILDREN	0	0	0	0	0	0	0	0	0	0	0	0	0	0
FIVE CHILDREN	0	0	0	0	0	0	0	0	0	0	0	0	0	0
MORE THAN 5 CHILDREN	0	0	0	0	0	0	0	0	0	0	0	0	0	0
Total reported	0	0	0	0	2	100	2	100	0	0	0	0	0	0
Percent reported		.0		.0		5.9		4.0		.0		.0		.0
NOT REPORTED	0		1		15		32		48		0		0	
Total	0		1		15		34		50		0		0	
AVG NUM CHILDREN	.00		.00		.00		1.00		1.00		.00		.00	

\* NOTE: THE FIELD LABELED "NO CHILDREN" WAS CORRECTED IN MARCH 1989: MISSING DATA FOR INMATES STILL IN DIAGNOSTICS NOW HAS BEEN REMOVED FROM THIS FIELD AND IDENTIFIED AS "NOT REPORTED" INFORMATION.

Inmate statistical profile

Sample: ACTIVE JUVENILE PRISONERS EXCLUDING JAILS  
Active inmates 06/18/2002

Requestor: Statistics

Self-Rpt Religious Affiliation by current age & sex

Religion	M E N						W O M E N						Grand Total %
	Age 13-14 %	Age 15-15 %	Age 16-16 %	Age 17-17 %	Men Total %	Age 13-14 %	Age 15-15 %	Age 16-16 %	Age 17-17 %	Women Total %			
ISLAM	0 0	0 0	0 0	0 0	0 0	0 0	0 0	0 0	0 0	0 0	0 0	0 0	0 0
CATHOLIC	0 0	1 100	1 7	2 6	4 8	0 0	0 0	0 0	0 0	0 0	0 0	0 0	4 8
BAPTIST	0 0	0 0	5 33	23 68	28 56	0 0	0 0	0 0	1 100	0 0	1 100	29 57	
METHODIST	0 0	0 0	0 0	0 0	0 0	0 0	0 0	0 0	0 0	0 0	0 0	0 0	0 0
EPISCOPLN	0 0	0 0	0 0	0 0	0 0	0 0	0 0	0 0	0 0	0 0	0 0	0 0	0 0
PRESBYTRN	0 0	0 0	1 7	0 0	1 2	0 0	0 0	0 0	0 0	0 0	0 0	0 0	1 2
CHC OF GOD	0 0	0 0	0 0	2 6	2 4	0 0	0 0	0 0	0 0	0 0	0 0	0 0	2 4
HOLINESS	0 0	0 0	0 0	1 3	1 2	0 0	0 0	0 0	0 0	0 0	0 0	0 0	1 2
JEWISH	0 0	0 0	0 0	0 0	0 0	0 0	0 0	0 0	0 0	0 0	0 0	0 0	0 0
ANGLICAN	0 0	0 0	0 0	0 0	0 0	0 0	0 0	0 0	0 0	0 0	0 0	0 0	0 0
GRK ORTHDX	0 0	0 0	0 0	0 0	0 0	0 0	0 0	0 0	0 0	0 0	0 0	0 0	0 0
HINDU	0 0	0 0	0 0	0 0	0 0	0 0	0 0	0 0	0 0	0 0	0 0	0 0	0 0
BUDDHIST	0 0	0 0	1 7	1 3	2 4	0 0	0 0	0 0	0 0	0 0	0 0	0 0	2 4
TAOIST	0 0	0 0	0 0	0 0	0 0	0 0	0 0	0 0	0 0	0 0	0 0	0 0	0 0
SHINTOIST	0 0	0 0	0 0	0 0	0 0	0 0	0 0	0 0	0 0	0 0	0 0	0 0	0 0
SEVEN D AD	0 0	0 0	0 0	0 0	0 0	0 0	0 0	0 0	0 0	0 0	0 0	0 0	0 0
JEHOVAH WT	0 0	0 0	1 7	0 0	1 2	0 0	0 0	0 0	0 0	0 0	0 0	0 0	1 2
LATR DAY S	0 0	0 0	0 0	0 0	0 0	0 0	0 0	0 0	0 0	0 0	0 0	0 0	0 0
QUAKER	0 0	0 0	0 0	0 0	0 0	0 0	0 0	0 0	0 0	0 0	0 0	0 0	0 0
OTHER PROD	0 0	0 0	0 0	0 0	0 0	0 0	0 0	0 0	0 0	0 0	0 0	0 0	0 0
NONE	0 0	0 0	5 33	4 12	9 18	0 0	0 0	0 0	0 0	0 0	0 0	0 0	9 18
OTHER	0 0	0 0	1 7	1 3	2 4	0 0	0 0	0 0	0 0	0 0	0 0	0 0	2 4
Total reported	0 0	1 100	15 100	34 100	50 100	0 0	0 0	1 100	0 0	1 100	51 100		
Percent reported	.0	100.0	100.0	100.0	100.0	.0	.0	100.0	.0	100.0	100.0		
NOT RPTD	0	0	0	0	0	0	0	0	0	0	0		0
Total	0	1	15	34	50	0	0	1	0	1	51		

Inmate statistical profile

Sample: ACTIVE JUVENILE PRISONERS EXCLUDING JAILS  
Active inmates 06/18/2002

Requestor: Statistics

Self-Rpt Family Behavior Patterns \* by current age & sex

Family Behavior	M E N								W O M E N								Grand						
	Age		Age		Age		Age		Men		Age		Age		Age		Women		Total	%			
	13-14	%	15-15	%	16-16	%	17-17	%	Total	%	13-14	%	15-15	%	16-16	%	17-17	%	Total	%			
CRIMINLTY	0	0	0	0	5	26	12	24	17	25	0	0	0	0	1	33	0	0	1	33	18	25	
ALCOHOLISM	0	0	0	0	4	21	5	10	9	13	0	0	0	0	0	0	0	0	0	0	9	13	
DRUG ABUSE	0	0	0	0	1	5	4	8	5	7	0	0	0	0	1	33	0	0	1	33	6	8	
DOMINERIN	0	0	0	0	0	0	0	0	0	0	0	0	0	0	0	0	0	0	0	0	0	0	
MIGRANT	0	0	0	0	0	0	0	0	0	0	0	0	0	0	0	0	0	0	0	0	0	0	
INFL BTGS	0	0	0	0	0	0	0	0	0	0	0	0	0	0	0	0	0	0	0	0	0	0	
PERMISSIVE	0	0	0	0	0	0	0	0	0	0	0	0	0	1	33	0	0	0	0	1	33	1	1
FATH ABSNT	0	0	0	0	9	47	19	38	28	41	0	0	0	0	0	0	0	0	0	0	28	39	
MOTH ABSNT	0	0	0	0	0	0	9	18	9	13	0	0	0	0	0	0	0	0	0	0	9	13	
NONE	0	0	0	0	0	0	1	2	1	1	0	0	0	0	0	0	0	0	0	0	1	1	
Total reported	0	0	0	0	19	100	50	100	69	100	0	0	0	0	3	100	0	0	3	100	72	100	
Percent reported		.0		.0	66.7		85.3		78.0		.0		.0	100.0		.0		100.0		78.4			
OTHER	0		1		5		5		11		0		0		0		0		0		11		
Total	0		1		15		34		50		0		0		1		0		1		51		

\* NOTE: SINCE THERE CAN BE UP TO FIVE BEHAVIOR CODES PER INMATE, THE NUMBER OF CASES REPORTED IN THE DETAIL LINES AND THE TOTAL REPORTED LINE MAY EXCEED THE TOTAL NUMBER OF CASES. IN SHORT, THIS TABLE COUNTS THE NUMBER OF BEHAVIOR PROBLEMS, NOT INMATES.

Inmate statistical profile

Sample: ACTIVE JUVENILE PRISONERS EXCLUDING JAILS  
Active inmates 06/18/2002

Requestor: Statistics

Inmate Diagnostic Behavior Problem \* by current age & sex

Diagnostic Problem	M E N						W O M E N						Grand Total	%				
	Age 13-14	Age %	Age 15-15	Age %	Age 16-16	Age %	Age 17-17	Age %	Age 13-14	Age %	Age 15-15	Age %			Age 16-16	Age %	Age 17-17	Age %
ALCOHOLIC	0	0	0	0	0	0	0	0	0	0	0	0	0	0	0	0	0	0
ALCOH ABSE	0	0	0	0	6	21	18	24	24	23	0	0	0	0	0	0	0	0
DRUG EXP	0	0	0	0	0	0	1	1	1	1	0	0	0	0	0	0	0	1
DRUG ABSE	0	0	0	0	9	31	23	31	32	31	0	0	1	50	0	0	1	50
NARC ADDCT	0	0	0	0	0	0	0	0	0	0	0	0	0	0	0	0	0	0
EPILEPTIC	0	0	0	0	0	0	0	0	0	0	0	0	0	0	0	0	0	0
MANIPULTVE	0	0	0	0	0	0	0	0	0	0	0	0	0	0	0	0	0	0
ASSAULTIVE	0	0	1	100	12	41	27	36	40	38	0	0	1	50	0	0	1	50
ESCAPE TEND	0	0	0	0	0	0	1	1	1	1	0	0	0	0	0	0	0	0
SUICIDAL	0	0	0	0	0	0	2	3	2	2	0	0	0	0	0	0	0	0
WITHDRAWN	0	0	0	0	1	3	0	0	1	1	0	0	0	0	0	0	0	0
PR RLTY CT	0	0	0	0	0	0	0	0	0	0	0	0	0	0	0	0	0	0
HOMOSEXUAL	0	0	0	0	0	0	0	0	0	0	0	0	0	0	0	0	0	0
NONE	0	0	0	0	0	0	0	0	0	0	0	0	0	0	0	0	0	0
OTHER	0	0	0	0	0	0	0	0	0	0	0	0	0	0	0	0	0	0
NOT RPTD	0	0	0	0	1	3	2	3	3	3	0	0	0	0	0	0	0	0
Total reported	0	0	1	100	29	100	74	100	104	100	0	0	2	100	0	0	2	100
Percent reported		.0		100.0		100.0		100.0		100.0		.0		.0		100.0		100.0
UNKNOWN	0		0		0		0		0		0		0		0		0	
Total	0		1		15		34		50		0		1		0		1	

\* NOTE: SINCE THERE CAN BE UP TO FIVE BEHAVIOR CODES PER INMATE, THE NUMBER OF CASES REPORTED IN THE DETAIL LINES AND THE TOTAL REPORTED LINE MAY EXCEED THE TOTAL NUMBER OF CASES. IN SHORT, THIS TABLE COUNTS THE NUMBER OF BEHAVIOR PROBLEMS, NOT INMATES.

Inmate statistical profile

Sample: ACTIVE JUVENILE PRISONERS EXCLUDING JAILS  
Active inmates 06/18/2002

Requestor: Statistics

Physical Profile (General Condition) by current age & sex

Physical Profile	M E N					W O M E N					Grand Total	%										
	Age 13-14	Age % 15-15	Age % 16-16	Age % 17-17	Men % Total	Age 13-14	Age % 15-15	Age % 16-16	Age % 17-17	Women % Total												
NO LIMITATION	0	0	1	100	15	100	32	94	48	96	0	0	0	0	1	100	0	0	1	100	49	96
DEFECT NO MAJOR LIMIT	0	0	0	0	0	0	2	6	2	4	0	0	0	0	0	0	0	0	0	0	2	4
DEFECT MAJOR LIMIT	0	0	0	0	0	0	0	0	0	0	0	0	0	0	0	0	0	0	0	0	0	0
VERY MAJOR DEFECT	0	0	0	0	0	0	0	0	0	0	0	0	0	0	0	0	0	0	0	0	0	0
Total reported	0	0	1	100	15	100	34	100	50	100	0	0	0	0	1	100	0	0	1	100	51	100
Percent reported		.0		100.0		100.0		100.0		100.0		.0		.0		100.0		.0		100.0		100.0
NOT REPORTED	0		0		0		0		0		0		0		0		0		0		0	
Total	0		1		15		34		50		0		0		1		0		1		51	

Inmate statistical profile

Sample: ACTIVE JUVENILE PRISONERS EXCLUDING JAILS  
Active inmates 06/18/2002

Requestor: Statistics

Security Status by current age & sex

Security	M E N						W O M E N						Grand									
	Age 13-14	%	Age 15-15	%	Age 16-16	%	Age 17-17	%	Men Total	%	Age 13-14	%	Age 15-15	%	Age 16-16	%	Age 17-17	%	Women Total	%	Grand Total	%
DIAG INCOM	0	0	0	0	0	0	0	0	0	0	0	0	0	0	0	0	0	0	0	0	0	0
WRK RELEAS	0	0	0	0	0	0	0	0	0	0	0	0	0	0	0	0	0	0	0	0	0	0
TRUSTY	0	0	0	0	0	0	0	0	0	0	0	0	0	0	0	0	0	0	0	0	0	0
MINIMUM	0	0	0	0	0	0	0	0	0	0	0	0	0	0	0	0	0	0	0	0	0	0
MEDIUM	0	0	0	0	1	7	9	26	10	20	0	0	0	0	0	0	0	0	0	0	10	20
CLOSE	0	0	1	100	11	73	21	62	33	66	0	0	0	0	1	100	0	0	1	100	34	67
MAXIMUM	0	0	0	0	1	7	3	9	4	8	0	0	0	0	0	0	0	0	0	0	4	8
DIAGNOSTIC	0	0	0	0	2	13	1	3	3	6	0	0	0	0	0	0	0	0	0	0	3	6
Total reported	0	0	1	100	15	100	34	100	50	100	0	0	0	0	1	100	0	0	1	100	51	100
Percent reported		.0		100.0		100.0		100.0		100.0		.0		.0		100.0		.0		100.0		100.0
NOT RPTD	0		0		0		0		0		0		0		0		0		0		0	
Total	0		1		15		34		50		0		0		1		0		1		51	

\* NOTE: BEGINNING IN JULY 1987, THE FACILITIES  
DIVISION NO LONGER CODED INMATES AS BEING WORK RELEASE



Inmate statistical profile

Sample: ACTIVE JUVENILE PRISONERS EXCLUDING JAILS  
Active inmates 06/18/2002

Requestor: Statistics

Number Of Sentences by current age & sex

Number Of Sentences	M E N				W O M E N				Grand Total	%						
	Age 13-14	Age % 15-15	Age % 16-16	Age % 17-17	Men % Total	Age 13-14	Age % 15-15	Age % 16-16			Age % 17-17	Women % Total				
ONE	0	0	9	60	16	47	25	50	0	0	0	0	0	0	25	49
TWO	0	0	5	33	7	21	12	24	0	0	0	1	100	0	1	25
THREE	0	0	1	7	5	15	6	12	0	0	0	0	0	0	6	12
FOUR	0	0	0	0	2	6	2	4	0	0	0	0	0	0	2	4
FIVE	0	0	1	100	0	0	2	4	0	0	0	0	0	0	2	4
MORE THAN FIVE	0	0	0	0	3	9	3	6	0	0	0	0	0	0	3	6
Total reported	0	0	15	100	34	100	50	100	0	0	1	100	0	1	100	100
Percent reported		.0	100.0	100.0	100.0	100.0	100.0	100.0		.0	100.0	100.0		100.0	100.0	100.0
NOT REPORTED	0		0		0		0		0		0		0		0	
Total	0		1		15		34		50		0		0		1	
AVG NUM SENTENCES	.00		5.00		1.47		2.24		2.06		.00		.00		2.00	





Inmate statistical profile

Sample: ACTIVE JUVENILE PRISONERS EXCLUDING JAILS  
Active inmates 06/18/2002

Requestor: Statistics

Number Of Prior Georgia Incarcerations \* by current age & sex

Prior Incarcerations	M E N						W O M E N						Grand Total %
	Age 13-14 %	Age 15-15 %	Age 16-16 %	Age 17-17 %	Men Total %	Age 13-14 %	Age 15-15 %	Age 16-16 %	Age 17-17 %	Women Total %			
ZERO	0 0	1 100	15 100	34 100	50 100	0 0	0 0	1 100	0 0	1 100	51 100		
ONE	0 0	0 0	0 0	0 0	0 0	0 0	0 0	0 0	0 0	0 0	0 0		
TWO	0 0	0 0	0 0	0 0	0 0	0 0	0 0	0 0	0 0	0 0	0 0		
THREE	0 0	0 0	0 0	0 0	0 0	0 0	0 0	0 0	0 0	0 0	0 0		
FOUR	0 0	0 0	0 0	0 0	0 0	0 0	0 0	0 0	0 0	0 0	0 0		
FIVE	0 0	0 0	0 0	0 0	0 0	0 0	0 0	0 0	0 0	0 0	0 0		
MORE THAN FIVE	0 0	0 0	0 0	0 0	0 0	0 0	0 0	0 0	0 0	0 0	0 0		
Total reported	0 0	1 100	15 100	34 100	50 100	0 0	0 0	1 100	0 0	1 100	51 100		
Percent reported	.0	100.0	100.0	100.0	100.0	.0	.0	100.0	.0	100.0	100.0		
NOT REPORTED	0	0	0	0	0	0	0	0	0	0	0		
Total	0	1	15	34	50	0	0	1	0	1	51		
AVG # INCARCERATIONS	.00	.00	.00	.00	.00	.00	.00	.00	.00	.00	.00		

\* This data counts a parole revocation on an existing sentence AS A prior incarceration. Also, this data counts, for any cohort of inmates, the total number of Georgia incarcerations the inmate has had during his entire criminal career. For example, if an inmate was admitted to prison first in FY72, and then re-admitted in FY79 and FY85, he had two prior incarcerations before the FY85 admission. This inmate's records show two prior incarcerations in all three of his records since he has had two prior incarcerations in his criminal career. If the cohort of FY72 admissions is selected for analysis, two prior incarcerations will be listed for this inmate even though in FY72, he had no prior incarcerations.

Inmate statistical profile

Sample: ACTIVE JUVENILE PRISONERS EXCLUDING JAILS  
Active inmates 06/18/2002

Requestor: Statistics

Number Of Transfers by current age & sex

Transfers	M E N						W O M E N						Grand Total %									
	Age 13-14	%	Age 15-15	%	Age 16-16	%	Age 17-17	%	Men Total	%	Age 13-14	%		Age 15-15	%	Age 16-16	%	Age 17-17	%	Women Total	%	
ZERO	0	0	1	100	15	100	34	100	50	100	0	0	0	0	0	0	0	0	0	0	50	98
ONE	0	0	0	0	0	0	0	0	0	0	0	0	0	0	1	100	0	0	1	100	1	2
TWO	0	0	0	0	0	0	0	0	0	0	0	0	0	0	0	0	0	0	0	0	0	0
THREE	0	0	0	0	0	0	0	0	0	0	0	0	0	0	0	0	0	0	0	0	0	0
FOUR	0	0	0	0	0	0	0	0	0	0	0	0	0	0	0	0	0	0	0	0	0	0
FIVE	0	0	0	0	0	0	0	0	0	0	0	0	0	0	0	0	0	0	0	0	0	0
MORE THAN FIVE	0	0	0	0	0	0	0	0	0	0	0	0	0	0	0	0	0	0	0	0	0	0
Total reported	0	0	1	100	15	100	34	100	50	100	0	0	0	0	1	100	0	0	1	100	51	100
Percent reported		.0		100.0		100.0		100.0		100.0		.0		.0		100.0		.0		100.0		100.0
NOT REPORTED	0		0		0		0		0		0		0		0		0		0		0	
Total	0		1		15		34		50		0		0		1		0		1		51	
AVG NUM TRANSFERS	.00		.00		.00		.00		.00		.00		.00		1.00		.00		1.00		.02	

Inmate statistical profile

Sample: ACTIVE JUVENILE PRISONERS EXCLUDING JAILS  
Active inmates 06/18/2002

Requestor: Statistics

County Of Conviction by current age & sex

County Of Conviction	M E N						W O M E N						Grand Total	%						
	Age 13-14	Age % 15-15	Age % 16-16	Age % 17-17	Men % Total	Age 13-14	Age % 15-15	Age % 16-16	Age % 17-17	Women % Total										
Baldwin	0	0	0	0	2	6	2	4	0	0	0	0	0	0	0	2	4			
Banks	0	0	0	0	1	3	1	2	0	0	0	0	0	0	0	1	2			
Bibb	0	0	0	0	3	9	3	6	0	0	0	0	0	0	0	3	6			
Chatham	0	0	0	0	3	20	4	12	0	0	0	0	0	0	0	7	14			
Clarke	0	0	0	0	1	3	1	2	0	0	0	0	0	0	0	1	2			
Clay	0	0	0	0	1	7	0	0	0	0	0	0	0	0	0	1	2			
Clayton	0	0	0	0	1	7	1	3	2	4	0	0	0	0	0	2	4			
Cobb	0	0	0	0	0	0	1	3	1	2	0	0	0	0	0	1	2			
Decatur	0	0	0	0	1	7	0	0	1	2	0	0	0	0	0	1	2			
DeKalb	0	0	0	0	0	0	3	9	0	0	0	0	1	100	1	100	4	8		
Douglas	0	0	0	0	0	0	1	3	1	2	0	0	0	0	0	1	2			
Floyd	0	0	0	0	1	7	0	0	1	2	0	0	0	0	0	1	2			
Fulton	0	0	0	0	1	7	1	3	2	4	0	0	0	0	0	2	4			
Gordon	0	0	0	0	1	7	0	0	1	2	0	0	0	0	0	1	2			
Greene	0	0	0	0	0	0	1	3	1	2	0	0	0	0	0	1	2			
Gwinnett	0	0	1	100	2	13	2	6	5	10	0	0	0	0	0	5	10			
Jones	0	0	0	0	0	0	1	3	1	2	0	0	0	0	0	1	2			
Monroe	0	0	0	0	1	7	0	0	1	2	0	0	0	0	0	1	2			
Muscogee	0	0	0	0	0	0	1	3	1	2	0	0	0	0	0	1	2			
Oconee	0	0	0	0	0	0	1	3	1	2	0	0	0	0	0	1	2			
Paulding	0	0	0	0	0	0	1	3	1	2	0	0	0	0	0	1	2			
Polk	0	0	0	0	0	0	1	3	1	2	0	0	0	0	0	1	2			
Richmond	0	0	0	0	1	7	3	9	4	8	0	0	0	0	0	4	8			
Taylor	0	0	0	0	0	0	1	3	1	2	0	0	0	0	0	1	2			
Tift	0	0	0	0	0	0	3	9	3	6	0	0	0	0	0	3	6			
Walker	0	0	0	0	0	0	1	3	1	2	0	0	0	0	0	1	2			
Washington	0	0	0	0	1	7	0	0	1	2	0	0	0	0	0	1	2			
Wilkinson	0	0	0	0	1	7	0	0	1	2	0	0	0	0	0	1	2			
Total reported	0	0	1	100	15	100	34	100	50	100	0	0	1	100	0	1	100	51	100	
Percent reported		.0		100.0		100.0		100.0		100.0		.0		.0		100.0		100.0		100.0
Not reported	0		0		0		0		0		0		0		0		0		0	
Total	0		1		15		34		50		0		1		0		1		51	

Inmate statistical profile

Sample: ACTIVE JUVENILE PRISONERS EXCLUDING JAILS  
Active inmates 06/18/2002

Requestor: Statistics

Circ Of Conviction by current age & sex

Circ Of Conviction	Age		M E N				Men		Age		W O M E N				Women		Grand			
	13-14	%	Age	%	Age	%	Age	%	13-14	%	Age	%	Age	%	Total	%	Total	%		
Atlanta	0	0	0	0	1	7	1	3	2	4	0	0	0	0	0	0	0	0	2	4
Augusta	0	0	0	0	1	7	3	9	4	8	0	0	0	0	0	0	0	0	4	8
Chattahoochee	0	0	0	0	0	0	2	6	2	4	0	0	0	0	0	0	0	0	2	4
Cherokee	0	0	0	0	1	7	0	0	1	2	0	0	0	0	0	0	0	0	1	2
Clayton	0	0	0	0	1	7	1	3	2	4	0	0	0	0	0	0	0	0	2	4
Cobb	0	0	0	0	0	0	1	3	1	2	0	0	0	0	0	0	0	0	1	2
Eastern	0	0	0	0	3	20	4	12	7	14	0	0	0	0	0	0	0	0	7	14
Gwinnett	0	0	1	100	2	13	2	6	5	10	0	0	0	0	0	0	0	0	5	10
Lookout Mountain	0	0	0	0	0	0	1	3	1	2	0	0	0	0	0	0	0	0	1	2
Macon	0	0	0	0	0	0	3	9	3	6	0	0	0	0	0	0	0	0	3	6
Middle	0	0	0	0	1	7	0	0	1	2	0	0	0	0	0	0	0	0	1	2
Ocmulgee	0	0	0	0	1	7	4	12	5	10	0	0	0	0	0	0	0	0	5	10
Pataula	0	0	0	0	1	7	0	0	1	2	0	0	0	0	0	0	0	0	1	2
Piedmont	0	0	0	0	0	0	1	3	1	2	0	0	0	0	0	0	0	0	1	2
Rome	0	0	0	0	1	7	0	0	1	2	0	0	0	0	0	0	0	0	1	2
South Georgia	0	0	0	0	1	7	0	0	1	2	0	0	0	0	0	0	0	0	1	2
Stone Mountain	0	0	0	0	0	0	3	9	3	6	0	0	0	0	1	100	0	0	4	8
Tallapoosa	0	0	0	0	0	0	2	6	2	4	0	0	0	0	0	0	0	0	2	4
Tifton	0	0	0	0	0	0	3	9	3	6	0	0	0	0	0	0	0	0	3	6
Western	0	0	0	0	0	0	2	6	2	4	0	0	0	0	0	0	0	0	2	4
Douglas	0	0	0	0	0	0	1	3	1	2	0	0	0	0	0	0	0	0	1	2
Towaliga	0	0	0	0	1	7	0	0	1	2	0	0	0	0	0	0	0	0	1	2
Total reported	0	0	1	100	15	100	34	100	50	100	0	0	0	0	1	100	0	0	51	100
Percent reported		.0		100.0		100.0		100.0		100.0		.0		.0		100.0		.0		100.0
Not reported	0		0		0		0		0		0		0		0		0		0	
Total	0		1		15		34		50		0		0		1		0		51	

Inmate statistical profile

Sample: ACTIVE JUVENILE PRISONERS EXCLUDING JAILS  
Active inmates 06/18/2002

Requestor: Statistics

Home County by current age & sex

Home County	M E N				W O M E N				Grand Total %
	Age 13-14 %	Age 15-15 %	Age 16-16 %	Age 17-17 %	Age 13-14 %	Age 15-15 %	Age 16-16 %	Age 17-17 %	
Baldwin	0	0	0	2	0	0	0	0	2
Berrien	0	0	0	1	0	0	0	0	1
Bibb	0	0	0	3	0	0	0	0	3
Calhoun	0	0	0	1	0	0	0	0	1
Carroll	0	0	0	0	0	0	0	0	0
Catoosa	0	0	0	0	0	0	0	0	0
Chatham	0	0	3	4	0	0	0	0	7
Clarke	0	0	0	1	0	0	0	0	1
Clayton	0	0	0	2	0	0	0	0	2
Cobb	0	0	0	2	0	0	0	0	2
Decatur	0	0	0	0	0	0	0	0	0
DeKalb	0	0	0	1	0	0	0	0	1
Floyd	0	0	0	0	0	0	0	0	0
Fulton	0	0	0	3	0	0	0	0	3
Greene	0	0	0	1	0	0	0	0	1
Gwinnett	0	1	2	1	0	0	0	0	3
Henry	0	0	0	0	0	0	1	0	1
Jones	0	0	0	1	0	0	0	0	1
Muscogee	0	0	0	1	0	0	0	0	1
Paulding	0	0	0	1	0	0	0	0	1
Polk	0	0	0	1	0	0	0	0	1
Richmond	0	0	1	2	0	0	0	0	3
Tift	0	0	0	2	0	0	0	0	2
Walker	0	0	0	1	0	0	0	0	1
Washington	0	0	1	0	0	0	0	0	1
Total reported	0	1	15	30	0	0	1	0	47
Percent reported	.0	100.0	100.0	88.2	.0	.0	100.0	.0	92.2
Not reported	0	0	0	4	0	0	0	0	4
Total	0	1	15	34	0	0	1	0	51



Prison Sentence In Years by current age & sex

Sentence In Years	M E N						W O M E N						Grand										
	Age 13-14	%	Age 15-15	%	Age 16-16	%	Age 17-17	%	Men Total	%	Age 13-14	%	Age 15-15	%	Age 16-16	%	Age 17-17	%	Women Total	%	Total	%	
0-1	0	0	0	0	0	0	0	0	0	0	0	0	0	0	0	0	0	0	0	0	0	0	
1.1-2	0	0	0	0	0	0	1	3	1	2	0	0	0	0	0	0	0	0	0	0	0	1	2
2.1-3	0	0	0	0	0	0	0	0	0	0	0	0	0	0	0	0	0	0	0	0	0	0	0
3.1-4	0	0	0	0	0	0	0	0	0	0	0	0	0	0	0	0	0	0	0	0	0	0	0
4.1-5	0	0	0	0	0	0	0	0	0	0	0	0	0	0	0	0	0	0	0	0	0	0	0
5.1-6	0	0	0	0	0	0	0	0	0	0	0	0	0	0	0	0	0	0	0	0	0	0	0
6.1-7	0	0	0	0	1	7	0	0	1	2	0	0	0	0	0	0	0	0	0	0	0	1	2
7.1-8	0	0	0	0	0	0	0	0	0	0	0	0	0	0	0	0	0	0	0	0	0	0	0
8.1-9	0	0	0	0	0	0	0	0	0	0	0	0	0	0	0	0	0	0	0	0	0	0	0
9.1-10	0	0	0	0	0	0	0	0	0	0	0	0	0	0	0	0	0	0	0	0	0	0	0
10.1-12	0	0	1	100	9	60	14	41	24	48	0	0	0	0	1	100	0	0	1	100	25	49	
12.1-15	0	0	0	0	1	7	6	18	7	14	0	0	0	0	0	0	0	0	0	0	7	14	
15.1-20	0	0	0	0	3	20	2	6	5	10	0	0	0	0	0	0	0	0	0	0	5	10	
20.1-OVER	0	0	0	0	1	7	7	21	8	16	0	0	0	0	0	0	0	0	0	0	8	16	
LIFE	0	0	0	0	0	0	4	12	4	8	0	0	0	0	0	0	0	0	0	0	4	8	
DEATH	0	0	0	0	0	0	0	0	0	0	0	0	0	0	0	0	0	0	0	0	0	0	0
LIFE W/O PAROLE	0	0	0	0	0	0	0	0	0	0	0	0	0	0	0	0	0	0	0	0	0	0	0
YOUTHFUL OFFENDERS	0	0	0	0	0	0	0	0	0	0	0	0	0	0	0	0	0	0	0	0	0	0	0
Total reported	0	0	1	100	15	100	34	100	50	100	0	0	0	0	1	100	0	0	1	100	51	100	
Percent reported		.0		100.0		100.0		100.0		100.0		.0		.0		100.0		.0		100.0		100.0	
NOT REPORTED	0		0		0		0		0		0		0		0		0		0		0		0
Total	0		1		15		34		50		0		0		1		0		1		51		51
AVG EXCLUDING LIFE, DEATH, YO	.00		10.01		11.74		13.98		13.16		.00		.00		10.01		.00		10.01		13.09		13.09
AVG INCLUDING LIFE=21, YO=3 YRS	.00		10.01		11.74		14.80		13.79		.00		.00		10.01		.00		10.01		13.71		13.71

Inmate statistical profile

Sample: ACTIVE JUVENILE PRISONERS EXCLUDING JAILS  
Active inmates 06/18/2002

Requestor: Statistics

Probation To Follow Prison by current age & sex

Prob After Prison	M E N						W O M E N						Grand Total %						
	Age 13-14 %	Age 15-15 %	Age 16-16 %	Age 17-17 %	Men %	Total %	Age 13-14 %	Age 15-15 %	Age 16-16 %	Age 17-17 %	Women %	Total %							
PROBATION TO FOLLOW	0	0	1	100	7	47	10	29	18	36	0	0	0	0	0	0	0	18	35
NO PROBATION	0	0	0	0	8	53	24	71	32	64	0	0	0	0	1	100	0	33	65
Total reported	0	0	1	100	15	100	34	100	50	100	0	0	0	0	1	100	0	51	100
Percent reported		.0		100.0		100.0		100.0		100.0		.0		.0		100.0			100.0
NOT REPORTED	0		0		0		0		0		0		0		0		0		0
Total	0		1		15		34		50		0		0		1		0		51

Inmate statistical profile

Sample: ACTIVE JUVENILE PRISONERS EXCLUDING JAILS  
Active inmates 06/18/2002

Requestor: Statistics

Admission Type by current age & sex

Admission Type	M E N						W O M E N						Grand Total %
	Age 13-14 %	Age 15-15 %	Age 16-16 %	Age 17-17 %	Men Total %	Age 13-14 %	Age 15-15 %	Age 16-16 %	Age 17-17 %	Women Total %			
COMMITTED FROM COURT	0 0	1 100	15 100	34 100	50 100	0 0	0 0	1 100	0 0	1 100	51 100		
RETURN APPEAL/BOND	0 0	0 0	0 0	0 0	0 0	0 0	0 0	0 0	0 0	0 0	0 0		
PAROLE REV/NEW SENT	0 0	0 0	0 0	0 0	0 0	0 0	0 0	0 0	0 0	0 0	0 0		
PAR REV/NO NEW SENT	0 0	0 0	0 0	0 0	0 0	0 0	0 0	0 0	0 0	0 0	0 0		
PROB VIOL/TOTAL REV	0 0	0 0	0 0	0 0	0 0	0 0	0 0	0 0	0 0	0 0	0 0		
PROB VIOL/PARTIAL	0 0	0 0	0 0	0 0	0 0	0 0	0 0	0 0	0 0	0 0	0 0		
ADMIT FM OTHER CUST	0 0	0 0	0 0	0 0	0 0	0 0	0 0	0 0	0 0	0 0	0 0		
SHOCK INCARCERATION	0 0	0 0	0 0	0 0	0 0	0 0	0 0	0 0	0 0	0 0	0 0		
PROB REV/REMAINDER	0 0	0 0	0 0	0 0	0 0	0 0	0 0	0 0	0 0	0 0	0 0		
NEW SENT/PAR REV PND	0 0	0 0	0 0	0 0	0 0	0 0	0 0	0 0	0 0	0 0	0 0		
LIFE W/O PAROLE	0 0	0 0	0 0	0 0	0 0	0 0	0 0	0 0	0 0	0 0	0 0		
PAROLE REV BOOT CAMP	0 0	0 0	0 0	0 0	0 0	0 0	0 0	0 0	0 0	0 0	0 0		
PAR REV/RSN UNKNOWN	0 0	0 0	0 0	0 0	0 0	0 0	0 0	0 0	0 0	0 0	0 0		
PROBATION/PAROLE REV	0 0	0 0	0 0	0 0	0 0	0 0	0 0	0 0	0 0	0 0	0 0		
PB PAROLE RESCINDED	0 0	0 0	0 0	0 0	0 0	0 0	0 0	0 0	0 0	0 0	0 0		
PROB REVOC/SPEC COND	0 0	0 0	0 0	0 0	0 0	0 0	0 0	0 0	0 0	0 0	0 0		
PAR REV/REVOC CENTER	0 0	0 0	0 0	0 0	0 0	0 0	0 0	0 0	0 0	0 0	0 0		
INFORMATION ONLY	0 0	0 0	0 0	0 0	0 0	0 0	0 0	0 0	0 0	0 0	0 0		
INCOMPLETE SENT PKG	0 0	0 0	0 0	0 0	0 0	0 0	0 0	0 0	0 0	0 0	0 0		
HANCOCK REVOC CENTER	0 0	0 0	0 0	0 0	0 0	0 0	0 0	0 0	0 0	0 0	0 0		
WHITWORTH DETENTION	0 0	0 0	0 0	0 0	0 0	0 0	0 0	0 0	0 0	0 0	0 0		
DCYS AT RISK	0 0	0 0	0 0	0 0	0 0	0 0	0 0	0 0	0 0	0 0	0 0		
OTHER	0 0	0 0	0 0	0 0	0 0	0 0	0 0	0 0	0 0	0 0	0 0		
Total reported	0 0	1 100	15 100	34 100	50 100	0 0	0 0	1 100	0 0	1 100	51 100		
Percent reported	.0	100.0	100.0	100.0	100.0	.0	.0	100.0	.0	100.0	100.0		
UNKNOWN	0	0	0	0	0	0	0	0	0	0	0		
Total	0	1	15	34	50	0	0	1	0	1	51		

Inmate statistical profile

Sample: ACTIVE JUVENILE PRISONERS EXCLUDING JAILS  
Active inmates 06/18/2002

Requestor: Statistics

Release Type by current age & sex

Release Type	M E N					W O M E N					Grand Total %
	Age 13-14 %	Age 15-15 %	Age 16-16 %	Age 17-17 %	Men Total %	Age 13-14 %	Age 15-15 %	Age 16-16 %	Age 17-17 %	Women Total %	
Active	0 0	1 100	15 100	34 100	50 100	0 0	0 0	1 100	0 0	1 100	51 100
Total	0	1	15	34	50	0	0	1	0	1	51

Inmate statistical profile

Sample: ACTIVE JUVENILE PRISONERS EXCLUDING JAILS  
Active inmates 06/18/2002

Requestor: Statistics

Inst By Group by current age & sex

Inst By Group	M E N						W O M E N						Grand Total %	
	Age 13-14 %	Age 15-15 %	Age 16-16 %	Age 17-17 %	Men %	Total %	Age 13-14 %	Age 15-15 %	Age 16-16 %	Age 17-17 %	Women %	Total %		
County jails	0	0	0	0	0	0	0	0	0	0	0	0	0	0
Transitional centers	0	0	0	0	0	0	0	0	0	0	0	0	0	0
County camps	0	0	0	0	0	0	0	0	0	0	0	0	0	0
Inmate boot camps	0	0	0	0	0	0	0	0	0	0	0	0	0	0
State prisons	0	0	1	100	15	100	34	100	50	100	0	0	1	100
Private prisons	0	0	0	0	0	0	0	0	0	0	0	0	0	0
Other	0	0	0	0	0	0	0	0	0	0	0	0	0	0
Total reported	0	0	1	100	15	100	34	100	50	100	0	0	1	100
Percent reported		.0	100.0	100.0	100.0	100.0		.0	.0	100.0		.0	100.0	100.0
Not reported	0		0		0		0		0		0		0	
Total	0		1		15		34		50		0		1	51

Inmate statistical profile

Sample: ACTIVE JUVENILE PRISONERS EXCLUDING JAILS  
Active inmates 06/18/2002

Requestor: Statistics

Institution by current age & sex

Institution	M E N				W O M E N				Grand Total %		
	Age 13-14 %	Age 15-15 %	Age 16-16 %	Age 17-17 %	Men Total %	Age 13-14 %	Age 15-15 %	Age 16-16 %		Age 17-17 %	Women Total %
Arrendale Prison	0 0	1 100	15 100	34 100	50 100	0 0	0 0	0 0	0 0	0 0	50 98
Pulaski Womens Pris	0 0	0 0	0 0	0 0	0 0	0 0	0 0	0 0	1 100	0 0	1 2
Total reported	0 0	1 100	15 100	34 100	50 100	0 0	0 0	1 100	0 0	1 100	51 100
Percent reported	.0	100.0	100.0	100.0	100.0	.0	.0	100.0	.0	100.0	100.0
Not Reported	0	0	0	0	0	0	0	0	0	0	0
Total	0	1	15	34	50	0	0	1	0	1	51

Inmate statistical profile

Sample: ACTIVE JUVENILE PRISONERS EXCLUDING JAILS  
Active inmates 06/18/2002

Requestor: Statistics

Misdemeanors And Felonies by current age & sex

Crime Type	M E N				W O M E N				Grand Total	%
	Age 13-14	Age 15-15	Age 16-16	Age 17-17	Age 13-14	Age 15-15	Age 16-16	Age 17-17		
MISDEMEANOR	0	0	0	0	0	0	0	0	0	0
FELONY	0	0	1	15	0	0	1	0	1	51
Total reported	0	1	15	34	0	0	1	0	1	51
Percent reported		.0	100.0	100.0			100.0			100.0
NOT REPORTED	0	0	0	0	0	0	0	0	0	0
Total	0	1	15	34	0	0	1	0	1	51

Inmate statistical profile

Sample: ACTIVE JUVENILE PRISONERS EXCLUDING JAILS  
Active inmates 06/18/2002

Requestor: Statistics

Crimes By Group by current age & sex

Crimes By Group	M E N								W O M E N								Grand	
	Age 13-14	Age 15-15	Age 16-16	Age 17-17	Men		Age 13-14	Age 15-15	Age 16-16	Age 17-17	Women		Total	%				
HOMICIDE	0	0	1	7	4	12	5	10	0	0	0	0	0	0	5	10		
ABORTION	0	0	0	0	0	0	0	0	0	0	0	0	0	0	0	0		
BODILY INJRY&REL OFF	0	0	0	0	4	12	4	8	0	0	0	0	0	0	4	8		
ARSON & REL OFF	0	0	0	0	0	0	0	0	0	0	0	0	0	0	0	0		
DAMAGE OF PROPERTY	0	0	0	0	0	0	0	0	0	0	0	0	0	0	0	0		
BURGLARY & REL OFF	0	0	0	0	0	0	0	0	0	0	0	0	0	0	0	0		
FORGERY & REL OFF	0	0	0	0	0	0	0	0	0	0	0	0	0	0	0	0		
THEFT	0	0	0	0	0	0	0	0	0	0	0	0	0	0	0	0		
ROBBERY	0	0	9	60	21	62	30	60	0	0	0	0	1	100	31	61		
SEXUAL OFFENSES	0	0	1	100	5	33	5	15	0	0	0	0	0	0	11	22		
OBSCENITY CRIMES	0	0	0	0	0	0	0	0	0	0	0	0	0	0	0	0		
TREASON & REL OFF	0	0	0	0	0	0	0	0	0	0	0	0	0	0	0	0		
CRIMES INVOLVNG GOVT	0	0	0	0	0	0	0	0	0	0	0	0	0	0	0	0		
FALSIFICATIONS	0	0	0	0	0	0	0	0	0	0	0	0	0	0	0	0		
OBSTRUCT LAW ENFORCE	0	0	0	0	0	0	0	0	0	0	0	0	0	0	0	0		
DISORDERLY CONDUCT	0	0	0	0	0	0	0	0	0	0	0	0	0	0	0	0		
GAMBLING & REL OFF	0	0	0	0	0	0	0	0	0	0	0	0	0	0	0	0		
CRUELTY TO CHILDREN	0	0	0	0	0	0	0	0	0	0	0	0	0	0	0	0		
CRIMES WITH GUNS	0	0	0	0	0	0	0	0	0	0	0	0	0	0	0	0		
INVASION PRIVACY	0	0	0	0	0	0	0	0	0	0	0	0	0	0	0	0		
RACKETEERING	0	0	0	0	0	0	0	0	0	0	0	0	0	0	0	0		
DRUG ABUSE OFFENSES	0	0	0	0	0	0	0	0	0	0	0	0	0	0	0	0		
DRUG TRAFFICKING	0	0	0	0	0	0	0	0	0	0	0	0	0	0	0	0		
AUTO CRIMES	0	0	0	0	0	0	0	0	0	0	0	0	0	0	0	0		
REVENUE & CONTRABAND	0	0	0	0	0	0	0	0	0	0	0	0	0	0	0	0		
CRIMES OF OTH STATES	0	0	0	0	0	0	0	0	0	0	0	0	0	0	0	0		
MISC. FELONIES	0	0	0	0	0	0	0	0	0	0	0	0	0	0	0	0		
MISDEMEANORS	0	0	0	0	0	0	0	0	0	0	0	0	0	0	0	0		
Total reported	0	0	1	100	15	100	34	100	0	0	0	0	1	100	51	100		
Percent reported		.0	100.0	100.0	100.0	100.0	100.0	100.0	.0	.0	100.0	.0	100.0	100.0	100.0	100.0		
NOT REPORTED	0	0	0	0	0	0	0	0	0	0	0	0	0	0	0	0		
Total	0	1	15	34	50	0	0	1	0	1	0	1	51					



Inmate statistical profile

Sample: ACTIVE JUVENILE PRISONERS EXCLUDING JAILS  
Active inmates 06/18/2002

Requestor: Statistics

Most Serious Offense by current age & sex

Most Serious Offense	M E N					W O M E N					Grand Total %	
	Age 13-14 %	Age 15-15 %	Age 16-16 %	Age 17-17 %	Men %	Age 13-14 %	Age 15-15 %	Age 16-16 %	Age 17-17 %	Women %		
NOTE: In the table below, misdemeanors come first, and are in lower-case letters. AFTER THAT COME FELONIES, IN UPPER-CASE LETTERS.												
MURDER	0 0	0 0	0 0	1 3	1 2	0 0	0 0	0 0	0 0	0 0	1 2	
VOLUNTARY MANSLAUGHT	0 0	0 0	1 7	3 9	4 8	0 0	0 0	0 0	0 0	0 0	4 8	
KIDNAPPING	0 0	0 0	0 0	4 12	4 8	0 0	0 0	0 0	0 0	0 0	4 8	
ARMED ROBBERY	0 0	0 0	9 60	21 62	30 60	0 0	0 0	1 100	0 0	1 100	31 61	
RAPE	0 0	1 100	2 13	5 15	8 16	0 0	0 0	0 0	0 0	0 0	8 16	
AGGRAV CHILD MOLESTA	0 0	0 0	3 20	0 0	3 6	0 0	0 0	0 0	0 0	0 0	3 6	
Total reported	0 0	1 100	15 100	34 100	50 100	0 0	0 0	1 100	0 0	1 100	51 100	
Percent reported	.0	100.0	100.0	100.0	100.0	.0	.0	100.0	.0	100.0	100.0	
Not reported	0	0	0	0	0	0	0	0	0	0	0	
Total	0	1	15	34	50	0	0	1	0	1	51	

Inmate statistical profile

Sample: ACTIVE JUVENILE PRISONERS EXCLUDING JAILS  
Active inmates 06/18/2002

Requestor: Statistics

Most Serious Crime Type by current age & sex

Crime Type	Age		M E N				W O M E N				Women	Grand										
	13-14	%	15-15	%	16-16	%	17-17	%	Total	%			13-14	%	15-15	%	16-16	%	17-17	%	Total	%
VIOL/PERSN	0	0	0	0	10	67	29	85	39	78	0	0	0	0	1	100	0	0	1	100	40	78
NVIOL/PERS	0	0	0	0	0	0	0	0	0	0	0	0	0	0	0	0	0	0	0	0	0	0
PROPERTY	0	0	0	0	0	0	0	0	0	0	0	0	0	0	0	0	0	0	0	0	0	0
DRUG SALES	0	0	0	0	0	0	0	0	0	0	0	0	0	0	0	0	0	0	0	0	0	0
DRUG POSSN	0	0	0	0	0	0	0	0	0	0	0	0	0	0	0	0	0	0	0	0	0	0
ALCOHOL	0	0	0	0	0	0	0	0	0	0	0	0	0	0	0	0	0	0	0	0	0	0
HABIT/DUI	0	0	0	0	0	0	0	0	0	0	0	0	0	0	0	0	0	0	0	0	0	0
SEX OFFEND	0	0	1	100	5	33	5	15	11	22	0	0	0	0	0	0	0	0	0	0	11	22
OTHER	0	0	0	0	0	0	0	0	0	0	0	0	0	0	0	0	0	0	0	0	0	0
Total reported	0	0	1	100	15	100	34	100	50	100	0	0	0	0	1	100	0	0	1	100	51	100
Percent reported			.0	100.0	100.0		100.0		100.0			.0		.0	100.0		.0		100.0		100.0	
NOT REPORTED	0		0		0		0		0		0		0		0		0		0		0	
Total	0		1		15		34		50		0		0		1		0		1		51	