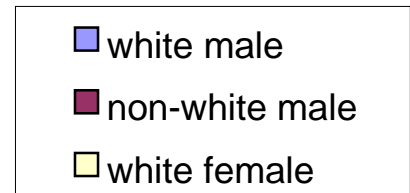
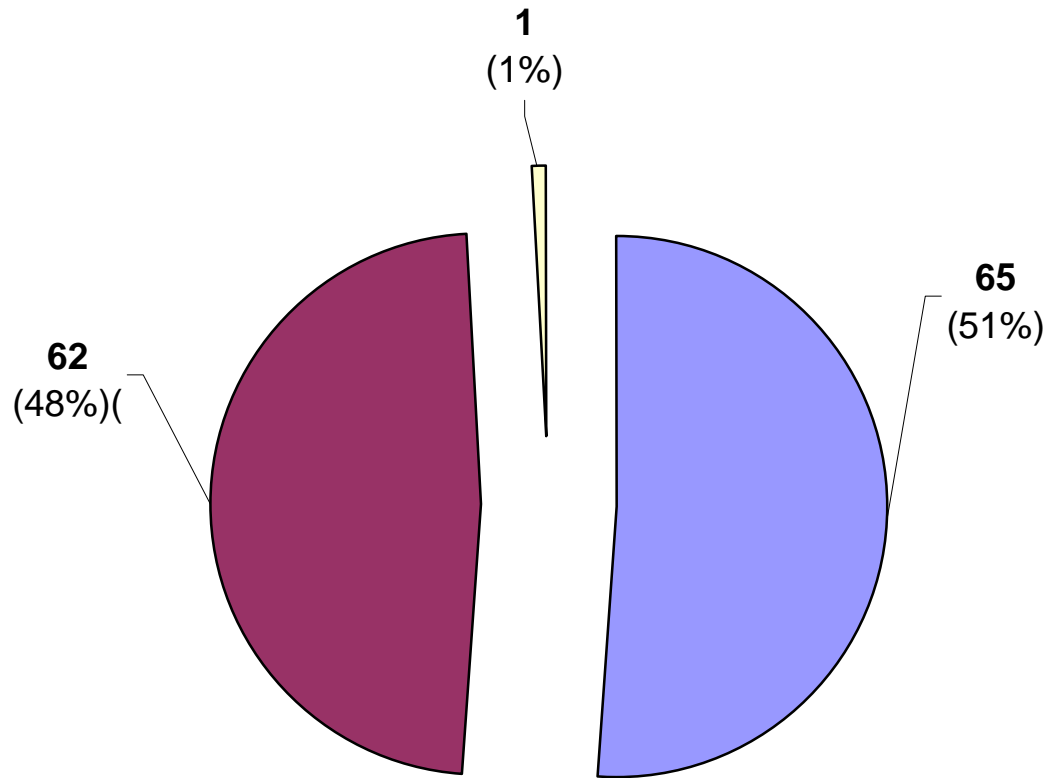
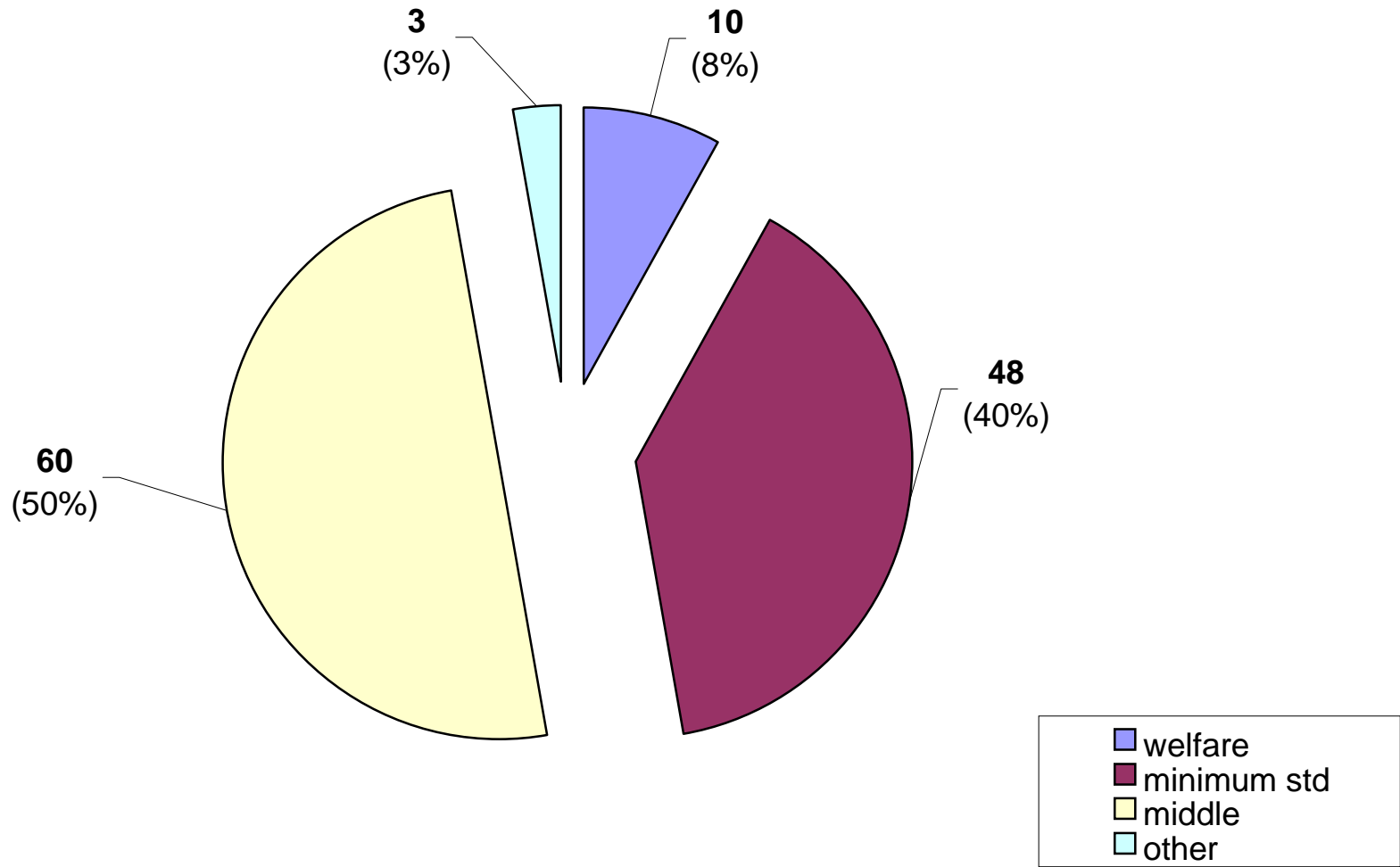


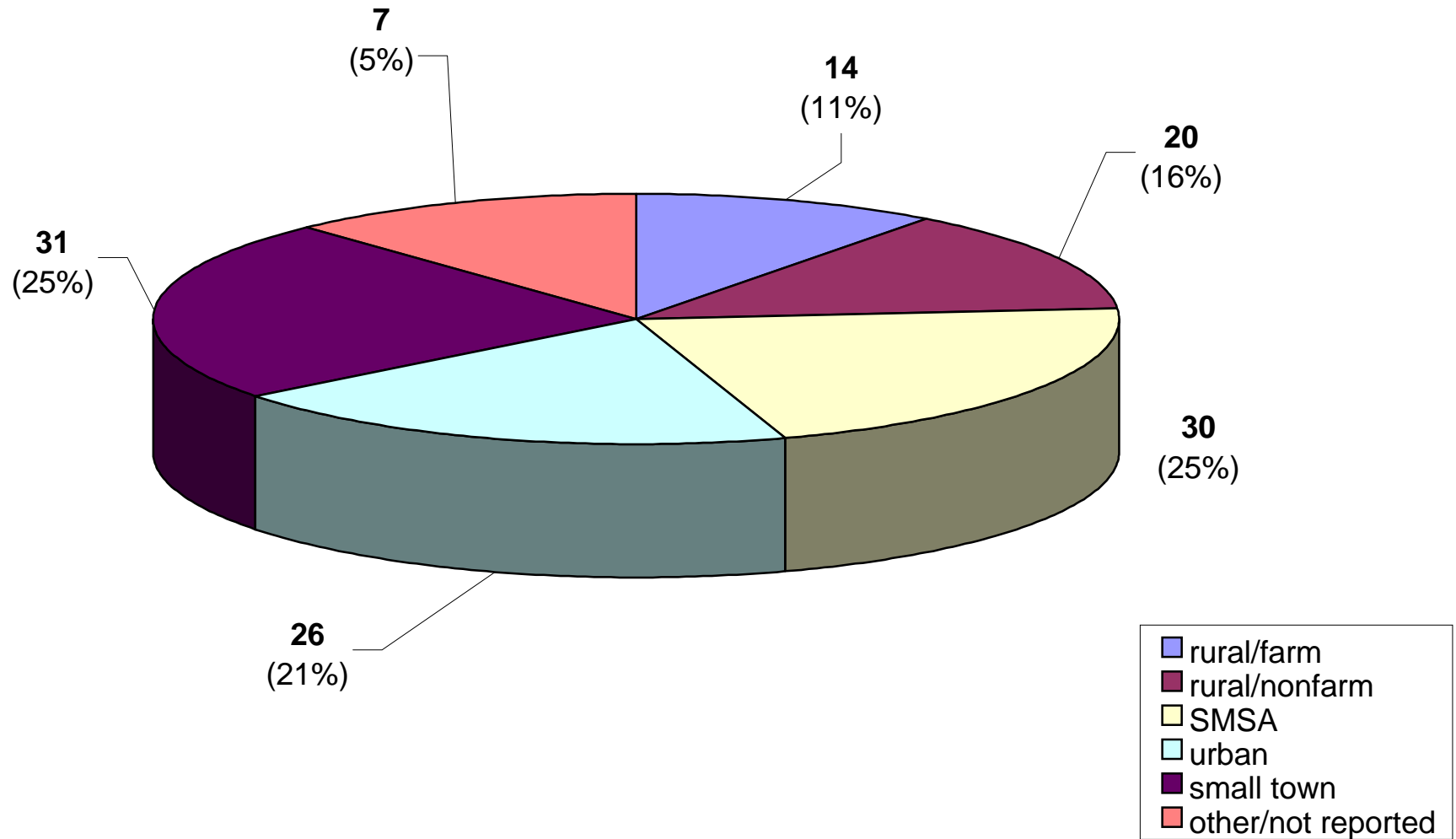
Inmates Under Death Sentence By Race & Gender



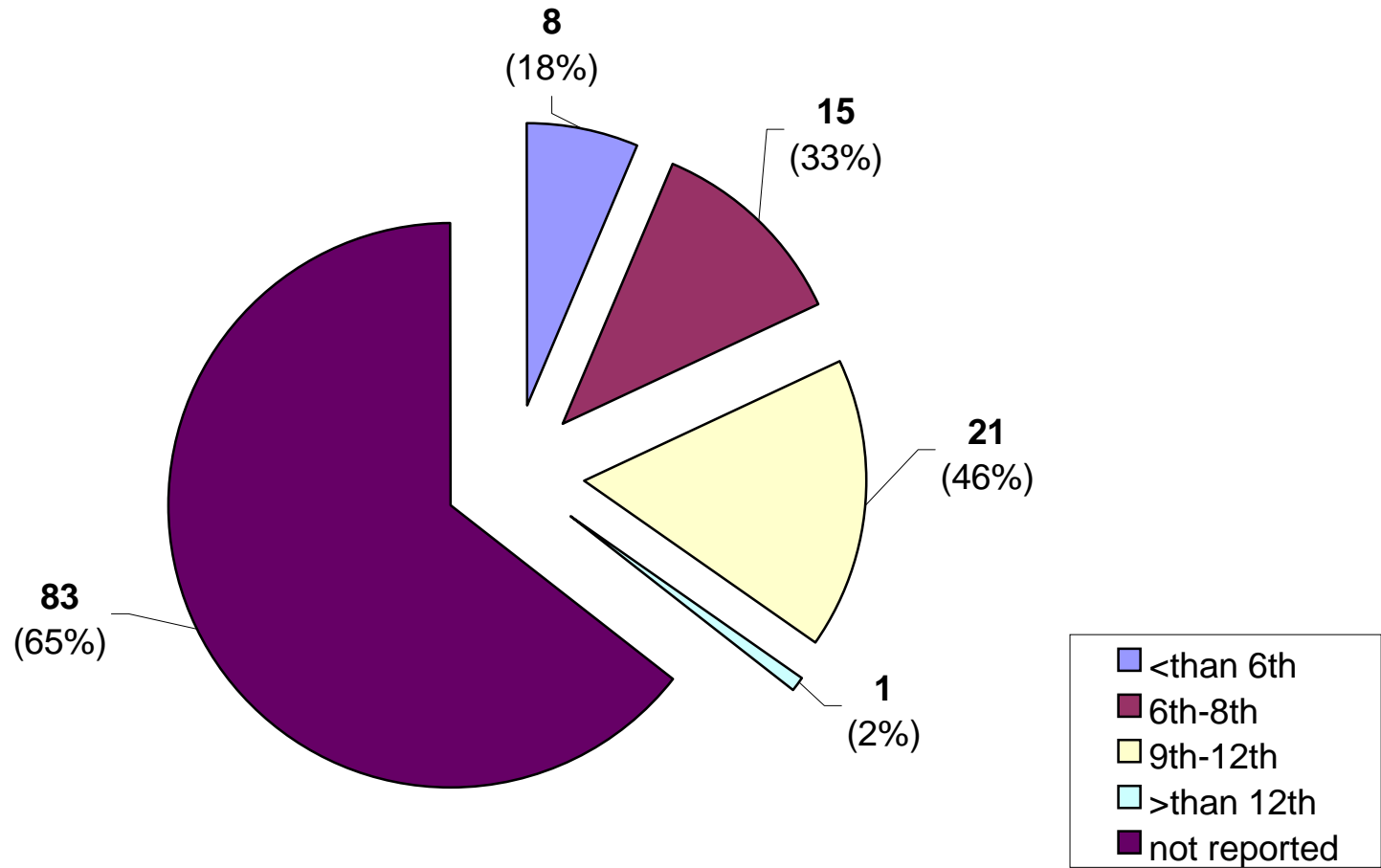
Inmate Under Death Sentence By Self-Reported Socioeconomic Class



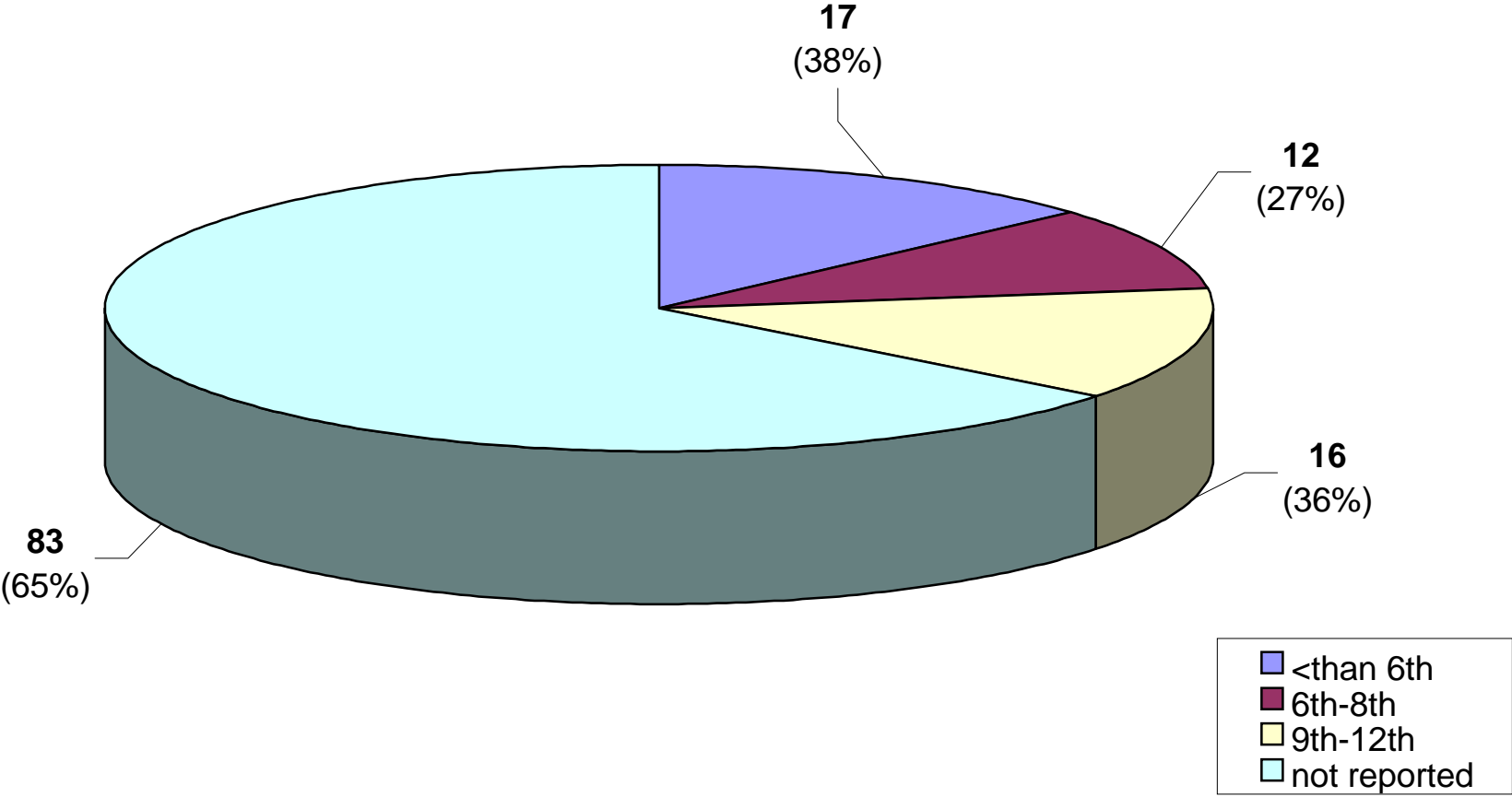
Inmates Under Death Sentence By Self-Reported Environment to Age 16



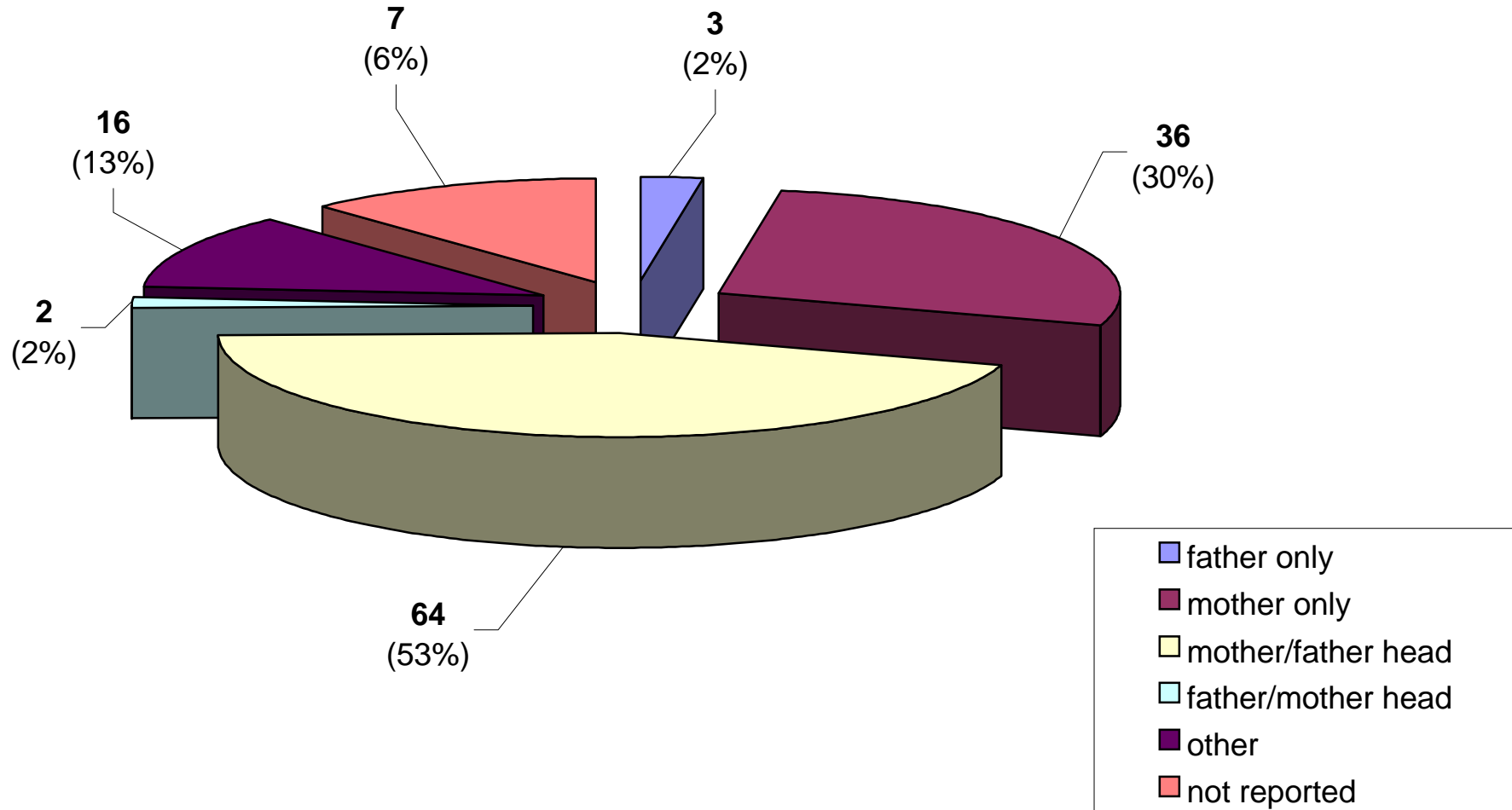
**Inmates Under Death Sentence By Functional Reading Level
(Wide Range Achievement Test, WRAT)**



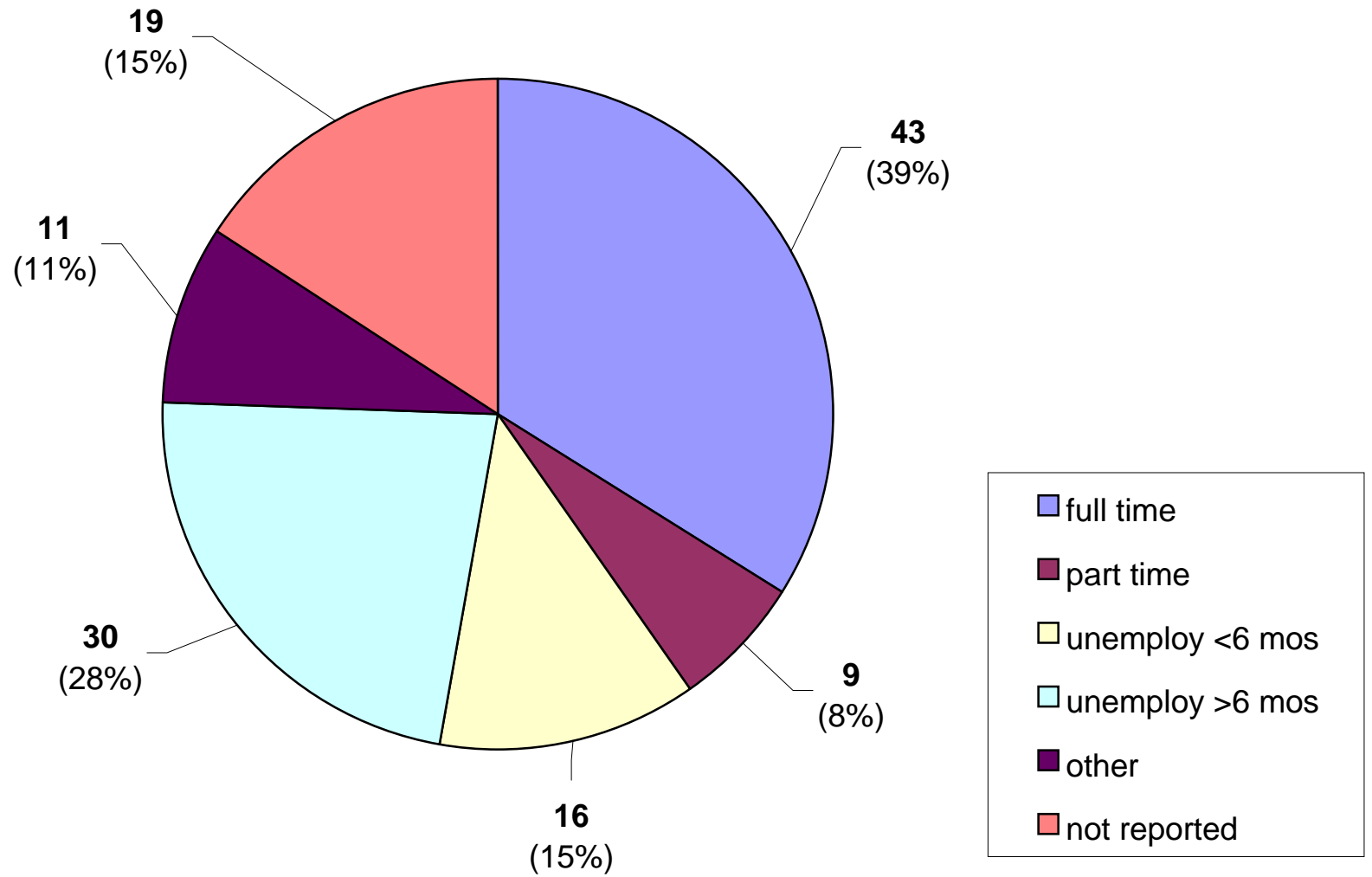
**Inmates Under Death Sentence By Functional Math Level
(Wide Range Achievement Test, WRAT)**



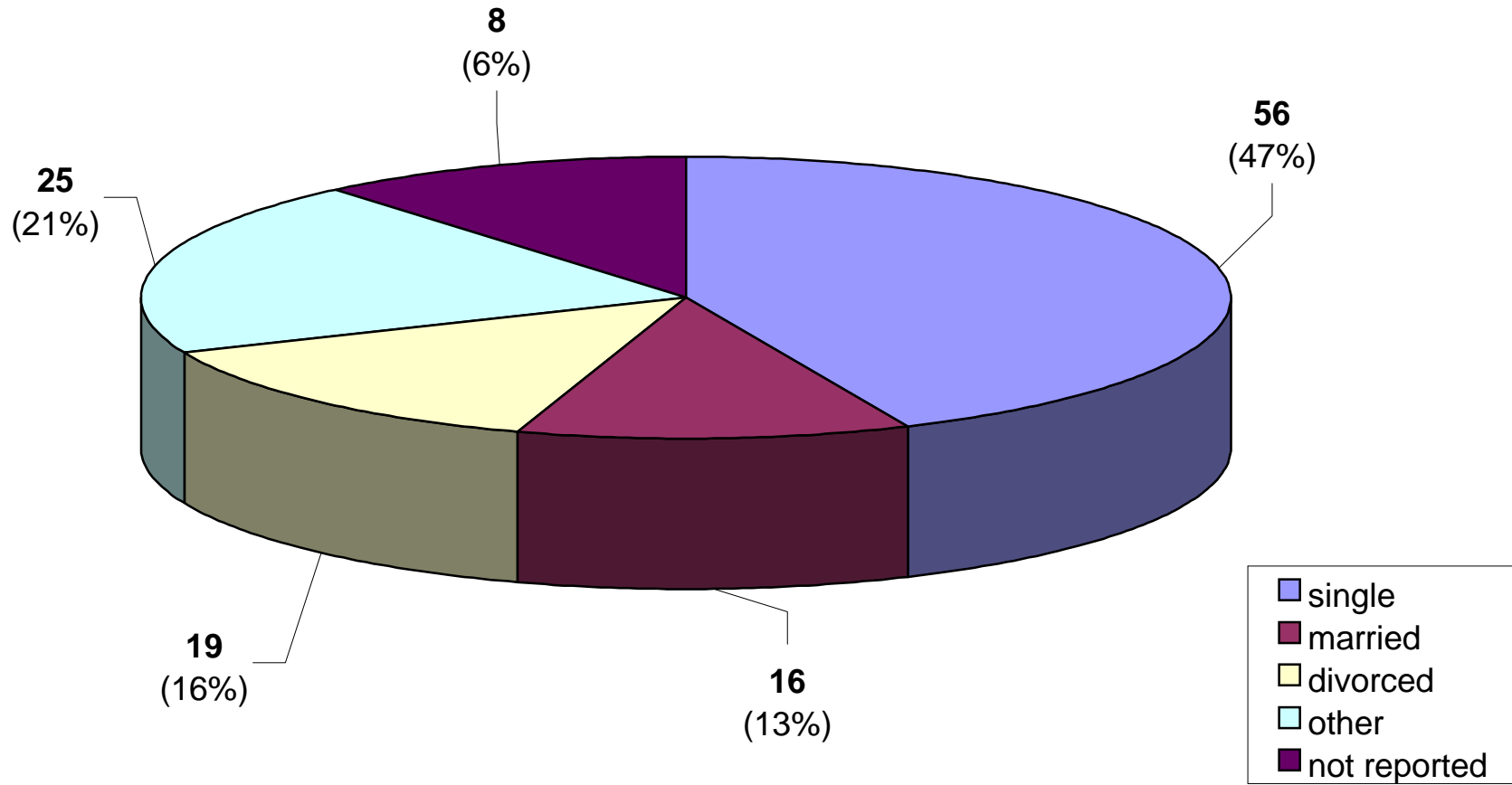
Inmates Under Death Sentence By Self-Reported Guardian Status



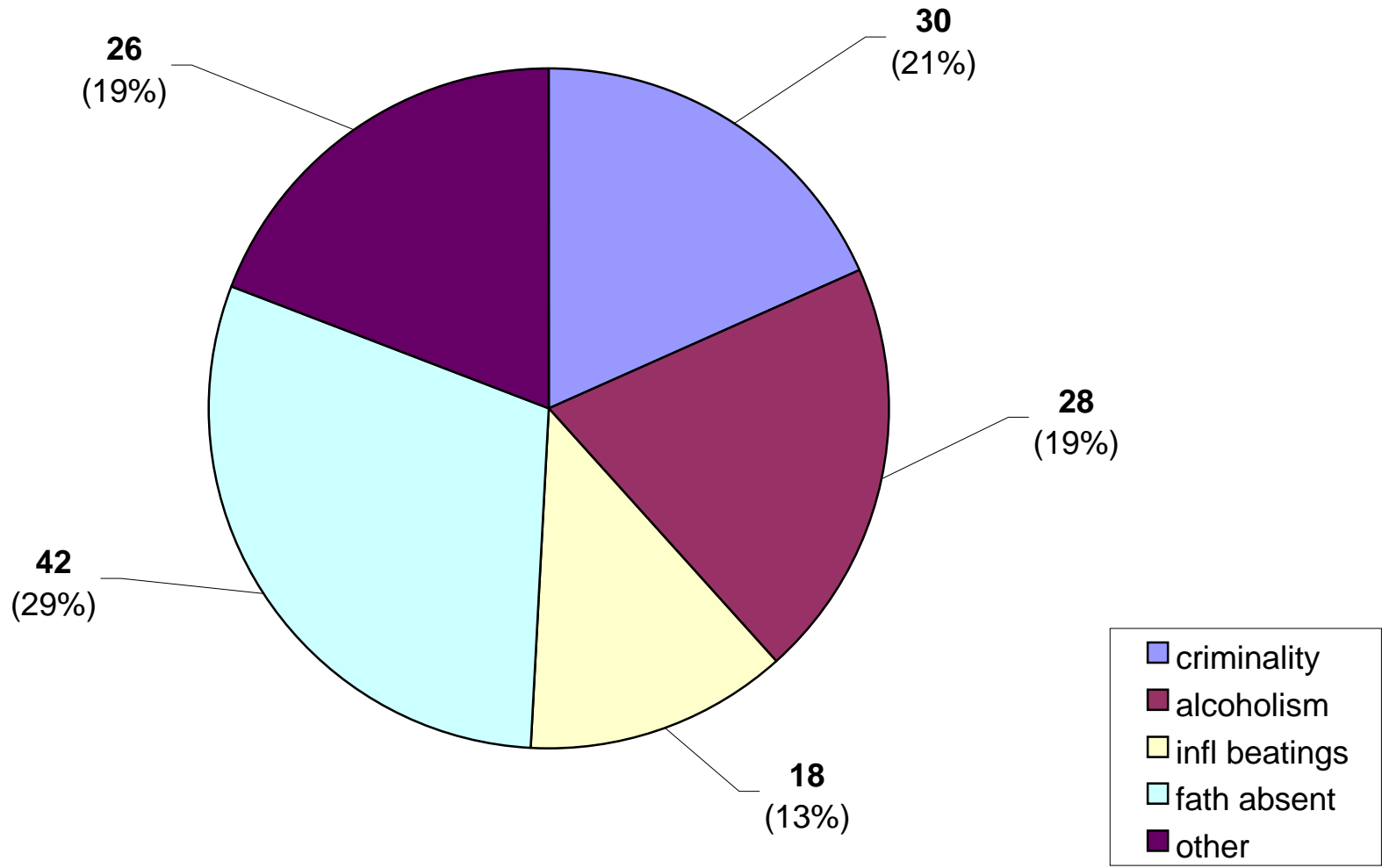
Inmates Under Death Sentence By Self-Reported Employment Status



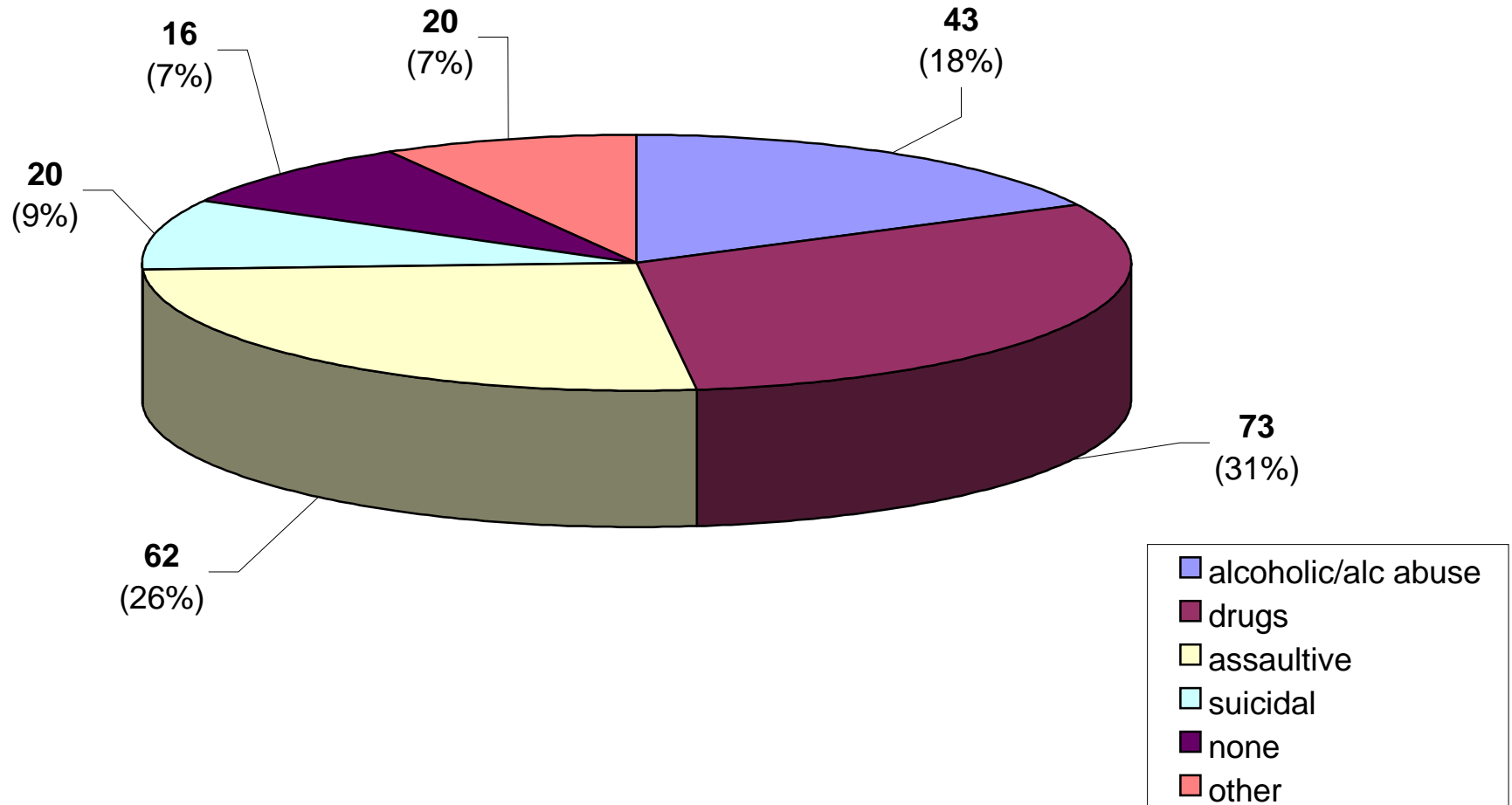
Inmates Under Death Sentence By Self-Reported Marital Status



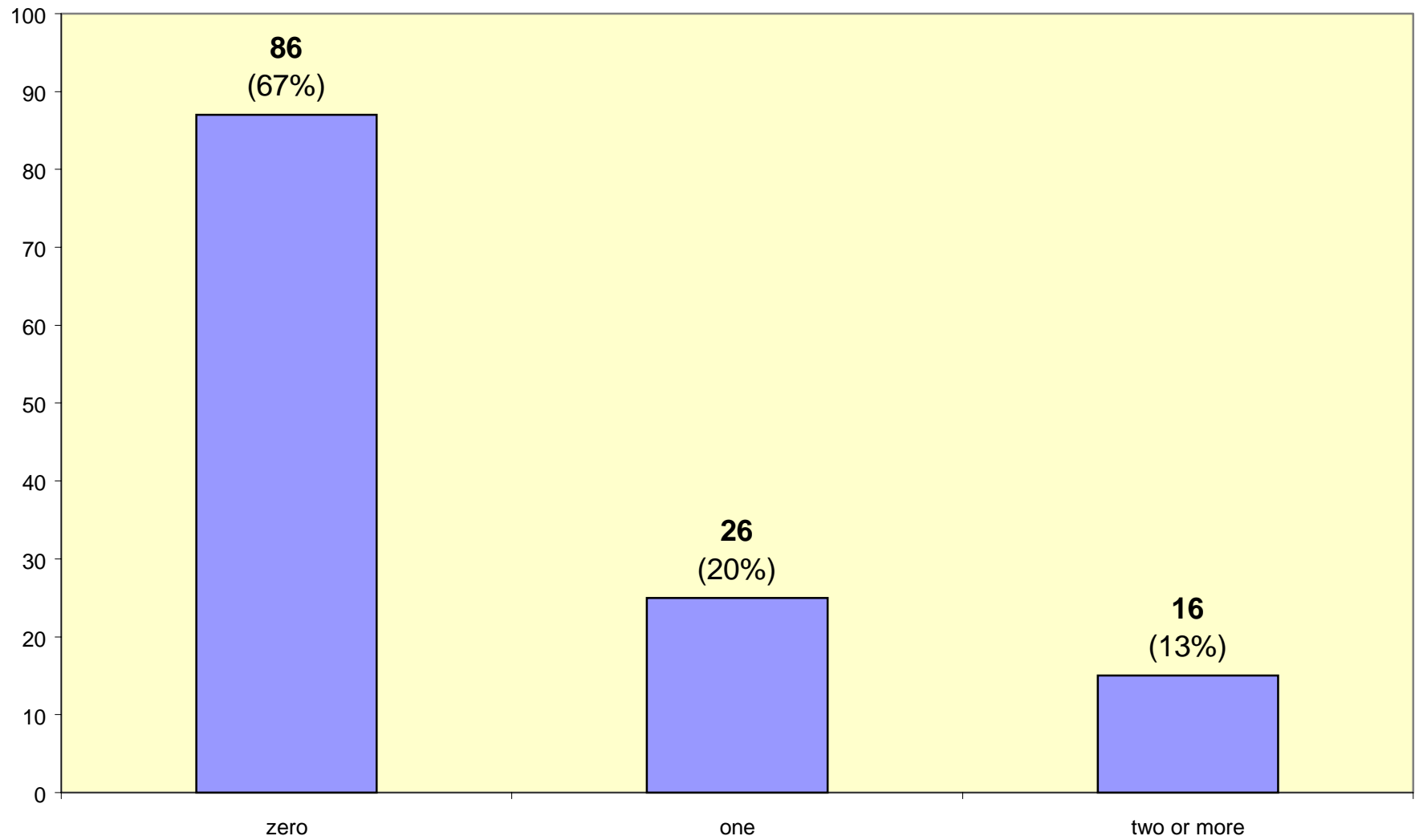
Inmates Under Death Sentence By Self-Reported Family Behavior Patterns



Inmates Under Death Sentence By Diagnostic Behavior



Inmates Under Death Sentence By Number of Prior Georgia Incarcerations



Inmate statistical profile

TABLE OF CONTENTS FOR Inmates under death sentence (UDS)

Title	PAGE
-----	----
RACE AND SEX.....	2
Culture Fair IQ Scores.....	3
Self-Rpt Socioeconomic Class.....	4
Self-Rpt Environment To Age 16.....	5
Self-Rpt Education Level.....	6
Functional Reading Level (WRAT Scores)..	7
Functional Math Level (WRAT Scores)....	8
Functional Spelling Level (WRAT Scores). 9	
Self-Rpt Guardian Status To Age 16.....	10
Self-Rpt Employment Status Before Prison	11
Self-Rpt Marital Status At Admission....	12
Self-Rpt Number Of Children At Admission	13
Self-Rpt Religious Affiliation.....	14
Self-Rpt Family Behavior Patterns *....	15
Inmate Diagnostic Behavior Problem *....	16
Physical Profile (General Condition)....	17
Security Status.....	18
Number Of Sentences.....	19
Number Of Disciplinarys.....	20
Number Of Escapes.....	21
Number Of Prior Georgia Incarcerations *	22
Number Of Transfers.....	23
County Of Conviction.....	24
Circ Of Conviction.....	26
Home County.....	28
Prison Sentence In Years.....	30
Probation To Follow Prison.....	31
Admission Type.....	32
Release Type.....	33
Inst By Group.....	34
Institution.....	35
Misdemeanors And Felonies.....	36
Crimes By Group.....	37
Most Serious Offense.....	38
Most Serious Crime Type.....	39

Inmate statistical profile

Sample: Inmates under death sentence (UDS)
 Active inmates 09/17/2001

Requestor: Statistics

RACE AND SEX by current age & sex

RACE AND SEX	Age		M E N				Men		Age		W O M E N				Women	Grand							
	00-21	%	22-39	%	40-54	%	55-99	%	Total	%	00-21	%	22-39	%	40-54	%	55-99	%	Total	%			
WHITE MALE	0	0	24	41	34	60	7	64	65	51	0	0	0	0	0	0	0	0	0	0	65	51	
NON WHITE MALE	0	0	35	59	23	40	4	36	62	49	0	0	0	0	0	0	0	0	0	0	62	48	
WHITE FEMALE	0	0	0	0	0	0	0	0	0	0	0	0	1	100	0	0	0	0	0	1	100	1	1
NON WHITE FEMALE	0	0	0	0	0	0	0	0	0	0	0	0	0	0	0	0	0	0	0	0	0	0	0
Total reported	0	0	59	100	57	100	11	100	127	100	0	0	1	100	0	0	0	0	1	100	128	100	
Percent reported		.0		100.0		100.0		100.0		100.0		.0		100.0		.0		.0		100.0		100.0	
NOT REPORTED	0		0		0		0		0		0		0		0		0		0		0		
Total	0		59		57		11		127		0		1		0		0		1		128		
AVERAGE AGE		.00		30.86		44.86		58.91		39.57		.00		33.00		.00		.00		33.00		39.52	

Inmate statistical profile

Sample: Inmates under death sentence (UDS)
Active inmates 09/17/2001

Requestor: Statistics

Culture Fair IQ Scores by current age & sex

IQ Score	M E N								W O M E N								Grand Total %					
	Age 00-21		Age 22-39		Age 40-54		Age 55-99		Men Total		Age 00-21		Age 22-39		Age 40-54				Age 55-99		Women Total	
LESS THAN 70	0	0	0	0	1	4	0	0	1	2	0	0	0	0	0	0	0	0	0	0	1	2
70 AND UP	0	0	14	100	23	96	5	100	42	98	0	0	1	100	0	0	0	0	1	100	43	98
Total reported	0	0	14	100	24	100	5	100	43	100	0	0	1	100	0	0	0	0	1	100	44	100
Percent reported	.0		23.7		42.1		45.5		33.9		.0		100.0		.0		.0		100.0		34.4	
NOT REPORTED	0	45	33	6	84	0	0	0	0	0	0	0	0	0	0	0	0	0	0	84		
Total	0	59	57	11	127	0	1	0	0	1	0	0	0	0	1	128						
AVERAGE IQ	.00		104.79		100.92		98.80		101.93		.00		105.00		.00		.00		105.00		102.00	

Inmate statistical profile

Sample: Inmates under death sentence (UDS)
Active inmates 09/17/2001

Requestor: Statistics

Self-Rpt Socioeconomic Class by current age & sex

Socioeconomic Class	Age		M E N				Men		W O M E N				Women	Grand								
	00-21	%	22-39	%	40-54	%	55-99	%	Total	%	00-21	%	22-39	%	40-54	%	55-99	%	Total	%		
WELFARE	0	0	6	11	4	8	0	0	10	8	0	0	0	0	0	0	0	0	0	10	8	
OCC EMPLOY	0	0	1	2	1	2	0	0	2	2	0	0	0	0	0	0	0	0	0	2	2	
MINIMUM STD	0	0	10	18	31	58	6	60	47	39	0	0	1	100	0	0	0	0	1	100	48	40
MIDDLE	0	0	40	70	17	32	3	30	60	50	0	0	0	0	0	0	0	0	0	0	60	50
OTHER	0	0	0	0	0	0	1	10	1	1	0	0	0	0	0	0	0	0	0	0	1	1
Total reported	0	0	57	100	53	100	10	100	120	100	0	0	1	100	0	0	0	0	1	100	121	100
Percent reported			.0		96.6		93.0		90.9		94.5		.0		100.0		.0		.0	100.0		94.5
NOT RPTD	0		2		4		1		7		0		0		0		0		0		7	
Total	0		59		57		11		127		0		1		0		0		1		128	

Inmate statistical profile

Sample: Inmates under death sentence (UDS)
Active inmates 09/17/2001

Requestor: Statistics

Self-Rpt Environment To Age 16 by current age & sex

Environment	Age		M E N				Men		W O M E N				Women		Grand							
	00-21	%	22-39	%	40-54	%	55-99	%	Total	%	00-21	%	22-39	%	40-54	%	55-99	%	Total	%		
RURAL/FARM	0	0	6	11	5	9	2	20	13	11	0	0	1	100	0	0	0	0	1	100	14	11
RURAL/NFARM	0	0	7	12	11	20	2	20	20	17	0	0	0	0	0	0	0	0	0	0	20	16
S.M.S.A	0	0	19	33	10	19	1	10	30	25	0	0	0	0	0	0	0	0	0	0	30	25
URBAN	0	0	10	18	14	26	2	20	26	21	0	0	0	0	0	0	0	0	0	0	26	21
SMALL TOWN	0	0	15	26	13	24	3	30	31	26	0	0	0	0	0	0	0	0	0	0	31	25
OTHER	0	0	0	0	1	2	0	0	1	1	0	0	0	0	0	0	0	0	0	0	1	1
Total reported	0	0	57	100	54	100	10	100	121	100	0	0	1	100	0	0	0	0	1	100	122	100
Percent reported		.0		96.6		94.7		90.9		95.3		.0		100.0		.0		.0		100.0		95.3
NOT RPTD	0		2		3		1		6		0		0		0		0		0		6	
Total	0		59		57		11		127		0		1		0		0		1		128	

Inmate statistical profile

Sample: Inmates under death sentence (UDS)
Active inmates 09/17/2001

Requestor: Statistics

Self-Rpt Education Level by current age & sex

Education Level	M E N							W O M E N							Grand Total %	
	Age 00-21 %	Age 22-39 %	Age 40-54 %	Age 55-99 %	Men Total %	Age 00-21 %	Age 22-39 %	Age 40-54 %	Age 55-99 %	Women Total %						
LESS THAN GRADE 7	0	0	0	0	1	1	0	0	0	0	0	0	0	0	1	1
GRADE 7	0	0	6	3	0	9	0	0	0	0	0	0	0	0	9	8
GRADE 8	0	0	5	3	1	9	0	0	0	0	0	0	0	0	9	8
GRADE 9	0	0	10	7	0	17	0	0	0	0	0	0	0	0	17	14
GRADE 10	0	0	8	5	2	15	0	0	0	0	0	0	0	0	15	13
GRADE 11	0	0	9	4	1	14	0	0	0	0	0	0	0	0	14	12
GRADE 12	0	0	13	17	3	33	0	0	1	0	0	0	0	1	34	29
MORE THAN GRADE 12	0	0	4	13	2	19	0	0	0	0	0	0	0	0	19	16
Total reported	0	0	55	52	10	117	0	0	1	0	0	0	0	1	118	100
Percent reported	.0		93.2	91.2	90.9	92.1	.0		100.0	.0		.0		100.0	92.2	
NOT REPORTED	0		4	5	1	10	0		0	0	0	0	0	0	10	
Total	0		59	57	11	127	0		1	0	0	0	0	1	128	
AVG EDUCATION LEVEL	.00		10.53	13.08	10.70	11.68	.00		12.00	.00		.00		12.00	11.68	

* NOTE: THE FIELD LABELED "LESS THAN GRADE 7" WAS CORRECTED IN MARCH 1989: MISSING DATA FOR INMATES STILL IN DIAGNOSTICS NOW HAS BEEN REMOVED FROM THIS FIELD AND IDENTIFIED AS "NOT REPORTED" INFORMATION.

Inmate statistical profile

Sample: Inmates under death sentence (UDS)
Active inmates 09/17/2001

Requestor: Statistics

Functional Reading Level (WRAT Scores) by current age & sex

WRAT Reading Score	M E N								W O M E N								Grand Total %			
	Age 00-21 %	Age 22-39 %	Age 40-54 %	Age 55-99 %	Men Total %	Age 00-21 %	Age 22-39 %	Age 40-54 %	Age 55-99 %	Women Total %										
LESS THAN GRADE 6	0	0	2	14	6	24	0	0	8	18	0	0	0	0	0	0	0	0	8	18
6TH THRU 8TH GRADE	0	0	2	14	9	36	3	60	14	32	0	0	1	100	0	0	0	0	1	100
GRADE 9	0	0	1	7	1	4	0	0	2	5	0	0	0	0	0	0	0	0	0	0
GRADE 10	0	0	1	7	0	0	0	0	1	2	0	0	0	0	0	0	0	0	0	0
GRADE 11	0	0	0	0	2	8	0	0	2	5	0	0	0	0	0	0	0	0	0	0
GRADE 12	0	0	7	50	7	28	2	40	16	36	0	0	0	0	0	0	0	0	0	0
MORE THAN GRADE 12	0	0	1	7	0	0	0	0	1	2	0	0	0	0	0	0	0	0	0	0
Total reported	0	0	14	100	25	100	5	100	44	100	0	0	1	100	0	0	0	0	1	100
Percent reported		.0		23.7		43.9		45.5		34.6		.0		100.0		.0		.0		100.0
NOT REPORTED	0		45		32		6		83		0		0		0		0		0	
Total	0		59		57		11		127		0		1		0		0		1	
AVG READING SCORE	.00		10.41		8.58		9.54		9.27		.00		8.50		.00		.00		8.50	

Inmate statistical profile

Sample: Inmates under death sentence (UDS)
Active inmates 09/17/2001

Requestor: Statistics

Functional Math Level (WRAT Scores) by current age & sex

WRAT Math Score	M E N								W O M E N								Grand Total %					
	Age 00-21		Age 22-39		Age 40-54		Age 55-99		Men Total %		Age 00-21		Age 22-39		Age 40-54			Age 55-99		Women Total %		
LESS THAN GRADE 6	0	0	4	29	10	40	3	60	17	39	0	0	0	0	0	0	0	0	0	0	17	38
6TH THRU 8TH GRADE	0	0	4	29	7	28	1	20	12	27	0	0	0	0	0	0	0	0	0	0	12	27
GRADE 9	0	0	2	14	3	12	0	0	5	11	0	0	1	100	0	0	0	0	1	100	6	13
GRADE 10	0	0	1	7	2	8	1	20	4	9	0	0	0	0	0	0	0	0	0	0	4	9
GRADE 11	0	0	2	14	1	4	0	0	3	7	0	0	0	0	0	0	0	0	0	0	3	7
GRADE 12	0	0	1	7	2	8	0	0	3	7	0	0	0	0	0	0	0	0	0	0	3	7
MORE THAN GRADE 12	0	0	0	0	0	0	0	0	0	0	0	0	0	0	0	0	0	0	0	0	0	0
Total reported	0	0	14	100	25	100	5	100	44	100	0	0	1	100	0	0	0	0	1	100	45	100
Percent reported			.0	23.7		43.9		45.5		34.6		.0		100.0		.0		.0		100.0		35.2
NOT REPORTED	0		45		32		6		83		0		0		0		0		0		83	
Total	0		59		57		11		127		0		1		0		0		1		128	
AVG MATH SCORE	.00		8.34		7.24		6.32		7.49		.00		9.80		.00		.00		9.80		7.54	

Inmate statistical profile

Sample: Inmates under death sentence (UDS)
Active inmates 09/17/2001

Requestor: Statistics

Functional Spelling Level (WRAT Scores) by current age & sex

WRAT Spelling Score	M E N								W O M E N								Grand Total %					
	Age 00-21		Age 22-39		Age 40-54		Age 55-99		Men Total %		Age 00-21		Age 22-39		Age 40-54			Age 55-99		Women Total %		
LESS THAN GRADE 6	0	0	7	50	11	44	2	40	20	45	0	0	0	0	0	0	0	0	0	0	20	44
6TH THRU 8TH GRADE	0	0	1	7	7	28	2	40	10	23	0	0	1	100	0	0	0	0	1	100	11	24
GRADE 9	0	0	1	7	2	8	0	0	3	7	0	0	0	0	0	0	0	0	0	0	3	7
GRADE 10	0	0	2	14	1	4	1	20	4	9	0	0	0	0	0	0	0	0	0	0	4	9
GRADE 11	0	0	1	7	0	0	0	0	1	2	0	0	0	0	0	0	0	0	0	0	1	2
GRADE 12	0	0	1	7	4	16	0	0	5	11	0	0	0	0	0	0	0	0	0	0	5	11
MORE THAN GRADE 12	0	0	1	7	0	0	0	0	1	2	0	0	0	0	0	0	0	0	0	0	1	2
Total reported	0	0	14	100	25	100	5	100	44	100	0	0	1	100	0	0	0	0	1	100	45	100
Percent reported			.0	23.7		43.9		45.5		34.6		.0		100.0		.0		.0		100.0		35.2
NOT REPORTED	0		45		32		6		83		0		0		0		0		0		83	
Total	0		59		57		11		127		0		1		0		0		1		128	
AVG SPELLING SCORE	.00		7.94		6.91		6.46		7.19		.00		6.40		.00		.00		6.40		7.17	

Inmate statistical profile

Sample: Inmates under death sentence (UDS)
Active inmates 09/17/2001

Requestor: Statistics

Self-Rpt Guardian Status To Age 16 by current age & sex

Guardian Status	M E N								W O M E N								Grand					
	Age	Age	Age	Age	Men	Age	Age	Age	Age	Women	Age	Age	Age	Age	Total	%						
	00-21	%	22-39	%	40-54	%	55-99	%	Total	%	00-21	%	22-39	%	40-54	%	55-99	%	Total	%		
ORPHANAGE	0	0	0	0	0	0	0	0	0	0	0	0	0	0	0	0	0	0	0	0	0	
FATHER ONLY	0	0	0	0	3	6	0	0	3	3	0	0	0	0	0	0	0	0	0	0	3	2
FTR MTR HD	0	0	2	4	0	0	0	0	2	2	0	0	0	0	0	0	0	0	0	0	2	2
MOTHER ONLY	0	0	19	33	14	26	2	20	35	29	0	0	1	100	0	0	0	0	1	100	36	30
MTR FTR HD	0	0	28	49	30	57	6	60	64	53	0	0	0	0	0	0	0	0	0	0	64	53
OTH FEMALE	0	0	2	4	1	2	2	20	5	4	0	0	0	0	0	0	0	0	0	0	5	4
OTH MALE	0	0	0	0	0	0	0	0	0	0	0	0	0	0	0	0	0	0	0	0	0	0
STEP-PARNTS	0	0	2	4	0	0	0	0	2	2	0	0	0	0	0	0	0	0	0	0	2	2
FOSTER HOME	0	0	1	2	2	4	0	0	3	3	0	0	0	0	0	0	0	0	0	0	3	2
GRAND PRNTS	0	0	3	5	2	4	0	0	5	4	0	0	0	0	0	0	0	0	0	0	5	4
OTHER	0	0	0	0	1	2	0	0	1	1	0	0	0	0	0	0	0	0	0	0	1	1
Total reported	0	0	57	100	53	100	10	100	120	100	0	0	1	100	0	0	0	0	1	100	121	100
Percent reported			.0	96.6	93.0	90.9	94.5				.0	100.0	.0	.0	100.0			100.0			94.5	
NOT RPTD	0		2		4		1		7		0		0		0		0		0		7	
Total	0		59		57		11		127		0		1		0		0		1		128	

Inmate statistical profile

Sample: Inmates under death sentence (UDS)
Active inmates 09/17/2001

Requestor: Statistics

Self-Rpt Employment Status Before Prison by current age & sex

Employment	M E N								W O M E N								Grand Total %					
	Age 00-21		Age 22-39		Age 40-54		Age 55-99		Men Total		Age 00-21		Age 22-39		Age 40-54			Age 55-99		Women Total		
FULL TIME	0	0	21	41	16	33	5	56	42	39	0	0	1	100	0	0	0	0	1	100	43	39
PART TIME	0	0	6	12	3	6	0	0	9	8	0	0	0	0	0	0	0	0	0	0	9	8
UNEMPL < 6M	0	0	7	14	8	17	1	11	16	15	0	0	0	0	0	0	0	0	0	0	16	15
UNEMPL > 6M	0	0	10	20	18	38	2	22	30	28	0	0	0	0	0	0	0	0	0	0	30	28
NEVER WORKD	0	0	5	10	1	2	0	0	6	6	0	0	0	0	0	0	0	0	0	0	6	6
STUDENT	0	0	0	0	1	2	0	0	1	1	0	0	0	0	0	0	0	0	0	0	1	1
INCAPABLE	0	0	2	4	1	2	1	11	4	4	0	0	0	0	0	0	0	0	0	0	4	4
OTHER	0	0	0	0	0	0	0	0	0	0	0	0	0	0	0	0	0	0	0	0	0	0
Total reported	0	0	51	100	48	100	9	100	108	100	0	0	1	100	0	0	0	0	1	100	109	100
Percent reported	.0		86.4		84.2		81.8		85.0		.0		100.0		.0		.0		100.0		85.2	
NOT RPTD	0		8		9		2		19		0		0		0		0		0		19	
Total	0		59		57		11		127		0		1		0		0		1		128	

* NOTE: THE FIELD LABELD "OTHER" WAS CORRECTED IN APRIL 1989; INMATES CODED "PRE-OTIS NOT REPORTED" NOW HAVE BEEN REMOVED FROM THIS FIELD AND IDENTIFIED AS "NOT REPORTED".

Inmate statistical profile

Sample: Inmates under death sentence (UDS)
Active inmates 09/17/2001

Requestor: Statistics

Self-Rpt Marital Status At Admission by current age & sex

Marital Status	Age		M E N				Men		Age		W O M E N				Women		Grand					
	00-21	%	22-39	%	40-54	%	55-99	%	Total	%	00-21	%	22-39	%	40-54	%	55-99	%	Total	%		
SINGLE	0	0	40	71	15	28	1	10	56	47	0	0	0	0	0	0	0	0	0	0	56	47
MARRIED	0	0	3	5	10	19	3	30	16	13	0	0	0	0	0	0	0	0	0	0	16	13
SEPARATED	0	0	1	2	3	6	0	0	4	3	0	0	0	0	0	0	0	0	0	0	4	3
DIVORCED	0	0	4	7	13	25	2	20	19	16	0	0	0	0	0	0	0	0	0	0	19	16
WIDOWED	0	0	1	2	5	9	3	30	9	8	0	0	1	100	0	0	0	0	1	100	10	8
COMMON LAW	0	0	7	13	7	13	1	10	15	13	0	0	0	0	0	0	0	0	0	0	15	13
OTHER	0	0	0	0	0	0	0	0	0	0	0	0	0	0	0	0	0	0	0	0	0	0
Total reported	0	0	56	100	53	100	10	100	119	100	0	0	1	100	0	0	0	0	1	100	120	100
Percent reported		.0		94.9		93.0		90.9		93.7		.0		100.0		.0		.0		100.0		93.8
NOT RPTD	0		3		4		1		8		0		0		0		0		0		8	
Total	0		59		57		11		127		0		1		0		0		1		128	

Inmate statistical profile

Sample: Inmates under death sentence (UDS)
Active inmates 09/17/2001

Requestor: Statistics

Self-Rpt Number Of Children At Admission by current age & sex

Number Of Children	Age		M E N				Men		Age		W O M E N				Women		Grand					
	00-21	%	22-39	%	40-54	%	55-99	%	Total	%	00-21	%	22-39	%	40-54	%	55-99	%	Total	%		
NO CHILDREN	0	0	5	17	9	20	0	0	14	17	0	0	0	0	0	0	0	0	0	0	14	17
ONE CHILD	0	0	16	55	16	36	1	13	33	41	0	0	0	0	0	0	0	0	0	0	33	40
TWO CHILDREN	0	0	5	17	9	20	0	0	14	17	0	0	0	0	0	0	0	0	0	0	14	17
THREE CHILDREN	0	0	2	7	4	9	4	50	10	12	0	0	1	100	0	0	0	0	1	100	11	13
FOUR CHILDREN	0	0	0	0	2	5	2	25	4	5	0	0	0	0	0	0	0	0	0	0	4	5
FIVE CHILDREN	0	0	0	0	2	5	0	0	2	2	0	0	0	0	0	0	0	0	0	0	2	2
MORE THAN 5 CHILDREN	0	0	1	3	2	5	1	13	4	5	0	0	0	0	0	0	0	0	0	0	4	5
Total reported	0	0	29	100	44	100	8	100	81	100	0	0	1	100	0	0	0	0	1	100	82	100
Percent reported		.0		49.2		77.2		72.7		63.8		.0		100.0		.0		.0		100.0		64.1
NOT REPORTED	0		30		13		3		46		0		0		0		0		0		46	
Total	0		59		57		11		127		0		1		0		0		1		128	
AVG NUM CHILDREN	.00		1.38		1.82		3.38		1.81		.00		3.00		.00		.00		3.00		1.83	

* NOTE: THE FIELD LABELED "NO CHILDREN" WAS CORRECTED
IN MARCH 1989: MISSING DATA FOR INMATES STILL IN
DIAGNOSTICS NOW HAS BEEN REMOVED FROM THIS FIELD
AND IDENTIFIED AS "NOT REPORTED" INFORMATION.

Inmate statistical profile

Sample: Inmates under death sentence (UDS)
Active inmates 09/17/2001

Requestor: Statistics

Self-Rpt Religious Affiliation by current age & sex

Religion	M E N								W O M E N								Grand Total	%				
	Age 00-21	%	Age 22-39	%	Age 40-54	%	Age 55-99	%	Men Total	%	Age 00-21	%	Age 22-39	%	Age 40-54	%			Age 55-99	%	Women Total	%
ISLAM	0	0	4	7	3	6	0	0	7	6	0	0	0	0	0	0	0	0	0	0	7	6
CATHOLIC	0	0	1	2	1	2	1	13	3	3	0	0	0	0	0	0	0	0	0	0	3	3
BAPTIST	0	0	20	36	28	57	6	75	54	48	0	0	1	100	0	0	0	0	1	100	55	48
METHODIST	0	0	1	2	3	6	1	13	5	4	0	0	0	0	0	0	0	0	0	0	5	4
EPISCOPLN	0	0	0	0	0	0	0	0	0	0	0	0	0	0	0	0	0	0	0	0	0	0
PRESBYTRN	0	0	0	0	0	0	0	0	0	0	0	0	0	0	0	0	0	0	0	0	0	0
CHC OF GOD	0	0	1	2	1	2	0	0	2	2	0	0	0	0	0	0	0	0	0	0	2	2
HOLINESS	0	0	3	5	2	4	0	0	5	4	0	0	0	0	0	0	0	0	0	0	5	4
JEWISH	0	0	0	0	0	0	0	0	0	0	0	0	0	0	0	0	0	0	0	0	0	0
ANGLICAN	0	0	0	0	0	0	0	0	0	0	0	0	0	0	0	0	0	0	0	0	0	0
GRK ORTHDX	0	0	0	0	0	0	0	0	0	0	0	0	0	0	0	0	0	0	0	0	0	0
HINDU	0	0	0	0	0	0	0	0	0	0	0	0	0	0	0	0	0	0	0	0	0	0
BUDDHIST	0	0	0	0	0	0	0	0	0	0	0	0	0	0	0	0	0	0	0	0	0	0
TAOIST	0	0	0	0	0	0	0	0	0	0	0	0	0	0	0	0	0	0	0	0	0	0
SHINTOIST	0	0	0	0	0	0	0	0	0	0	0	0	0	0	0	0	0	0	0	0	0	0
SEVEN D AD	0	0	0	0	0	0	0	0	0	0	0	0	0	0	0	0	0	0	0	0	0	0
JEHOVAH WT	0	0	1	2	0	0	0	0	1	1	0	0	0	0	0	0	0	0	0	0	1	1
LATR DAY S	0	0	0	0	0	0	0	0	0	0	0	0	0	0	0	0	0	0	0	0	0	0
QUAKER	0	0	0	0	0	0	0	0	0	0	0	0	0	0	0	0	0	0	0	0	0	0
OTHER PROD	0	0	10	18	2	4	0	0	12	11	0	0	0	0	0	0	0	0	0	0	12	11
NONE	0	0	13	23	3	6	0	0	16	14	0	0	0	0	0	0	0	0	0	0	16	14
OTHER	0	0	2	4	6	12	0	0	8	7	0	0	0	0	0	0	0	0	0	0	8	7
Total reported	0	0	56	100	49	100	8	100	113	100	0	0	1	100	0	0	0	0	1	100	114	100
Percent reported		.0		94.9		86.0		72.7		89.0		.0		100.0		.0		.0		100.0		89.1
NOT RPTD	0		3		8		3		14		0		0		0		0		0		14	
Total	0		59		57		11		127		0		1		0		0		1		128	

Inmate statistical profile

Sample: Inmates under death sentence (UDS)
Active inmates 09/17/2001

Requestor: Statistics

Self-Rpt Family Behavior Patterns * by current age & sex

Family Behavior	M E N								W O M E N								Grand Total %			
	Age 00-21 %	Age 22-39 %	Age 40-54 %	Age 55-99 %	Men		Age 00-21 %	Age 22-39 %	Age 40-54 %	Age 55-99 %	Women									
CRIMINLTY	0	0	20	23	10	19	0	0	30	21	0	0	0	0	0	0	0	0	30	21
ALCOHOLISM	0	0	17	19	11	21	0	0	28	20	0	0	0	0	0	0	0	0	28	19
DRUG ABUSE	0	0	6	7	2	4	0	0	8	6	0	0	0	0	0	0	0	0	8	6
DOMINERING	0	0	1	1	1	2	0	0	2	1	0	0	0	0	0	0	0	0	2	1
MIGRANT	0	0	3	3	4	8	0	0	7	5	0	0	0	0	0	0	0	0	7	5
INFL BTGS	0	0	13	15	5	10	0	0	18	13	0	0	0	0	0	0	0	0	18	13
PERMISSIVE	0	0	1	1	0	0	0	0	1	1	0	0	0	0	0	0	0	0	1	1
FATH ABSNT	0	0	23	26	15	29	3	100	41	29	0	0	1	100	0	0	0	0	42	29
MOTH ABSNT	0	0	3	3	4	8	0	0	7	5	0	0	0	0	0	0	0	0	7	5
NONE	0	0	1	1	0	0	0	0	1	1	0	0	0	0	0	0	0	0	1	1
Total reported	0	0	88	100	52	100	3	100	143	100	0	0	1	100	0	0	0	0	144	100
Percent reported		.0		71.2		50.9		27.3		58.3		.0		100.0		.0		.0		58.6
OTHER	0		17		28		8		53		0		0		0		0		53	
Total	0		59		57		11		127		0		1		0		0		1	128

* NOTE: SINCE THERE CAN BE UP TO FIVE BEHAVIOR CODES PER INMATE, THE NUMBER OF CASES REPORTED IN THE DETAIL LINES AND THE TOTAL REPORTED LINE MAY EXCEED THE TOTAL NUMBER OF CASES. IN SHORT, THIS TABLE COUNTS THE NUMBER OF BEHAVIOR PROBLEMS, NOT INMATES.

Inmate statistical profile

Sample: Inmates under death sentence (UDS)
Active inmates 09/17/2001

Requestor: Statistics

Inmate Diagnostic Behavior Problem * by current age & sex

Diagnostic Problem	M E N								W O M E N								Grand Total %					
	Age 00-21 %	Age 22-39 %	Age 40-54 %	Age 55-99 %	Men Total %	Age 00-21 %	Age 22-39 %	Age 40-54 %	Age 55-99 %	Women Total %												
ALCOHOLIC	0	0	7	6	7	7	1	8	15	6	0	0	0	0	0	0	0	0	0	0	15	6
ALCOH ABSE	0	0	9	8	17	17	2	15	28	12	0	0	0	0	0	0	0	0	0	0	28	12
DRUG EXP	0	0	13	11	12	12	0	0	25	11	0	0	0	0	0	0	0	0	0	0	25	11
DRUG ABSE	0	0	23	19	22	22	2	15	47	20	0	0	0	0	0	0	0	0	0	0	47	20
NARC ADDCT	0	0	1	1	0	0	0	0	1	0	0	0	0	0	0	0	0	0	0	0	1	0
EPILEPTIC	0	0	0	0	1	1	0	0	1	0	0	0	0	0	0	0	0	0	0	0	1	0
MANIPULTVE	0	0	1	1	3	3	0	0	4	2	0	0	0	0	0	0	0	0	0	0	4	2
ASSAULTIVE	0	0	36	30	21	21	5	38	62	26	0	0	0	0	0	0	0	0	0	0	62	26
ESCAPE TEND	0	0	5	4	2	2	0	0	7	3	0	0	0	0	0	0	0	0	0	0	7	3
SUICIDAL	0	0	13	11	7	7	0	0	20	9	0	0	0	0	0	0	0	0	0	0	20	9
WITHDRAWN	0	0	0	0	0	0	0	0	0	0	0	0	0	0	0	0	0	0	0	0	0	0
PR RLTY CT	0	0	0	0	1	1	0	0	1	0	0	0	0	0	0	0	0	0	0	0	1	0
HOMOSEXUAL	0	0	1	1	0	0	0	0	1	0	0	0	0	0	0	0	0	0	0	0	1	0
NONE	0	0	5	4	8	8	3	23	16	7	0	0	0	0	0	0	0	0	0	0	16	7
OTHER	0	0	1	1	1	1	0	0	2	1	0	0	0	0	0	0	0	0	0	0	2	1
NOT RPTD	0	0	2	2	0	0	0	0	2	1	0	0	1	100	0	0	0	0	1	100	3	1
Total reported	0	0	119	100	102	100	13	100	234	100	0	0	1	100	0	0	0	0	1	100	235	100
Percent reported		.0		96.6		100.0		100.0		98.4		.0		100.0		.0		.0		100.0		98.4
UNKNOWN	0		2		0		0		2		0		0		0		0		0		2	
Total	0		59		57		11		127		0		1		0		0		1		128	

* NOTE: SINCE THERE CAN BE UP TO FIVE BEHAVIOR CODES PER INMATE, THE NUMBER OF CASES REPORTED IN THE DETAIL LINES AND THE TOTAL REPORTED LINE MAY EXCEED THE TOTAL NUMBER OF CASES. IN SHORT, THIS TABLE COUNTS THE NUMBER OF BEHAVIOR PROBLEMS, NOT INMATES.

Inmate statistical profile

Sample: Inmates under death sentence (UDS)
Active inmates 09/17/2001

Requestor: Statistics

Physical Profile (General Condition) by current age & sex

Physical Profile	M E N								W O M E N								Grand Total %					
	Age 00-21	%	Age 22-39	%	Age 40-54	%	Age 55-99	%	Men Total	%	Age 00-21	%	Age 22-39	%	Age 40-54	%		Age 55-99	%	Women Total	%	
NO LIMITATION	0	0	23	72	4	36	0	0	27	61	0	0	1	100	0	0	0	0	1	100	28	62
DEFECT NO MAJOR LIMIT	0	0	5	16	2	18	0	0	7	16	0	0	0	0	0	0	0	0	0	0	7	16
DEFECT MAJOR LIMIT	0	0	4	13	5	45	1	100	10	23	0	0	0	0	0	0	0	0	0	0	10	22
VERY MAJOR DEFECT	0	0	0	0	0	0	0	0	0	0	0	0	0	0	0	0	0	0	0	0	0	0
Total reported	0	0	32	100	11	100	1	100	44	100	0	0	1	100	0	0	0	0	1	100	45	100
Percent reported		.0		54.2		19.3		9.1		34.6		.0		100.0		.0		.0		100.0		35.2
NOT REPORTED	0		27		46		10		83		0		0		0		0		0		83	
Total	0		59		57		11		127		0		1		0		0		1		128	

Inmate statistical profile

Sample: Inmates under death sentence (UDS)
Active inmates 09/17/2001

Requestor: Statistics

Security Status by current age & sex

Security	Age		M E N				Men		W O M E N				Women	Grand							
	00-21	%	22-39	%	40-54	%	55-99	%	Total	%	00-21	%	22-39	%	40-54	%	55-99	%	Total	%	
DIAG INCOM	0	0	0	0	0	0	0	0	0	0	0	0	0	0	0	0	0	0	0	0	
WRK RELEAS	0	0	0	0	0	0	0	0	0	0	0	0	0	0	0	0	0	0	0	0	
TRUSTY	0	0	0	0	0	0	0	0	0	0	0	0	0	0	0	0	0	0	0	0	
MINIMUM	0	0	0	0	0	0	0	0	0	0	0	0	0	0	0	0	0	0	0	0	
MEDIUM	0	0	0	0	0	0	0	0	0	0	0	0	0	0	0	0	0	0	0	0	
CLOSE	0	0	0	0	1	2	0	0	1	1	0	0	0	0	0	0	0	0	0	1	
MAXIMUM	0	0	59	100	56	98	11	100	126	99	0	0	1	100	0	0	0	0	1	100	
DIAGNOSTIC	0	0	0	0	0	0	0	0	0	0	0	0	0	0	0	0	0	0	0	0	
Total reported	0	0	59	100	57	100	11	100	127	100	0	0	1	100	0	0	0	0	1	100	
Percent reported		.0		100.0		100.0		100.0		100.0		.0		100.0		.0		.0		100.0	
NOT RPTD	0		0		0		0		0		0		0		0		0		0		
Total	0		59		57		11		127		0		1		0		0		1		128

* NOTE: BEGINNING IN JULY 1987, THE FACILITIES
DIVISION NO LONGER CODED INMATES AS BEING WORK RELEASE

Inmate statistical profile

Sample: Inmates under death sentence (UDS)
Active inmates 09/17/2001

Requestor: Statistics

Number Of Sentences by current age & sex

Number Of Sentences	Age		M E N				Men		W O M E N				Women		Grand							
	00-21	%	22-39	%	40-54	%	55-99	%	Total	%	00-21	%	22-39	%	40-54	%	55-99	%	Total	%		
ONE	0	0	6	10	11	19	4	36	21	17	0	0	0	0	0	0	0	0	0	0	21	16
TWO	0	0	6	10	17	30	0	0	23	18	0	0	1	100	0	0	0	0	1	100	24	19
THREE	0	0	6	10	10	18	4	36	20	16	0	0	0	0	0	0	0	0	0	0	20	16
FOUR	0	0	11	19	4	7	0	0	15	12	0	0	0	0	0	0	0	0	0	0	15	12
FIVE	0	0	15	25	6	11	1	9	22	17	0	0	0	0	0	0	0	0	0	0	22	17
MORE THAN FIVE	0	0	15	25	9	16	2	18	26	20	0	0	0	0	0	0	0	0	0	0	26	20
Total reported	0	0	59	100	57	100	11	100	127	100	0	0	1	100	0	0	0	0	1	100	128	100
Percent reported		.0		100.0		100.0		100.0		100.0		.0		100.0		.0		.0		100.0		100.0
NOT REPORTED	0		0		0		0		0		0		0		0		0		0		0	
Total	0		59		57		11		127		0		1		0		0		1		128	
AVG NUM SENTENCES	.00		4.44		3.32		3.27		3.83		.00		2.00		.00		.00		2.00		3.82	

Inmate statistical profile

Sample: Inmates under death sentence (UDS)
Active inmates 09/17/2001

Requestor: Statistics

Number Of Disciplinarys by current age & sex

Disciplinarys	M E N								W O M E N								Grand Total %					
	Age 00-21	%	Age 22-39	%	Age 40-54	%	Age 55-99	%	Men Total	%	Age 00-21	%	Age 22-39	%	Age 40-54	%		Age 55-99	%	Women Total	%	
ZERO	0	0	14	24	19	33	4	36	37	29	0	0	0	0	0	0	0	0	0	0	37	29
ONE	0	0	16	27	6	11	2	18	24	19	0	0	0	0	0	0	0	0	0	0	24	19
TWO	0	0	8	14	4	7	2	18	14	11	0	0	0	0	0	0	0	0	0	0	14	11
THREE	0	0	5	8	5	9	1	9	11	9	0	0	1	100	0	0	0	0	1	100	12	9
FOUR	0	0	2	3	1	2	0	0	3	2	0	0	0	0	0	0	0	0	0	0	3	2
FIVE	0	0	4	7	4	7	0	0	8	6	0	0	0	0	0	0	0	0	0	0	8	6
MORE THAN FIVE	0	0	10	17	18	32	2	18	30	24	0	0	0	0	0	0	0	0	0	0	30	23
Total reported	0	0	59	100	57	100	11	100	127	100	0	0	1	100	0	0	0	0	1	100	128	100
Percent reported		.0		100.0		100.0		100.0		100.0		.0		100.0		.0		.0		100.0		100.0
NOT REPORTED	0		0		0		0		0		0		0		0		0		0		0	
Total	0		59		57		11		127		0		1		0		0		1		128	
AVG NUM DISCIP	.00		3.20		4.79		2.91		3.89		.00		3.00		.00		.00		3.00		3.88	

Inmate statistical profile

Sample: Inmates under death sentence (UDS)
Active inmates 09/17/2001

Requestor: Statistics

Number Of Prior Georgia Incarcerations * by current age & sex

Prior Incarcerations	M E N								W O M E N													
	Age 00-21		Age 22-39		Age 40-54		Age 55-99		Men Total		Age 00-21		Age 22-39		Age 40-54		Age 55-99		Women Total		Grand Total	
ZERO	0	0	42	71	35	61	8	73	85	67	0	0	1	100	0	0	0	0	1	100	86	67
ONE	0	0	10	17	14	25	2	18	26	20	0	0	0	0	0	0	0	0	0	0	26	20
TWO	0	0	5	8	3	5	1	9	9	7	0	0	0	0	0	0	0	0	0	0	9	7
THREE	0	0	2	3	3	5	0	0	5	4	0	0	0	0	0	0	0	0	0	0	5	4
FOUR	0	0	0	0	2	4	0	0	2	2	0	0	0	0	0	0	0	0	0	0	2	2
FIVE	0	0	0	0	0	0	0	0	0	0	0	0	0	0	0	0	0	0	0	0	0	0
MORE THAN FIVE	0	0	0	0	0	0	0	0	0	0	0	0	0	0	0	0	0	0	0	0	0	0
Total reported	0	0	59	100	57	100	11	100	127	100	0	0	1	100	0	0	0	0	1	100	128	100
Percent reported			.0	100.0	100.0		100.0		100.0			.0	100.0		.0		.0	100.0		100.0		
NOT REPORTED	0		0		0		0		0		0		0		0		0		0		0	
Total	0		59		57		11		127		0		1		0		0		1		128	
AVG # INCARCERATIONS	.00		.44		.65		.36		.53		.00		.00		.00		.00		.00		.52	

* This data counts a parole revocation on an existing sentence AS A prior incarceration. Also, this data counts, for any cohort of inmates, the total number of Georgia incarcerations the inmate has had during his entire criminal career. For example, if an inmate was admitted to prison first in FY72, and then re-admitted in FY79 and FY85, he had two prior incarcerations before the FY85 admission. This inmate's records show two prior incarcerations in all three of his records since he has had two prior incarcerations in his criminal career. If the cohort of FY72 admissions is selected for analysis, two prior incarcerations will be listed for this inmate even though in FY72, he had no prior incarcerations.

Inmate statistical profile

Sample: Inmates under death sentence (UDS)
Active inmates 09/17/2001

Requestor: Statistics

County Of Conviction by current age & sex

County Of Conviction	Age		M E N				Men		Age		W O M E N				Women		Grand					
	00-21	%	22-39	%	40-54	%	55-99	%	Total	%	00-21	%	22-39	%	40-54	%	55-99	%	Total	%		
Appling	0	0	1	2	0	0	0	0	1	1	0	0	0	0	0	0	0	0	0	0	1	1
Bacon	0	0	1	2	0	0	0	0	1	1	0	0	0	0	0	0	0	0	0	0	1	1
Baldwin	0	0	4	7	0	0	0	0	4	3	0	0	0	0	0	0	0	0	0	0	4	3
Bartow	0	0	1	2	0	0	0	0	1	1	0	0	0	0	0	0	0	0	0	0	1	1
Berrien	0	0	0	0	1	2	0	0	1	1	0	0	0	0	0	0	0	0	0	0	1	1
Bibb	0	0	0	0	1	2	0	0	1	1	0	0	0	0	0	0	0	0	0	0	1	1
Burke	0	0	0	0	1	2	0	0	1	1	0	0	0	0	0	0	0	0	0	0	1	1
Catoosa	0	0	0	0	1	2	1	9	2	2	0	0	0	0	0	0	0	0	0	0	2	2
Charlton	0	0	1	2	0	0	0	0	1	1	0	0	0	0	0	0	0	0	0	0	1	1
Chatham	0	0	2	3	2	4	0	0	4	3	0	0	0	0	0	0	0	0	0	0	4	3
Clayton	0	0	3	5	1	2	0	0	4	3	0	0	0	0	0	0	0	0	0	0	4	3
Cobb	0	0	3	5	4	7	1	9	8	6	0	0	0	0	0	0	0	0	0	0	8	6
Coffee	0	0	1	2	0	0	0	0	1	1	0	0	0	0	0	0	0	0	0	0	1	1
Cook	0	0	0	0	0	0	1	9	1	1	0	0	0	0	0	0	0	0	0	0	1	1
Crisp	0	0	1	2	0	0	0	0	1	1	0	0	0	0	0	0	0	0	0	0	1	1
Dawson	0	0	0	0	0	0	1	9	1	1	0	0	0	0	0	0	0	0	0	0	1	1
DeKalb	0	0	1	2	1	2	0	0	2	2	0	0	0	0	0	0	0	0	0	0	2	2
Dodge	0	0	1	2	0	0	0	0	1	1	0	0	0	0	0	0	0	0	0	0	1	1
Dougherty	0	0	1	2	1	2	0	0	2	2	0	0	0	0	0	0	0	0	0	0	2	2
Douglas	0	0	1	2	5	9	1	9	7	6	0	0	0	0	0	0	0	0	0	0	7	5
Early	0	0	1	2	0	0	0	0	1	1	0	0	0	0	0	0	0	0	0	0	1	1
Elbert	0	0	0	0	3	5	0	0	3	2	0	0	0	0	0	0	0	0	0	0	3	2
Floyd	0	0	3	5	1	2	0	0	4	3	0	0	0	0	0	0	0	0	0	0	4	3
Forsyth	0	0	0	0	0	0	1	9	1	1	0	0	0	0	0	0	0	0	0	0	1	1
Fulton	0	0	3	5	2	4	0	0	5	4	0	0	0	0	0	0	0	0	0	0	5	4
Glynn	0	0	0	0	2	4	2	18	4	3	0	0	0	0	0	0	0	0	0	0	4	3
Gwinnett	0	0	2	3	2	4	0	0	4	3	0	0	1	100	0	0	0	0	1	100	5	4
Hall	0	0	2	3	1	2	0	0	3	2	0	0	0	0	0	0	0	0	0	0	3	2
Harris	0	0	0	0	1	2	0	0	1	1	0	0	0	0	0	0	0	0	0	0	1	1
Henry	0	0	1	2	0	0	0	0	1	1	0	0	0	0	0	0	0	0	0	0	1	1
Houston	0	0	1	2	1	2	0	0	2	2	0	0	0	0	0	0	0	0	0	0	2	2
Jackson	0	0	0	0	1	2	0	0	1	1	0	0	0	0	0	0	0	0	0	0	1	1
Jefferson	0	0	1	2	0	0	0	0	1	1	0	0	0	0	0	0	0	0	0	0	1	1
Jones	0	0	2	3	2	4	0	0	4	3	0	0	0	0	0	0	0	0	0	0	4	3
Lanier	0	0	0	0	0	0	1	9	1	1	0	0	0	0	0	0	0	0	0	0	1	1
Laurens	0	0	0	0	1	2	0	0	1	1	0	0	0	0	0	0	0	0	0	0	1	1

(continued)

Inmate statistical profile

Sample: Inmates under death sentence (UDS)
Active inmates 09/17/2001

Requestor: Statistics

County Of Conviction by current age & sex (continued)

County Of Conviction	M E N								W O M E N								Grand Total	%				
	Age 00-21	%	Age 22-39	%	Age 40-54	%	Age 55-99	%	Men Total	%	Age 00-21	%	Age 22-39	%	Age 40-54	%			Age 55-99	%	Women Total	%
Lee	0	0	0	0	1	2	0	0	1	1	0	0	0	0	0	0	0	0	0	0	1	1
Lumpkins	0	0	1	2	0	0	0	0	1	1	0	0	0	0	0	0	0	0	0	0	1	1
Monroe	0	0	2	3	1	2	0	0	3	2	0	0	0	0	0	0	0	0	0	0	3	2
Morgan	0	0	1	2	0	0	1	9	2	2	0	0	0	0	0	0	0	0	0	0	2	2
Murray	0	0	1	2	0	0	0	0	1	1	0	0	0	0	0	0	0	0	0	0	1	1
Muscogee	0	0	3	5	3	5	1	9	7	6	0	0	0	0	0	0	0	0	0	0	7	5
Newton	0	0	1	2	2	4	0	0	3	2	0	0	0	0	0	0	0	0	0	0	3	2
Oconee	0	0	0	0	1	2	0	0	1	1	0	0	0	0	0	0	0	0	0	0	1	1
Pickens	0	0	0	0	1	2	0	0	1	1	0	0	0	0	0	0	0	0	0	0	1	1
Pierce	0	0	0	0	2	4	0	0	2	2	0	0	0	0	0	0	0	0	0	0	2	2
Pike	0	0	1	2	0	0	0	0	1	1	0	0	0	0	0	0	0	0	0	0	1	1
Putnam	0	0	0	0	1	2	0	0	1	1	0	0	0	0	0	0	0	0	0	0	1	1
Richmond	0	0	2	3	1	2	0	0	3	2	0	0	0	0	0	0	0	0	0	0	3	2
Seminole	0	0	0	0	1	2	0	0	1	1	0	0	0	0	0	0	0	0	0	0	1	1
Spalding	0	0	4	7	2	4	0	0	6	5	0	0	0	0	0	0	0	0	0	0	6	5
Sumter	0	0	0	0	1	2	0	0	1	1	0	0	0	0	0	0	0	0	0	0	1	1
Taliaferro	0	0	0	0	1	2	0	0	1	1	0	0	0	0	0	0	0	0	0	0	1	1
Telfair	0	0	0	0	1	2	0	0	1	1	0	0	0	0	0	0	0	0	0	0	1	1
Thomas	0	0	1	2	0	0	0	0	1	1	0	0	0	0	0	0	0	0	0	0	1	1
Toombs	0	0	1	2	0	0	0	0	1	1	0	0	0	0	0	0	0	0	0	0	1	1
Upton	0	0	1	2	0	0	0	0	1	1	0	0	0	0	0	0	0	0	0	0	1	1
Walker	0	0	0	0	2	4	0	0	2	2	0	0	0	0	0	0	0	0	0	0	2	2
Walton	0	0	1	2	0	0	0	0	1	1	0	0	0	0	0	0	0	0	0	0	1	1
Wayne	0	0	1	2	1	2	0	0	2	2	0	0	0	0	0	0	0	0	0	0	2	2
Total reported	0	0	59	100	57	100	11	100	127	100	0	0	1	100	0	0	0	0	1	100	128	100
Percent reported		.0		100.0		100.0		100.0		100.0		.0		100.0		.0		.0		100.0		100.0
Not reported	0		0		0		0		0		0		0		0		0		0		0	
Total	0		59		57		11		127		0		1		0		0		1		128	

Inmate statistical profile

Sample: Inmates under death sentence (UDS)
Active inmates 09/17/2001

Requestor: Statistics

Circ Of Conviction by current age & sex

Circ Of Conviction	M E N								W O M E N								Grand					
	Age	Age	Age	Age	Age	Men			Age	Age	Age	Age	Age	Women		Total	%					
	00-21	%	22-39	%	40-54	%	55-99	%	Total	%	00-21	%	22-39	%	40-54	%	55-99	%	Total	%		
Alapaha	0	0	0	0	1	2	2	18	3	2	0	0	0	0	0	0	0	0	0	3	2	
Alcovy	0	0	2	3	2	4	0	0	4	3	0	0	0	0	0	0	0	0	0	0	4	3
Atlanta	0	0	3	5	2	4	0	0	5	4	0	0	0	0	0	0	0	0	0	0	5	4
Augusta	0	0	2	3	2	4	0	0	4	3	0	0	0	0	0	0	0	0	0	0	4	3
Brunswick	0	0	2	3	3	5	2	18	7	6	0	0	0	0	0	0	0	0	0	0	7	5
Chattahoochee	0	0	3	5	4	7	1	9	8	6	0	0	0	0	0	0	0	0	0	0	8	6
Cherokee	0	0	1	2	0	0	0	0	1	1	0	0	0	0	0	0	0	0	0	0	1	1
Clayton	0	0	3	5	1	2	0	0	4	3	0	0	0	0	0	0	0	0	0	0	4	3
Cobb	0	0	3	5	4	7	1	9	8	6	0	0	0	0	0	0	0	0	0	0	8	6
Conasauga	0	0	1	2	0	0	0	0	1	1	0	0	0	0	0	0	0	0	0	0	1	1
Cordele	0	0	1	2	0	0	0	0	1	1	0	0	0	0	0	0	0	0	0	0	1	1
Dougherty	0	0	1	2	1	2	0	0	2	2	0	0	0	0	0	0	0	0	0	0	2	2
Dublin	0	0	0	0	1	2	0	0	1	1	0	0	0	0	0	0	0	0	0	0	1	1
Eastern	0	0	2	3	2	4	0	0	4	3	0	0	0	0	0	0	0	0	0	0	4	3
Flint	0	0	1	2	0	0	0	0	1	1	0	0	0	0	0	0	0	0	0	0	1	1
Griffin	0	0	6	10	2	4	0	0	8	6	0	0	0	0	0	0	0	0	0	0	8	6
Gwinnett	0	0	2	3	2	4	0	0	4	3	0	0	1	100	0	0	0	0	1	100	5	4
Houston	0	0	1	2	1	2	0	0	2	2	0	0	0	0	0	0	0	0	0	0	2	2
Lookout Mountain	0	0	0	0	3	5	1	9	4	3	0	0	0	0	0	0	0	0	0	0	4	3
Macon	0	0	0	0	1	2	0	0	1	1	0	0	0	0	0	0	0	0	0	0	1	1
Middle	0	0	2	3	0	0	0	0	2	2	0	0	0	0	0	0	0	0	0	0	2	2
Northeastern	0	0	2	3	1	2	1	9	4	3	0	0	0	0	0	0	0	0	0	0	4	3
Northern	0	0	0	0	3	5	0	0	3	2	0	0	0	0	0	0	0	0	0	0	3	2
Ocmulgee	0	0	7	12	3	5	1	9	11	9	0	0	0	0	0	0	0	0	0	0	11	9
Oconee	0	0	1	2	1	2	0	0	2	2	0	0	0	0	0	0	0	0	0	0	2	2
Pataula	0	0	1	2	1	2	0	0	2	2	0	0	0	0	0	0	0	0	0	0	2	2
Piedmont	0	0	0	0	1	2	0	0	1	1	0	0	0	0	0	0	0	0	0	0	1	1
Rome	0	0	3	5	1	2	0	0	4	3	0	0	0	0	0	0	0	0	0	0	4	3
Southern	0	0	1	2	0	0	0	0	1	1	0	0	0	0	0	0	0	0	0	0	1	1
Southwestern	0	0	0	0	2	4	0	0	2	2	0	0	0	0	0	0	0	0	0	0	2	2
Stone Mountain	0	0	1	2	1	2	0	0	2	2	0	0	0	0	0	0	0	0	0	0	2	2
Toombs	0	0	0	0	1	2	0	0	1	1	0	0	0	0	0	0	0	0	0	0	1	1
Waycross	0	0	3	5	2	4	0	0	5	4	0	0	0	0	0	0	0	0	0	0	5	4
Western	0	0	0	0	1	2	0	0	1	1	0	0	0	0	0	0	0	0	0	0	1	1
Douglas	0	0	1	2	5	9	1	9	7	6	0	0	0	0	0	0	0	0	0	0	7	5
Appalachian	0	0	0	0	1	2	0	0	1	1	0	0	0	0	0	0	0	0	0	0	1	1

(continued)

Inmate statistical profile

Sample: Inmates under death sentence (UDS)
Active inmates 09/17/2001

Requestor: Statistics

Circ Of Conviction by current age & sex (continued)

Circ Of Conviction	Age		M E N				Men		Age		W O M E N				Women	Grand							
	00-21	%	22-39	%	40-54	%	55-99	%	Total	%	00-21	%	22-39	%	40-54	%	55-99	%	Total	%			
Enotah	0	0	1	2	0	0	0	0	1	1	0	0	0	0	0	0	0	0	0	0	1	1	
Forsyth-Bell	0	0	0	0	0	0	1	9	1	1	0	0	0	0	0	0	0	0	0	0	0	1	1
Towaliga	0	0	2	3	1	2	0	0	3	2	0	0	0	0	0	0	0	0	0	0	3	2	
Total reported	0	0	59	100	57	100	11	100	127	100	0	0	1	100	0	0	0	0	1	100	128	100	
Percent reported			.0	100.0	100.0	100.0	100.0	100.0			.0	100.0		100.0	.0		.0		100.0		100.0		
Not reported	0		0		0		0		0		0		0		0		0		0		0		
Total	0		59		57		11		127		0		1		0		0		1		128		

Inmate statistical profile

Sample: Inmates under death sentence (UDS)
Active inmates 09/17/2001

Requestor: Statistics

Home County by current age & sex

Home County	Age		M E N				Men		Age		W O M E N				Women		Grand					
	00-21	%	22-39	%	40-54	%	55-99	%	Total	%	00-21	%	22-39	%	40-54	%	55-99	%	Total	%		
Appling	0	0	1	2	0	0	0	0	1	1	0	0	0	0	0	0	0	0	0	1	1	
Bacon	0	0	1	2	0	0	0	0	1	1	0	0	0	0	0	0	0	0	0	1	1	
Baldwin	0	0	4	8	1	3	1	14	6	6	0	0	0	0	0	0	0	0	0	6	6	
Barrow	0	0	1	2	0	0	0	0	1	1	0	0	1	100	0	0	0	0	1	100	2	2
Bartow	0	0	1	2	0	0	0	0	1	1	0	0	0	0	0	0	0	0	0	1	1	
Bibb	0	0	2	4	2	5	0	0	4	4	0	0	0	0	0	0	0	0	0	4	4	
Bleckley	0	0	0	0	1	3	0	0	1	1	0	0	0	0	0	0	0	0	0	1	1	
Brooks	0	0	0	0	1	3	0	0	1	1	0	0	0	0	0	0	0	0	0	1	1	
Burke	0	0	0	0	1	3	0	0	1	1	0	0	0	0	0	0	0	0	0	1	1	
Butts	0	0	1	2	0	0	0	0	1	1	0	0	0	0	0	0	0	0	0	1	1	
Chatham	0	0	1	2	2	5	0	0	3	3	0	0	0	0	0	0	0	0	0	3	3	
Clayton	0	0	2	4	2	5	0	0	4	4	0	0	0	0	0	0	0	0	0	4	4	
Cobb	0	0	3	6	2	5	1	14	6	6	0	0	0	0	0	0	0	0	0	6	6	
Crisp	0	0	1	2	0	0	0	0	1	1	0	0	0	0	0	0	0	0	0	1	1	
Dawson	0	0	0	0	0	0	1	14	1	1	0	0	0	0	0	0	0	0	0	1	1	
DeKalb	0	0	2	4	1	3	0	0	3	3	0	0	0	0	0	0	0	0	0	3	3	
Dodge	0	0	1	2	0	0	0	0	1	1	0	0	0	0	0	0	0	0	0	1	1	
Dougherty	0	0	1	2	0	0	0	0	1	1	0	0	0	0	0	0	0	0	0	1	1	
Douglas	0	0	0	0	3	8	1	14	4	4	0	0	0	0	0	0	0	0	0	4	4	
Elbert	0	0	0	0	2	5	0	0	2	2	0	0	0	0	0	0	0	0	0	2	2	
Floyd	0	0	1	2	1	3	0	0	2	2	0	0	0	0	0	0	0	0	0	2	2	
Fulton	0	0	4	8	5	13	0	0	9	9	0	0	0	0	0	0	0	0	0	9	9	
Glynn	0	0	0	0	1	3	1	14	2	2	0	0	0	0	0	0	0	0	0	2	2	
Gordon	0	0	0	0	1	3	0	0	1	1	0	0	0	0	0	0	0	0	0	1	1	
Gwinnett	0	0	3	6	1	3	0	0	4	4	0	0	0	0	0	0	0	0	0	4	4	
Henry	0	0	0	0	1	3	0	0	1	1	0	0	0	0	0	0	0	0	0	1	1	
Houston	0	0	1	2	1	3	0	0	2	2	0	0	0	0	0	0	0	0	0	2	2	
Jackson	0	0	0	0	1	3	0	0	1	1	0	0	0	0	0	0	0	0	0	1	1	
Jones	0	0	1	2	0	0	0	0	1	1	0	0	0	0	0	0	0	0	0	1	1	
Lincoln	0	0	0	0	1	3	0	0	1	1	0	0	0	0	0	0	0	0	0	1	1	
Lumpkins	0	0	1	2	0	0	0	0	1	1	0	0	0	0	0	0	0	0	0	1	1	
Madison	0	0	0	0	1	3	0	0	1	1	0	0	0	0	0	0	0	0	0	1	1	
Monroe	0	0	1	2	0	0	0	0	1	1	0	0	0	0	0	0	0	0	0	1	1	
Murray	0	0	1	2	0	0	0	0	1	1	0	0	0	0	0	0	0	0	0	1	1	
Muscogee	0	0	2	4	2	5	0	0	4	4	0	0	0	0	0	0	0	0	0	4	4	
Newton	0	0	1	2	0	0	0	0	1	1	0	0	0	0	0	0	0	0	0	1	1	

(continued)

Inmate statistical profile

Sample: Inmates under death sentence (UDS)
Active inmates 09/17/2001

Requestor: Statistics

Home County by current age & sex (continued)

Home County	Age		M E N				Men		Age		W O M E N				Women		Grand					
	00-21	%	22-39	%	40-54	%	55-99	%	Total	%	00-21	%	22-39	%	40-54	%	55-99	%	Total	%		
Pickens	0	0	1	2	1	3	0	0	2	2	0	0	0	0	0	0	0	0	0	0	2	2
Richmond	0	0	1	2	1	3	0	0	2	2	0	0	0	0	0	0	0	0	0	0	2	2
Spalding	0	0	3	6	1	3	0	0	4	4	0	0	0	0	0	0	0	0	0	0	4	4
Sumter	0	0	0	0	1	3	0	0	1	1	0	0	0	0	0	0	0	0	0	0	1	1
Telfair	0	0	0	0	1	3	0	0	1	1	0	0	0	0	0	0	0	0	0	0	1	1
Thomas	0	0	1	2	0	0	0	0	1	1	0	0	0	0	0	0	0	0	0	0	1	1
Upson	0	0	1	2	0	0	0	0	1	1	0	0	0	0	0	0	0	0	0	0	1	1
Walton	0	0	0	0	1	3	0	0	1	1	0	0	0	0	0	0	0	0	0	0	1	1
Ware	0	0	2	4	0	0	1	14	3	3	0	0	0	0	0	0	0	0	0	0	3	3
Wayne	0	0	1	2	0	0	0	0	1	1	0	0	0	0	0	0	0	0	0	0	1	1
Wilcox	0	0	0	0	0	0	1	14	1	1	0	0	0	0	0	0	0	0	0	0	1	1
Total reported	0	0	48	100	40	100	7	100	95	100	0	0	1	100	0	0	0	0	1	100	96	100
Percent reported		.0		81.4		70.2		63.6		74.8		.0		100.0		.0		.0		100.0		75.0
Not reported	0		11		17		4		32		0		0		0		0		0		32	
Total	0		59		57		11		127		0		1		0		0		1		128	

Inmate statistical profile

Sample: Inmates under death sentence (UDS)
Active inmates 09/17/2001

Requestor: Statistics

Probation To Follow Prison by current age & sex

Prob After Prison	M E N								W O M E N								Grand Total %			
	Age 00-21 %	Age 22-39 %	Age 40-54 %	Age 55-99 %	Men		Age 00-21 %	Age 22-39 %	Age 40-54 %	Age 55-99 %	Women									
PROBATION TO FOLLOW	0	0	1	2	0	0	1	1	0	0	0	0	0	0	0	0	1	1		
NO PROBATION	0	0	59	100	56	98	11	100	0	0	1	100	0	0	0	0	1	100	127	99
Total reported	0	0	59	100	57	100	11	100	0	0	1	100	0	0	0	0	1	100	128	100
Percent reported		.0	100.0		100.0		100.0		.0		100.0		.0		.0		100.0		100.0	
NOT REPORTED	0		0		0		0		0		0		0		0		0		0	
Total	0		59		57		11		0		1		0		0		1		128	

Inmate statistical profile

Sample: Inmates under death sentence (UDS)
Active inmates 09/17/2001

Requestor: Statistics

Admission Type by current age & sex

Admission Type	Age		M E N				Men		W O M E N				Women		Grand							
	00-21	%	22-39	%	40-54	%	55-99	%	Total	%	00-21	%	22-39	%	40-54	%	55-99	%	Total	%		
COMMITTED FROM COURT	0	0	56	95	50	88	11	100	117	92	0	0	1	100	0	0	0	0	1	100	118	92
RETURN APPEAL/BOND	0	0	0	0	0	0	0	0	0	0	0	0	0	0	0	0	0	0	0	0	0	0
PAROLE REV/NEW SENT	0	0	3	5	2	4	0	0	5	4	0	0	0	0	0	0	0	0	0	0	5	4
PAR REV/NO NEW SENT	0	0	0	0	0	0	0	0	0	0	0	0	0	0	0	0	0	0	0	0	0	0
PROB VIOL/TOTAL REV	0	0	0	0	0	0	0	0	0	0	0	0	0	0	0	0	0	0	0	0	0	0
PROB VIOL/PARTIAL	0	0	0	0	1	2	0	0	1	1	0	0	0	0	0	0	0	0	0	0	1	1
ADMIT FM OTHER CUST	0	0	0	0	0	0	0	0	0	0	0	0	0	0	0	0	0	0	0	0	0	0
SHOCK INCARCERATION	0	0	0	0	0	0	0	0	0	0	0	0	0	0	0	0	0	0	0	0	0	0
PROB REV/REMAINDER	0	0	0	0	1	2	0	0	1	1	0	0	0	0	0	0	0	0	0	0	1	1
NEW SENT/PAR REV PND	0	0	0	0	0	0	0	0	0	0	0	0	0	0	0	0	0	0	0	0	0	0
LIFE W/O PAROLE	0	0	0	0	0	0	0	0	0	0	0	0	0	0	0	0	0	0	0	0	0	0
PAROLE REV BOOT CAMP	0	0	0	0	0	0	0	0	0	0	0	0	0	0	0	0	0	0	0	0	0	0
PAR REV/RSN UNKNOWN	0	0	0	0	3	5	0	0	3	2	0	0	0	0	0	0	0	0	0	0	3	2
PROBATION/PAROLE REV	0	0	0	0	0	0	0	0	0	0	0	0	0	0	0	0	0	0	0	0	0	0
PB PAROLE RESCINDED	0	0	0	0	0	0	0	0	0	0	0	0	0	0	0	0	0	0	0	0	0	0
PROB REVOC/SPEC COND	0	0	0	0	0	0	0	0	0	0	0	0	0	0	0	0	0	0	0	0	0	0
PAR REV/REVOC CENTER	0	0	0	0	0	0	0	0	0	0	0	0	0	0	0	0	0	0	0	0	0	0
INFORMATION ONLY	0	0	0	0	0	0	0	0	0	0	0	0	0	0	0	0	0	0	0	0	0	0
INCOMPLETE SENT PKG	0	0	0	0	0	0	0	0	0	0	0	0	0	0	0	0	0	0	0	0	0	0
HANCOCK REVOC CENTER	0	0	0	0	0	0	0	0	0	0	0	0	0	0	0	0	0	0	0	0	0	0
WHITWORTH DETENTION	0	0	0	0	0	0	0	0	0	0	0	0	0	0	0	0	0	0	0	0	0	0
DCYS AT RISK	0	0	0	0	0	0	0	0	0	0	0	0	0	0	0	0	0	0	0	0	0	0
OTHER	0	0	0	0	0	0	0	0	0	0	0	0	0	0	0	0	0	0	0	0	0	0
Total reported	0	0	59	100	57	100	11	100	127	100	0	0	1	100	0	0	0	0	1	100	128	100
Percent reported			.0	100.0	100.0	100.0	100.0	100.0	100.0			.0	100.0	.0	.0	100.0			100.0		100.0	
UNKNOWN	0		0		0		0		0		0		0		0		0		0		0	
Total	0		59		57		11		127		0		1		0		0		1		128	

Inmate statistical profile

Sample: Inmates under death sentence (UDS)
Active inmates 09/17/2001

Requestor: Statistics

Release Type by current age & sex

Release Type	M E N							W O M E N					Grand Total %							
	Age 00-21 %	Age 22-39 %	Age 40-54 %	Age 55-99 %	Men Total %	Age 00-21 %	Age 22-39 %	Age 40-54 %	Age 55-99 %	Women Total %										
Active	0	0	59	100	57	100	11	100	127	100	0	0	1	100	0	0	1	100	128	100
Total	0		59		57		11		127		0		1		0		0	1		128

Inmate statistical profile

Sample: Inmates under death sentence (UDS)
Active inmates 09/17/2001

Requestor: Statistics

Inst By Group by current age & sex

Inst By Group	Age		M E N				Men		W O M E N				Women	Grand						
	00-21	%	22-39	%	40-54	%	55-99	%	Total	%	00-21	%	22-39	%	40-54	%	55-99	%	Total	%
County jails	0	0	0	0	0	0	0	0	0	0	0	0	0	0	0	0	0	0	0	0
Transitional centers	0	0	0	0	0	0	0	0	0	0	0	0	0	0	0	0	0	0	0	0
County camps	0	0	0	0	0	0	0	0	0	0	0	0	0	0	0	0	0	0	0	0
Inmate boot camps	0	0	0	0	0	0	0	0	0	0	0	0	0	0	0	0	0	0	0	0
State prisons	0	0	59	100	57	100	11	100	127	100	0	0	1	100	0	0	0	0	1	100
Private prisons	0	0	0	0	0	0	0	0	0	0	0	0	0	0	0	0	0	0	0	0
Other	0	0	0	0	0	0	0	0	0	0	0	0	0	0	0	0	0	0	0	0
Total reported	0	0	59	100	57	100	11	100	127	100	0	0	1	100	0	0	0	0	1	100
Percent reported		.0		100.0		100.0		100.0		100.0		.0		100.0		.0		.0		100.0
Not reported	0		0		0		0		0		0		0		0		0		0	
Total	0		59		57		11		127		0		1		0		0		1	

Inmate statistical profile

Sample: Inmates under death sentence (UDS)
Active inmates 09/17/2001

Requestor: Statistics

Institution by current age & sex

Institution	Age		M E N				Men		W O M E N				Women	Grand									
	00-21	%	22-39	%	40-54	%	55-99	%	Total	%	00-21	%	22-39	%	40-54	%	55-99	%	Total	%			
Georgia State Prison	0	0	0	0	1	2	0	0	1	1	0	0	0	0	0	0	0	0	0	0	1	1	
Jackson Prison-Perm	0	0	59	100	56	98	11	100	126	99	0	0	0	0	0	0	0	0	0	0	126	98	
Metro Womens Prison	0	0	0	0	0	0	0	0	0	0	0	0	1	100	0	0	0	0	0	1	100	1	1
Total reported	0	0	59	100	57	100	11	100	127	100	0	0	1	100	0	0	0	0	1	100	128	100	
Percent reported			.0	100.0	100.0	100.0	100.0	100.0	100.0			.0	100.0	.0	.0	100.0			100.0		100.0		
Not Reported	0		0		0		0		0		0		0		0		0		0		0		
Total	0		59		57		11		127		0		1		0		0		1		128		

Inmate statistical profile

Sample: Inmates under death sentence (UDS)
Active inmates 09/17/2001

Requestor: Statistics

Misdemeanors And Felonies by current age & sex

Crime Type	Age		M E N				Men		W O M E N				Women	Grand						
	00-21	%	22-39	%	40-54	%	55-99	%	Total	%	00-21	%	22-39	%	40-54	%	55-99	%	Total	%
MISDEMEANOR	0	0	0	0	0	0	0	0	0	0	0	0	0	0	0	0	0	0	0	0
FELONY	0	0	59	100	57	100	11	100	127	100	0	0	1	100	0	0	0	0	1	100
Total reported	0	0	59	100	57	100	11	100	127	100	0	0	1	100	0	0	0	0	1	100
Percent reported		.0		100.0		100.0		100.0		100.0		.0		100.0		.0		.0		100.0
NOT REPORTED	0		0		0		0		0		0		0		0		0		0	
Total	0		59		57		11		127		0		1		0		0		1	

Inmate statistical profile

Sample: Inmates under death sentence (UDS)
Active inmates 09/17/2001

Requestor: Statistics

Crimes By Group by current age & sex

Crimes By Group	M E N								W O M E N								Grand Total	%				
	Age 00-21	%	Age 22-39	%	Age 40-54	%	Age 55-99	%	Men Total	%	Age 00-21	%	Age 22-39	%	Age 40-54	%			Age 55-99	%	Women Total	%
HOMICIDE	0	0	58	98	57	100	11	100	126	99	0	0	1	100	0	0	0	0	1	100	127	99
ABORTION	0	0	0	0	0	0	0	0	0	0	0	0	0	0	0	0	0	0	0	0	0	0
BODILY INJRY&REL OFF	0	0	1	2	0	0	0	0	1	1	0	0	0	0	0	0	0	0	0	0	1	1
ARSON & REL OFF	0	0	0	0	0	0	0	0	0	0	0	0	0	0	0	0	0	0	0	0	0	0
DAMAGE OF PROPERTY	0	0	0	0	0	0	0	0	0	0	0	0	0	0	0	0	0	0	0	0	0	0
BURGLARY & REL OFF	0	0	0	0	0	0	0	0	0	0	0	0	0	0	0	0	0	0	0	0	0	0
FORGERY & REL OFF	0	0	0	0	0	0	0	0	0	0	0	0	0	0	0	0	0	0	0	0	0	0
THEFT	0	0	0	0	0	0	0	0	0	0	0	0	0	0	0	0	0	0	0	0	0	0
ROBBERY	0	0	0	0	0	0	0	0	0	0	0	0	0	0	0	0	0	0	0	0	0	0
SEXUAL OFFENSES	0	0	0	0	0	0	0	0	0	0	0	0	0	0	0	0	0	0	0	0	0	0
OBSCENITY CRIMES	0	0	0	0	0	0	0	0	0	0	0	0	0	0	0	0	0	0	0	0	0	0
TREASON & REL OFF	0	0	0	0	0	0	0	0	0	0	0	0	0	0	0	0	0	0	0	0	0	0
CRIMES INVOLVNG GOVT	0	0	0	0	0	0	0	0	0	0	0	0	0	0	0	0	0	0	0	0	0	0
FALSIFICATIONS	0	0	0	0	0	0	0	0	0	0	0	0	0	0	0	0	0	0	0	0	0	0
OBSTRUCT LAW ENFORCE	0	0	0	0	0	0	0	0	0	0	0	0	0	0	0	0	0	0	0	0	0	0
DISORDERLY CONDUCT	0	0	0	0	0	0	0	0	0	0	0	0	0	0	0	0	0	0	0	0	0	0
GAMBLING & REL OFF	0	0	0	0	0	0	0	0	0	0	0	0	0	0	0	0	0	0	0	0	0	0
CRUELTY TO CHILDREN	0	0	0	0	0	0	0	0	0	0	0	0	0	0	0	0	0	0	0	0	0	0
CRIMES WITH GUNS	0	0	0	0	0	0	0	0	0	0	0	0	0	0	0	0	0	0	0	0	0	0
INVASION PRIVACY	0	0	0	0	0	0	0	0	0	0	0	0	0	0	0	0	0	0	0	0	0	0
RACKETEERING	0	0	0	0	0	0	0	0	0	0	0	0	0	0	0	0	0	0	0	0	0	0
DRUG ABUSE OFFENSES	0	0	0	0	0	0	0	0	0	0	0	0	0	0	0	0	0	0	0	0	0	0
DRUG TRAFFICKING	0	0	0	0	0	0	0	0	0	0	0	0	0	0	0	0	0	0	0	0	0	0
AUTO CRIMES	0	0	0	0	0	0	0	0	0	0	0	0	0	0	0	0	0	0	0	0	0	0
REVENUE & CONTRABAND	0	0	0	0	0	0	0	0	0	0	0	0	0	0	0	0	0	0	0	0	0	0
CRIMES OF OTH STATES	0	0	0	0	0	0	0	0	0	0	0	0	0	0	0	0	0	0	0	0	0	0
MISC. FELONIES	0	0	0	0	0	0	0	0	0	0	0	0	0	0	0	0	0	0	0	0	0	0
MISDEMEANORS	0	0	0	0	0	0	0	0	0	0	0	0	0	0	0	0	0	0	0	0	0	0
Total reported	0	0	59	100	57	100	11	100	127	100	0	0	1	100	0	0	0	0	1	100	128	100
Percent reported		.0		100.0		100.0		100.0		100.0		.0		100.0		.0		.0		100.0		100.0
NOT REPORTED	0		0		0		0		0		0		0		0		0		0		0	
Total	0		59		57		11		127		0		1		0		0		1		128	

Inmate statistical profile

Sample: Inmates under death sentence (UDS)
Active inmates 09/17/2001

Requestor: Statistics

Most Serious Offense by current age & sex

Most Serious Offense	M E N						W O M E N						Grand Total %
	Age 00-21 %	Age 22-39 %	Age 40-54 %	Age 55-99 %	Men Total %	Age 00-21 %	Age 22-39 %	Age 40-54 %	Age 55-99 %	Women Total %			
Misdemeanors													

FELONIES													

MURDER	0 0	58 98	57 100	11 100	126 99		0 0	1 100	0 0	0 0	1 100	127 99	
KIDNAPPING	0 0	1 2	0 0	0 0	1 1		0 0	0 0	0 0	0 0	0 0	1 1	
NONPYMT AGR NVL STOR	0 0	0 0	1 2	0 0	1 1		0 0	0 0	0 0	0 0	0 0	1 1	
CRMNL SOLICITATION	0 0	59 100	56 98	11 100	126 99		0 0	1 100	0 0	0 0	1 100	127 99	

Total reported	0 0	118 100	114 100	22 100	254 100		0 0	2 100	0 0	0 0	2 100	256 100	
Percent reported	.0	100.0	100.0	100.0	100.0		.0	100.0	.0	.0	100.0	100.0	

NOT REPORTED	0	0	0	0	0		0	0	0	0	0	0	

Total	0	59	57	11	127		0	1	0	0	1	128	

Inmate statistical profile

Sample: Inmates under death sentence (UDS)
Active inmates 09/17/2001

Requestor: Statistics

Most Serious Crime Type by current age & sex

Crime Type	Age		M E N				Men		W O M E N				Women	Grand								
	00-21	%	22-39	%	40-54	%	55-99	%	Total	%	00-21	%	22-39	%	40-54	%	55-99	%	Total	%		
VIOL/PERSN	0	0	59	100	57	100	11	100	127	100	0	0	1	100	0	0	0	0	1	100	128	100
NVIOL/PERS	0	0	0	0	0	0	0	0	0	0	0	0	0	0	0	0	0	0	0	0	0	0
PROPERTY	0	0	0	0	0	0	0	0	0	0	0	0	0	0	0	0	0	0	0	0	0	0
DRUG SALES	0	0	0	0	0	0	0	0	0	0	0	0	0	0	0	0	0	0	0	0	0	0
DRUG POSSN	0	0	0	0	0	0	0	0	0	0	0	0	0	0	0	0	0	0	0	0	0	0
ALCOHOL	0	0	0	0	0	0	0	0	0	0	0	0	0	0	0	0	0	0	0	0	0	0
HABIT/DUI	0	0	0	0	0	0	0	0	0	0	0	0	0	0	0	0	0	0	0	0	0	0
SEX OFFEND	0	0	0	0	0	0	0	0	0	0	0	0	0	0	0	0	0	0	0	0	0	0
OTHER	0	0	0	0	0	0	0	0	0	0	0	0	0	0	0	0	0	0	0	0	0	0
Total reported	0	0	59	100	57	100	11	100	127	100	0	0	1	100	0	0	0	0	1	100	128	100
Percent reported			.0	100.0	100.0	100.0	100.0	100.0			.0		100.0		.0			.0	100.0		100.0	
NOT REPORTED	0		0		0		0		0		0		0		0		0		0		0	
Total	0		59		57		11		127		0		1		0		0		1		128	